

[54] **HOLDER (WITHOUT SLEEVE) FOR INTERPROXIMAL BRUSHES**
 [75] Inventors: Emanuel B. Tarrson, Chicago; Steven Tisma, Niles; Robert B. Staubitz, Chicago, all of Ill.

[73] Assignee: John O. Butler Company, Chicago, Ill.

[**] Term: 14 Years

[21] Appl. No.: 291

[22] Filed: Dec. 28, 1978

[51] Int. Cl. D24—02; D28—03

[52] U.S. Cl. D24/11; D28/64

[58] Field of Search 433/147, 146; D28/64; D24/11; 132/89; 15/106, 206, 143, 167, 156, 164, 172, 176

[56] **References Cited**

U.S. PATENT DOCUMENTS

Re. 13,621 9/1913 Kelly 433/147

D. 242,883 1/1977 De Marco D24/11
 1,173,721 2/1916 Hurvitz 15/206 X
 1,996,205 4/1935 Jackson 15/167 R X
 3,559,226 2/1971 Burns 15/206 X
 4,030,199 6/1977 Russell 433/147

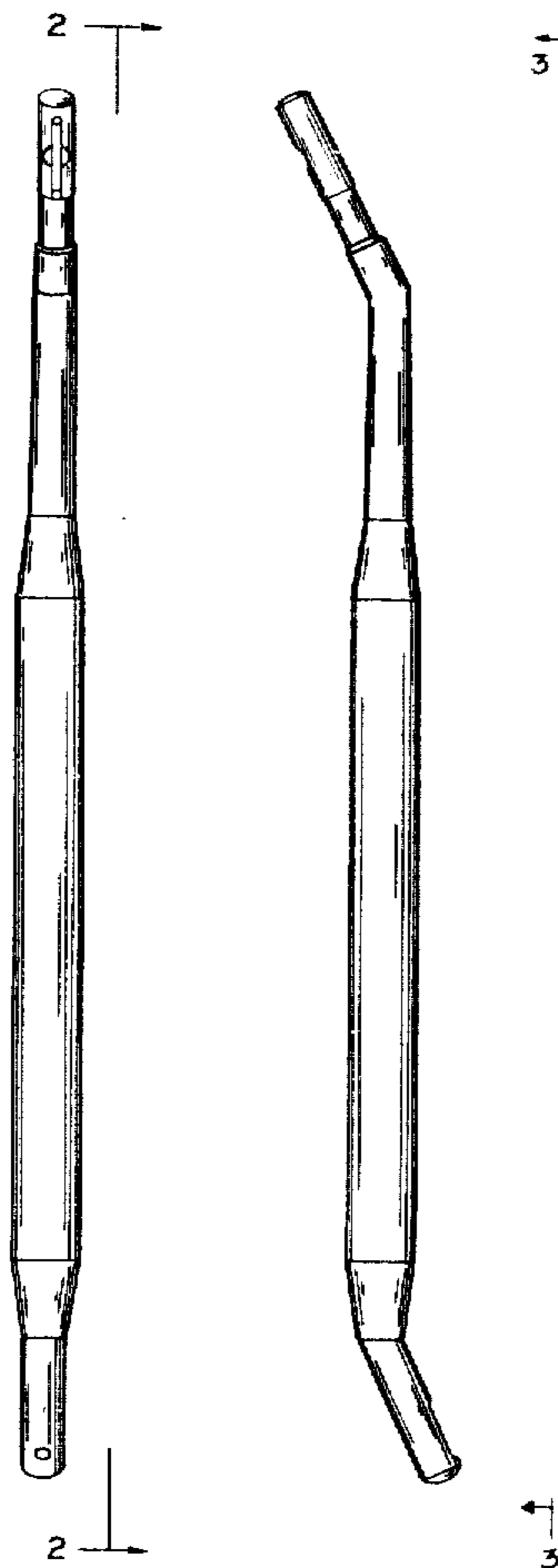
Primary Examiner—Bernard Ansher
 Attorney, Agent, or Firm—Laff, Whitesel, Conte & Saret

[57] **CLAIM**

The ornamental design for a holder (without sleeve) for interproximal brushes, as shown.

DESCRIPTION

FIG. 1 is a side elevation view of the interproximal brush holder for supporting a replaceable brush on one end and a toothpick on the other end;
 FIG. 2 is an elevation view of the bottom of the interproximal brush holder taken in the plane 2—2 of FIG. 1;
 FIG. 3 is an elevation view of the top of the interproximal brush holder taken in the plane 3—3 of FIG. 1;
 FIG. 4 is an end view of the interproximal brush holder taken in the plane 4—4 of FIG. 3; and
 FIG. 5 is an end view of the interproximal brush holder taken in the plane 5—5 of FIG. 3.






FIG. 2

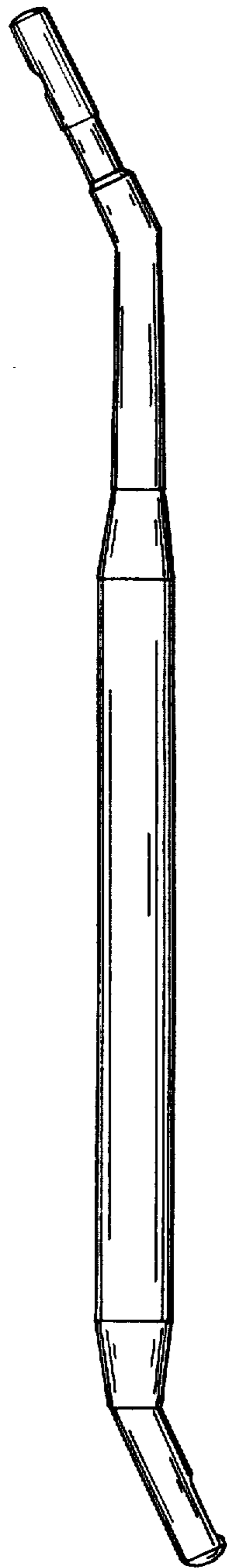


FIG. 1

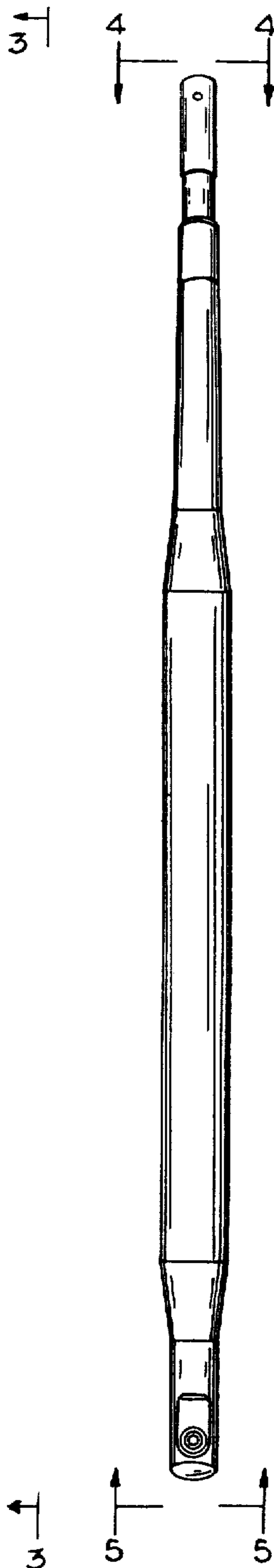


FIG. 3



FIG. 4



FIG. 5