

[54] PLASTIC CONTAINER FOR LIQUIDS

[75] Inventor: John A. Cox, Bethel Park, Pa.

[73] Assignee: Mobay Chemical Corporation, Pittsburgh, Pa.

[\*\*] Term: 14 Years

[21] Appl. No.: 13,764

[22] Filed: Feb. 21, 1979

[51] Int. Cl. .... D9-01

[52] U.S. Cl. .... D9/383; D9/413

[58] Field of Search ..... D9/38, 44, 45, 383, D9/413; 215/1 R, 1 C

[56] References Cited

U.S. PATENT DOCUMENTS

D. 198,405	6/1964	Recknagel	.....	D9/44
D. 198,407	6/1964	Busch	.....	D9/44
D. 200,357	2/1965	Groff, Jr.	.....	D9/44
D. 217,439	5/1970	Platte	.....	D9/44
D. 224,202	7/1972	Boden	.....	D9/44

Primary Examiner—Robert C. Spangler

Attorney, Agent, or Firm—Gene Harsh; Lawrence S. Pope; Thomas W. Roy

[57] CLAIM

The ornamental design for a plastic container for liquids, as shown and described.

DESCRIPTION

FIG. 1 is a side elevational view of a plastic container for liquids embodying my new design;

FIG. 2 is a side elevational view of a second embodiment of my new design which is identical to FIG. 1 except for the neck of the container;

FIG. 3 is a side elevational view of a third embodiment of my new design which is identical to FIGS. 1 and 2 except for the neck of the container;

The side opposite the side shown in FIGS. 1, 2 and 3 is a mirror image of the side shown in FIGS. 1, 2 and 3;

FIG. 4 is a plan view of the embodiment shown in FIG. 1;

FIG. 5 is an elevational view of the embodiment shown in FIG. 1 when placed on its side so that the side facing to the right in FIG. 1 is pointing upward;

FIG. 6 is a plan sectional view of FIG. 1 as indicated by the section lines.



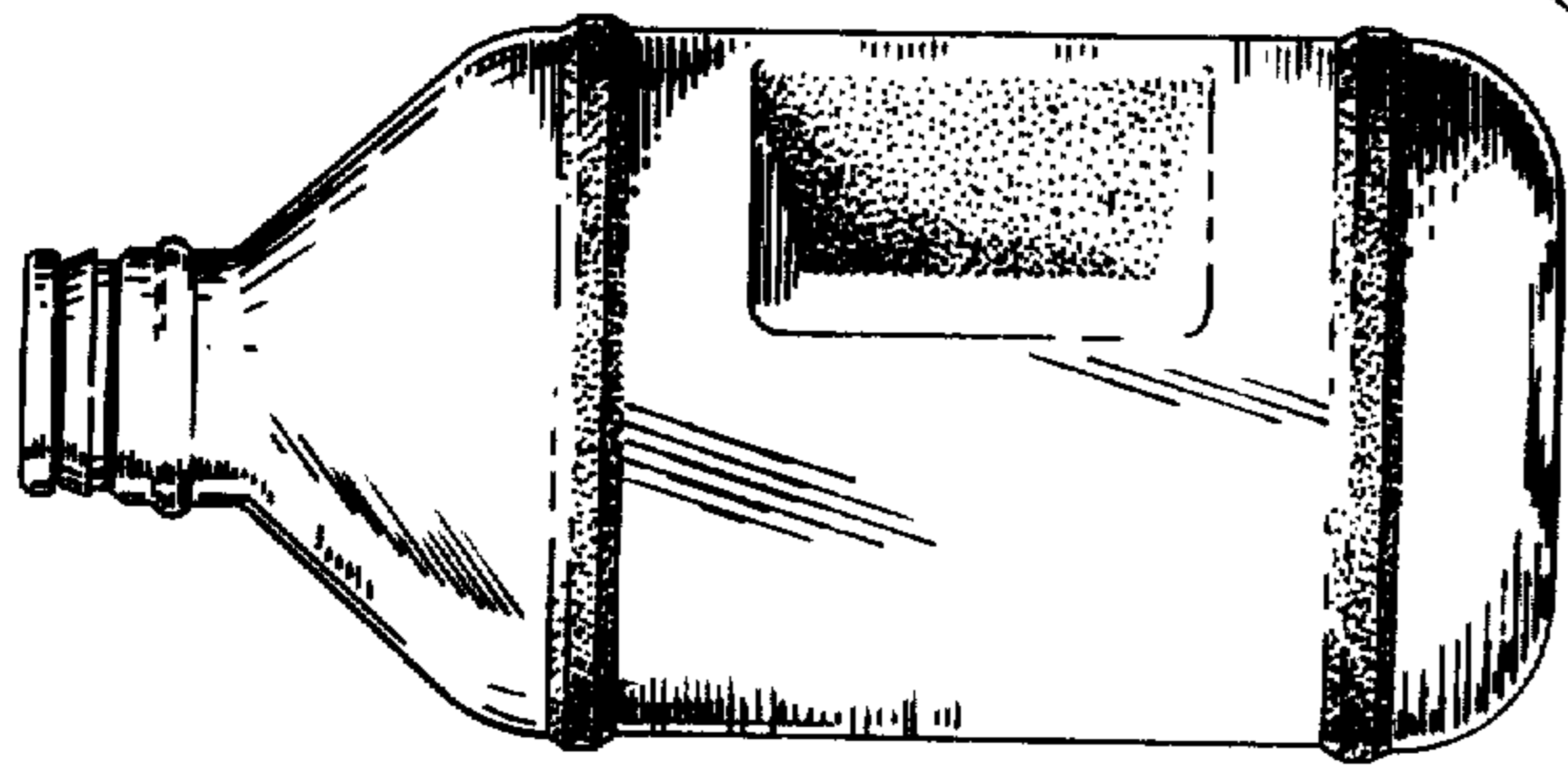


FIG. 1

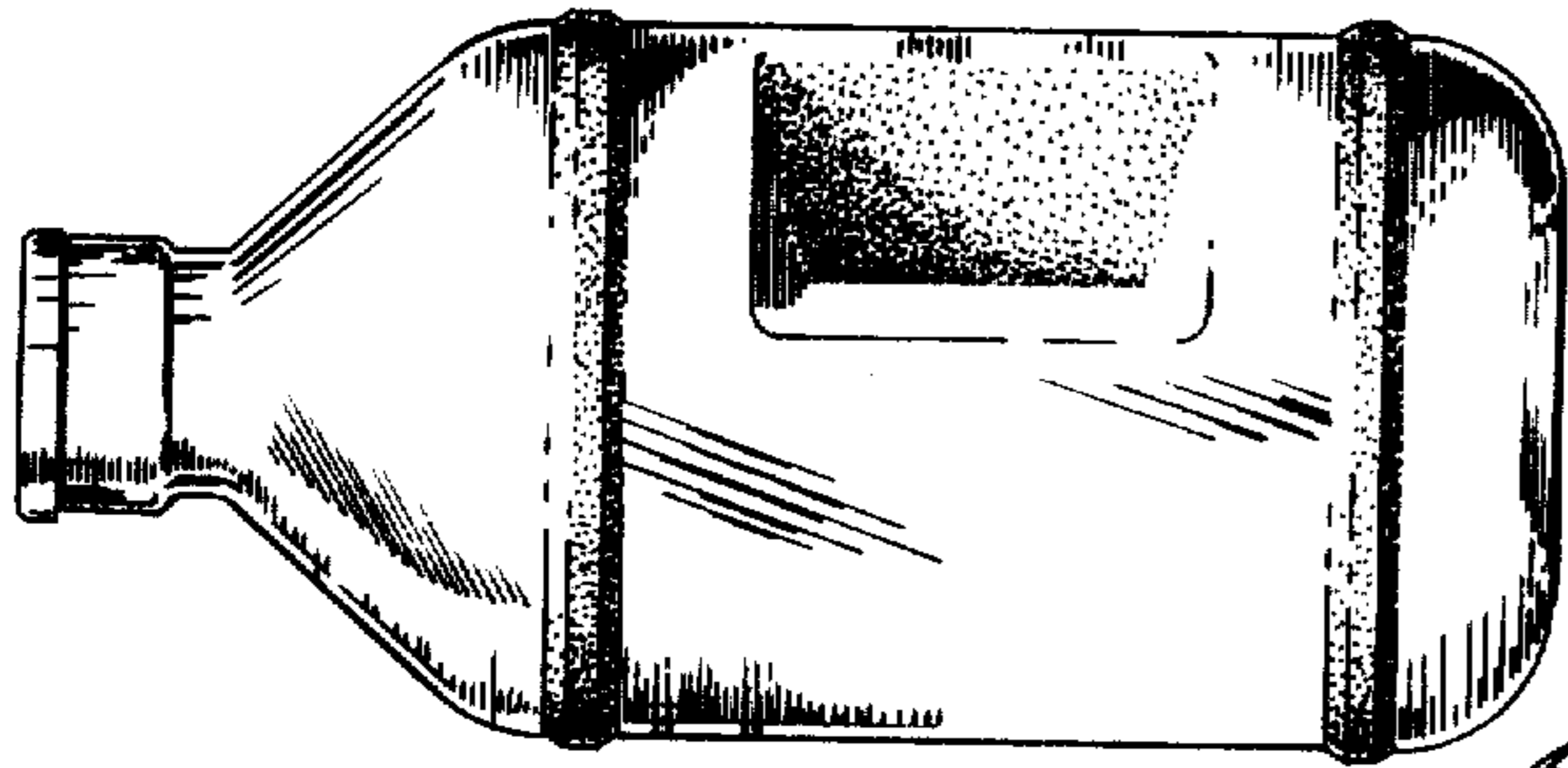


FIG. 2

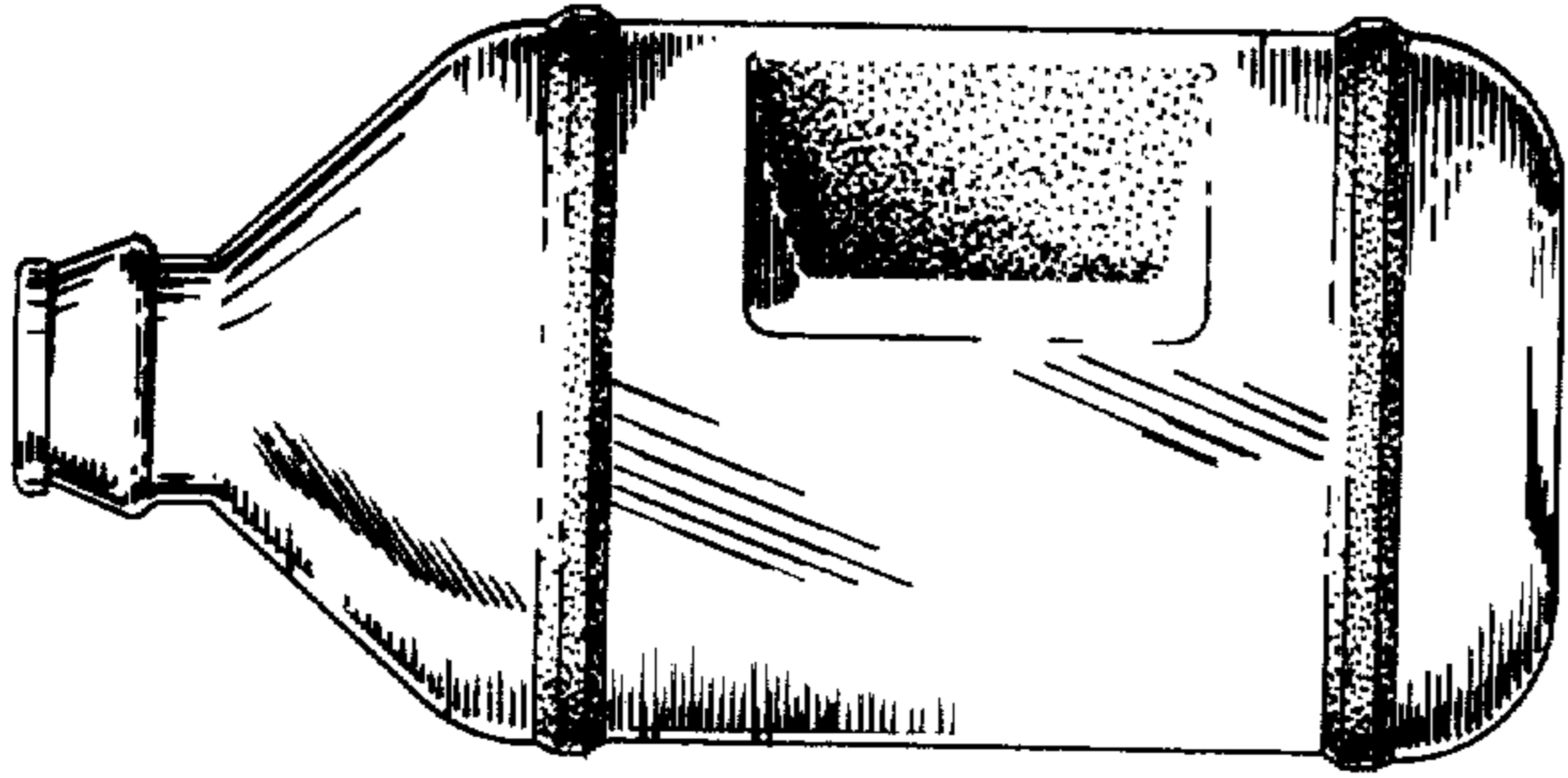


FIG. 3

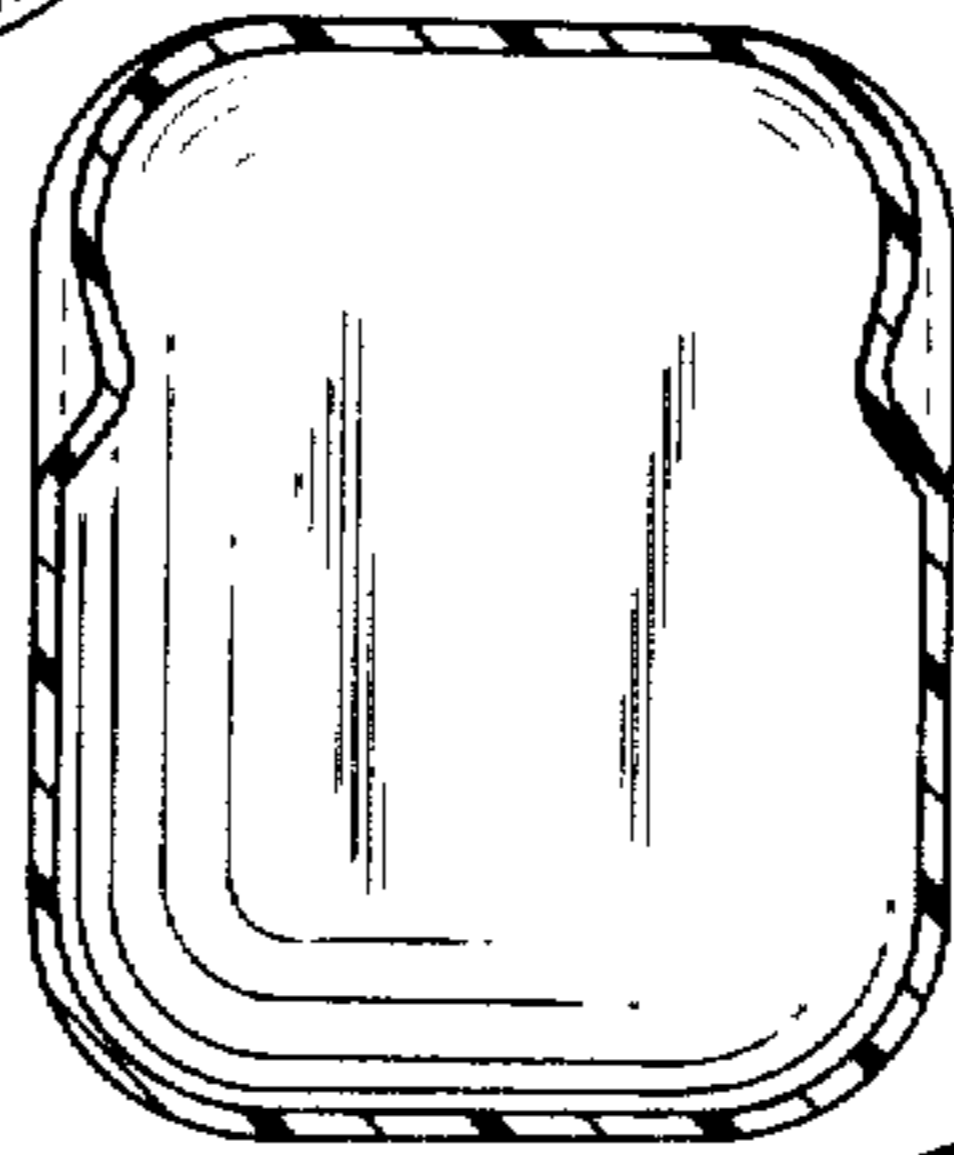


FIG. 6




FIG. 4




FIG. 5