

[54] **HOLDER FOR INTERPROXIMAL BRUSHES**

[75] Inventors: Emanuel B. Tarrson, Chicago; Steven Tisma, Niles; Robert B. Staubitz, Chicago, all of Ill.

[73] Assignee: John O. Butler Company, Chicago, Ill.

[**] Term: 14 Years

[21] Appl. No.: 17,826

[22] Filed: Mar. 5, 1979

[51] Int. Cl. D24-04; D4-02

[52] U.S. Cl. D24/11; D4/28; D28/64

[58] Field of Search 433/147, 146; D28/64; D24/11; 132/89; 15/106, 206, 143, 167, 106, 156, 105, 164, 172, 176; D4/25, 28

[56] **References Cited**

U.S. PATENT DOCUMENTS

- Re. 13,621 9/1913 Kelly 433/147
- D. 242,883 1/1977 De Marco D4/28
- 1,173,721 2/1916 Hurvitz 15/206 X

- 1,996,205 4/1935 Jacks 15/167 R X
- 3,559,226 2/1971 Burns 15/167 R X
- 4,030,199 6/1977 Russell 433/147
- 4,222,143 9/1980 Tarrson 15/167 R X

Primary Examiner—Bernard Ansher
Attorney, Agent, or Firm—Laff, Whitesel, Conte & Saret

[57] **CLAIM**

The ornamental design for a holder for interproximal brushes, as shown.

DESCRIPTION

FIG. 1 is a left side elevation view of the interproximal brush holder for supporting a replaceable brush on one end and a toothpick on the other end;
 FIG. 2 is a top elevation view of the interproximal brush holder;
 FIG. 3 is a right side elevation view of the interproximal brush holder;
 FIG. 4 is a bottom plan view of the interproximal brush holder;
 FIG. 5 is an end view of the upper end of the interproximal brush holder; and
 FIG. 6 is an end view of the bottom end of the interproximal brush holder.

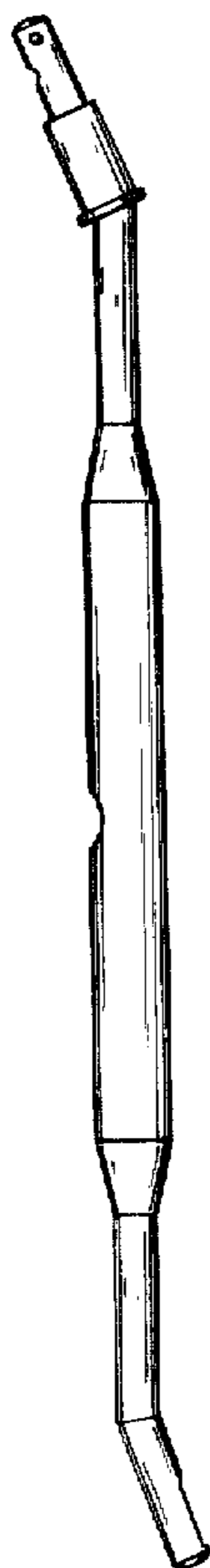




FIG.5

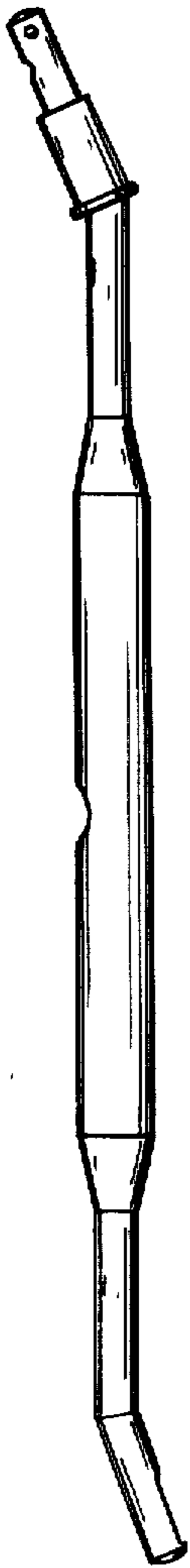


FIG.1




FIG.2

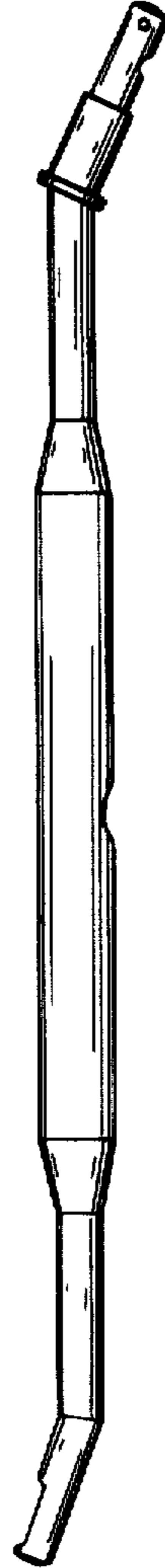


FIG.3



FIG.4



FIG.6