

[54] TELEPHONE COVER PLATE

[76] Inventor: **Thomas B. Obst**, 520 W. Lake St.,  
Minneapolis, Minn. 55408

[\*\*] Term: **14 Years**

[21] Appl. No.: **44,467**

[22] Filed: **Jun. 1, 1979**

[51] Int. Cl. .... **D14-03**

[52] U.S. Cl. .... **D14/66; 40/336;**  
179/178; D14/53; D14/60

[58] Field of Search ..... D14/53, 66, 60, 61,  
D14/63; 179/90 K, 146 R, 178, 179, 184;  
40/336, 337; 281/15

3,084,473 4/1963 Castro ..... 179/178  
3,345,769 10/1967 Nathan ..... 40/336

OTHER PUBLICATIONS

Telephony, Oct. 25, 1976, pp. 94,95.  
*Primary Examiner*—Veronica O’Keefe  
*Attorney, Agent, or Firm*—Burd, Bartz & Gutenkauf

CLAIM

[57] The ornamental design for a telephone cover plate, substantially as shown and described.

DESCRIPTION

FIG. 1 is a view in perspective, as seen from the front, top, and one side of a telephone cover plate showing my new design;  
FIG. 2 is a view in front elevation thereof;  
FIG. 3 is a view in top plan thereof;  
FIG. 4 is a view in bottom plan thereof;  
FIG. 5 is a view in rear elevation thereof; and  
FIG. 6 is a view in side elevation, as seen from the side opposite that shown in FIG. 1.

References Cited

U.S. PATENT DOCUMENTS

D. 254,195 2/1980 Geuaro et al. .... D14/53  
2,757,022 7/1956 Young ..... 281/15  
3,063,183 11/1962 Long ..... 40/336




FIG. 1




FIG. 2

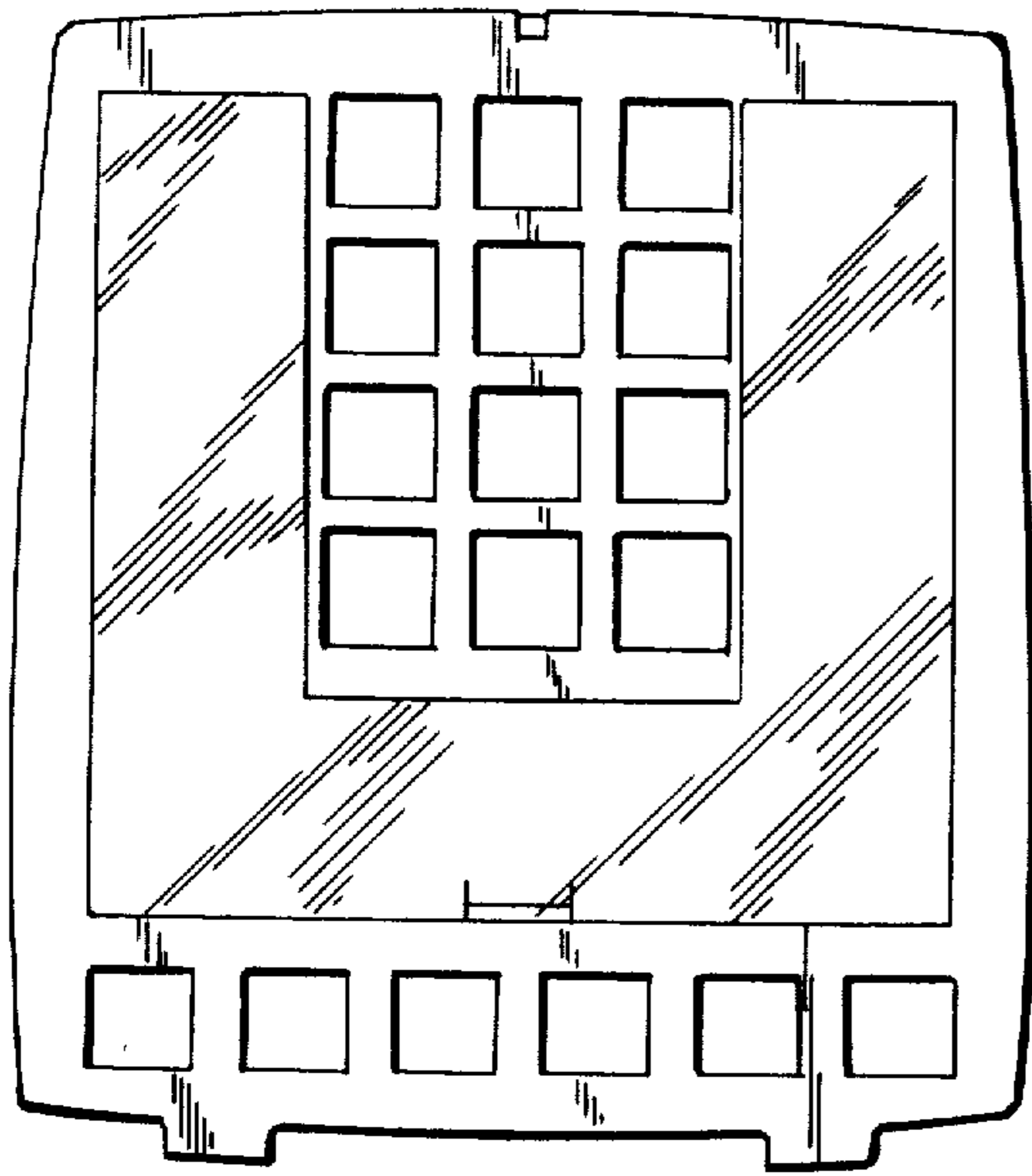


FIG. 3

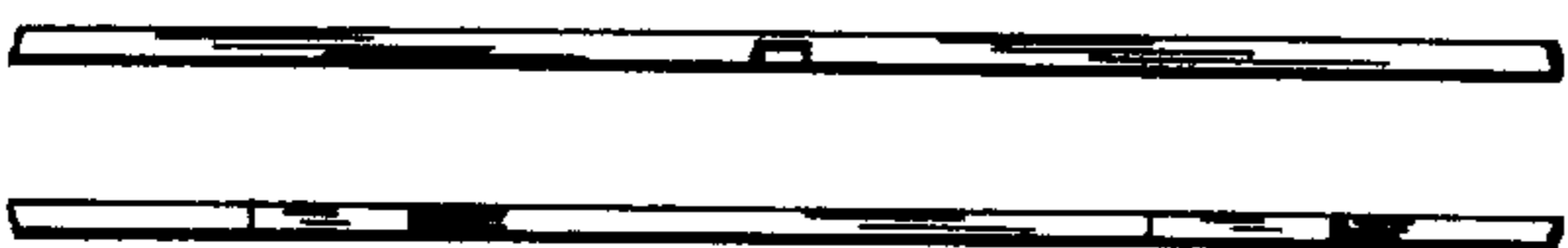


FIG. 4

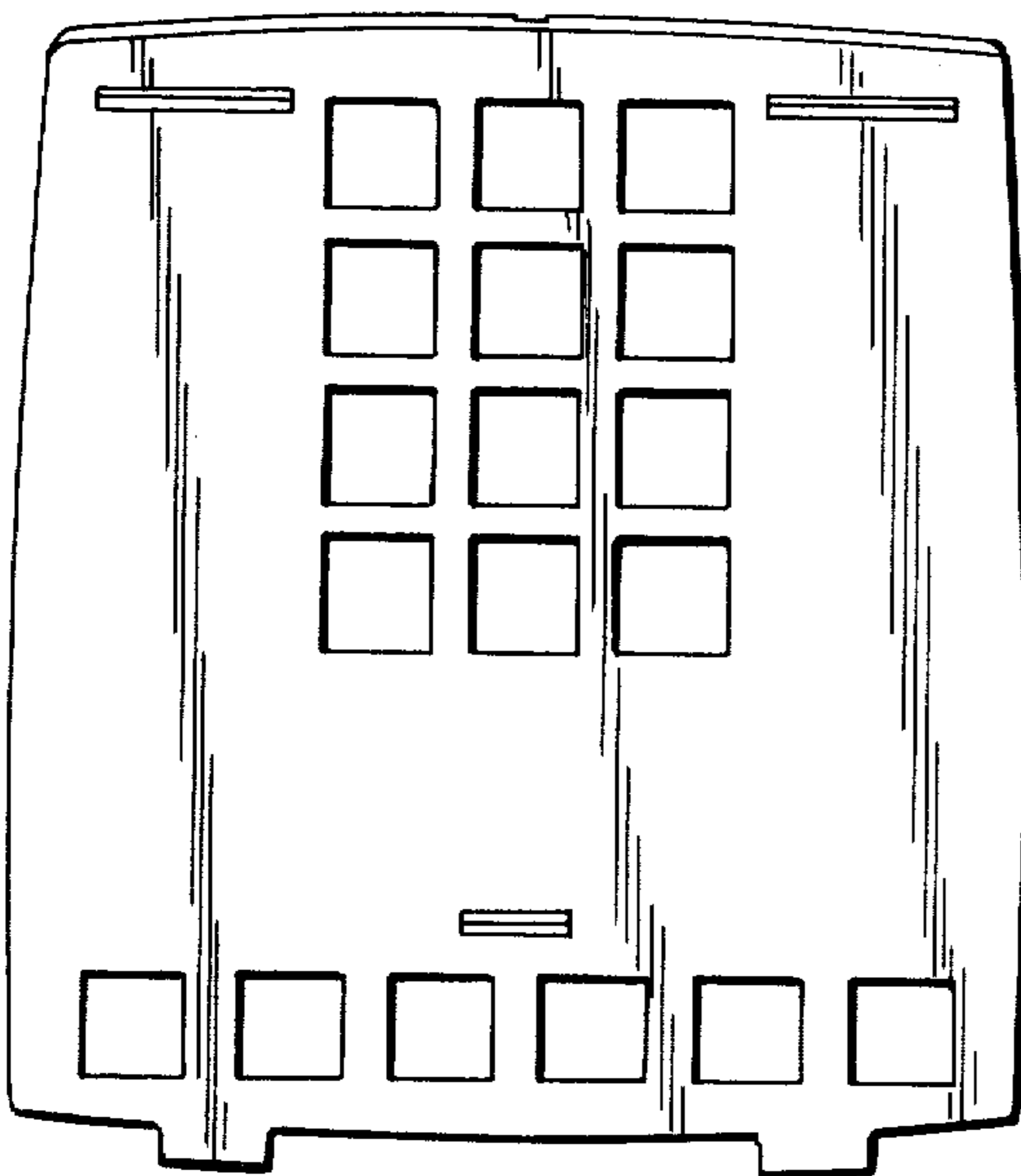


FIG. 5

FIG. 6

