

[54] **HAND HELD TELEPHONE SET**  
 [75] Inventor: **John E. Kaczkos**, Elk Grove Village, Ill.  
 [73] Assignee: **GTE Automatic Electric Labs Inc.**, Northlake, Ill.

[\*\*] Term: **14 Years**  
 [21] Appl. No.: **108,257**  
 [22] Filed: **Dec. 28, 1979**

[51] Int. Cl. .... **D14-03**  
 [52] U.S. Cl. .... **D14/53; D14/63; D14/64**  
 [58] Field of Search ..... **D14/53, 64, 63; 179/100 R, 100 D, 100 L, 178, 179, 103**

[56] **References Cited**  
**U.S. PATENT DOCUMENTS**  
 D. 203,994 3/1966 Brandlein et al. .... **D14/64**

D.226,199 1/1973 Breger ..... **D14/53**  
 D. 238,079 12/1975 Heribertson et al. .... **D14/53**  
 D. 254,435 3/1980 Ferron ..... **D14/53**  
 T955,001 2/1977 Genaro ..... **D14/64**  
 4,153,822 5/1979 Ueda et al. .... **179/90 K**  
 4,251,696 2/1981 MacKenzie et al. .... **479/103**

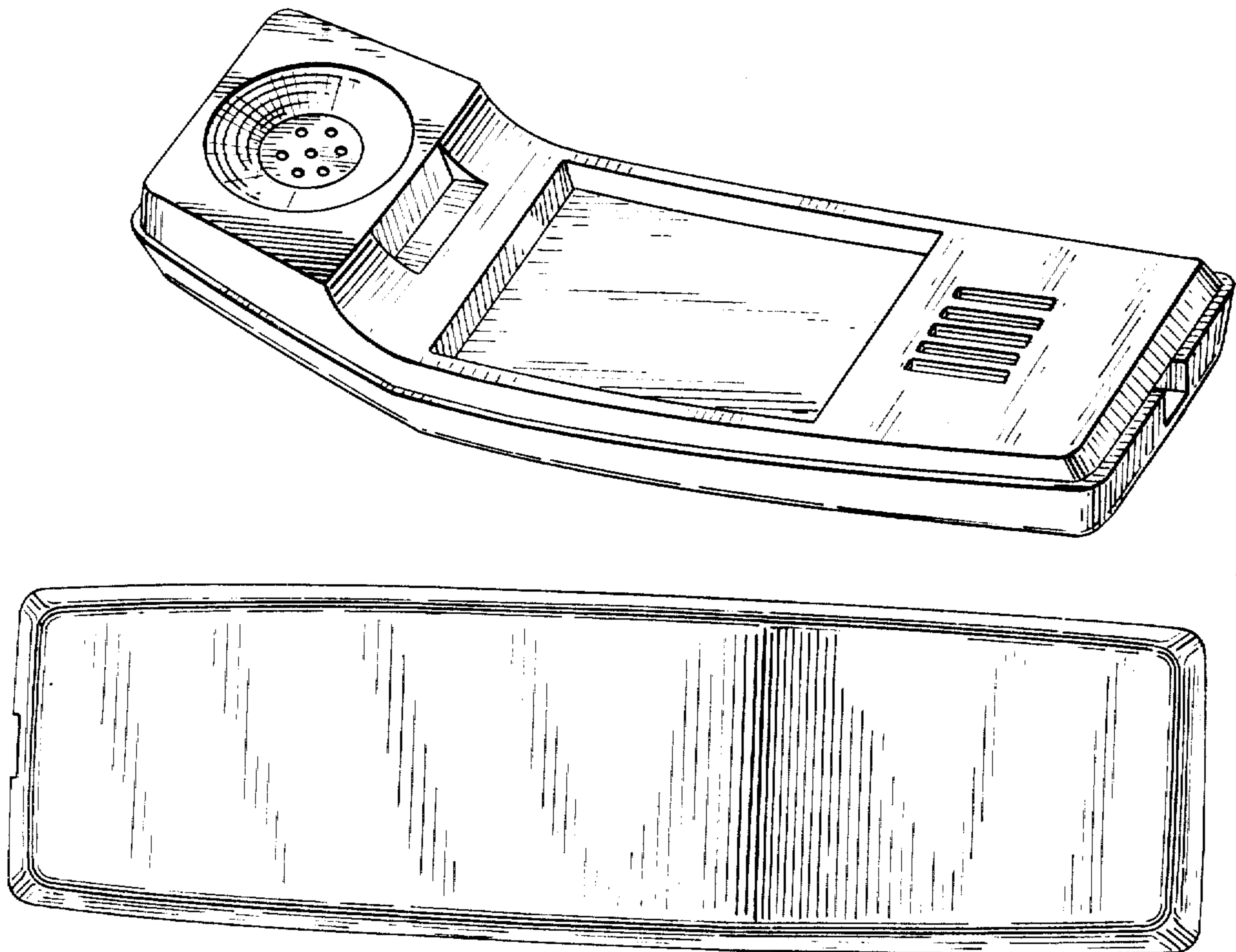
*Primary Examiner*—**Bernard Ansher**  
*Attorney, Agent, or Firm*—**Robert J. Black; Anthony Miologos**

[57] **CLAIM**

The ornamental design for a hand held telephone set, as shown.

**DESCRIPTION**

**FIG. 1** is a perspective view of a hand held telephone set, showing my new design;  
**FIG. 2** is a top plan view thereof;  
**FIG. 3** is a side elevational view thereof, the opposite side being a mirror image of the side shown; and  
**FIG. 4** is a front elevation thereof.



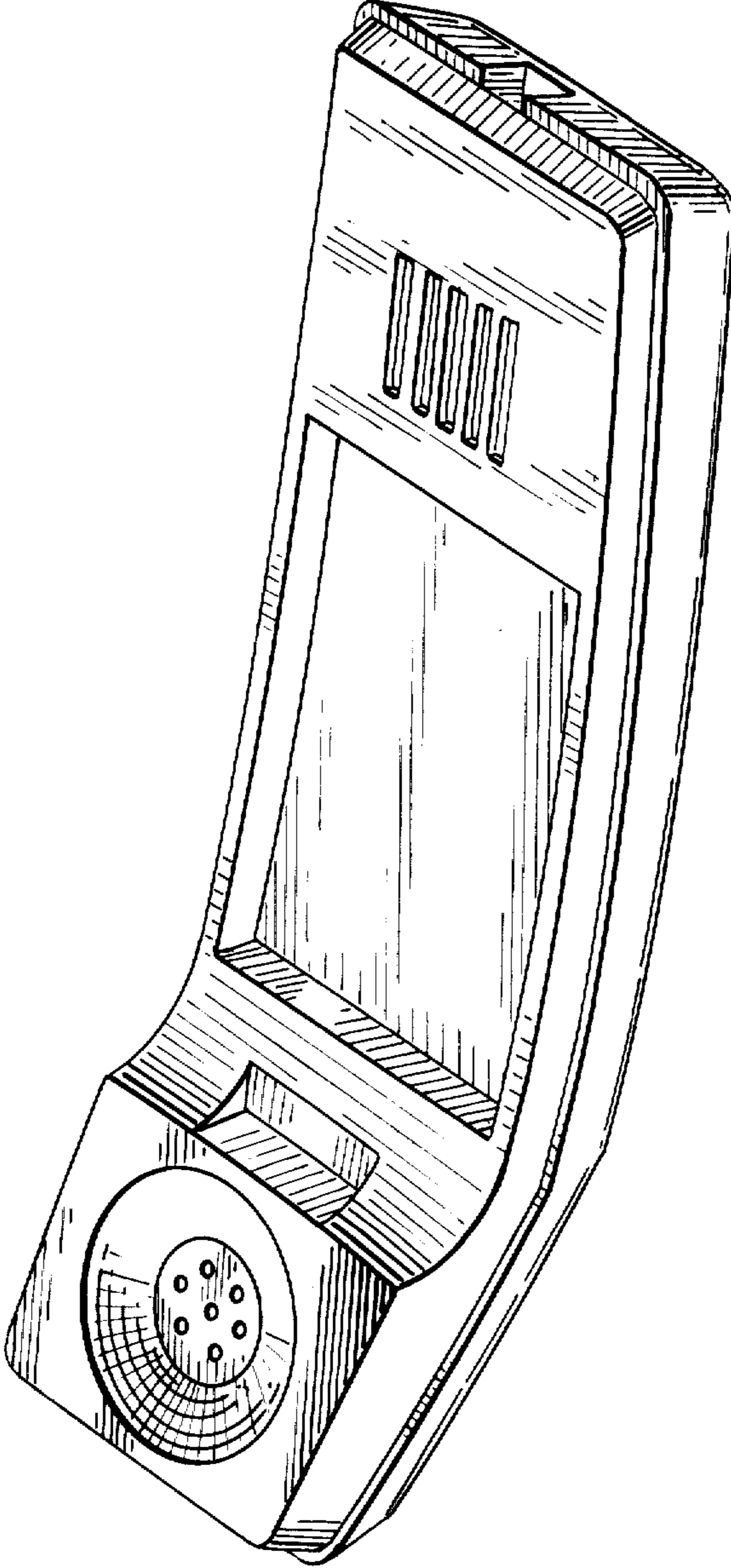


FIG. 1




FIG. 2

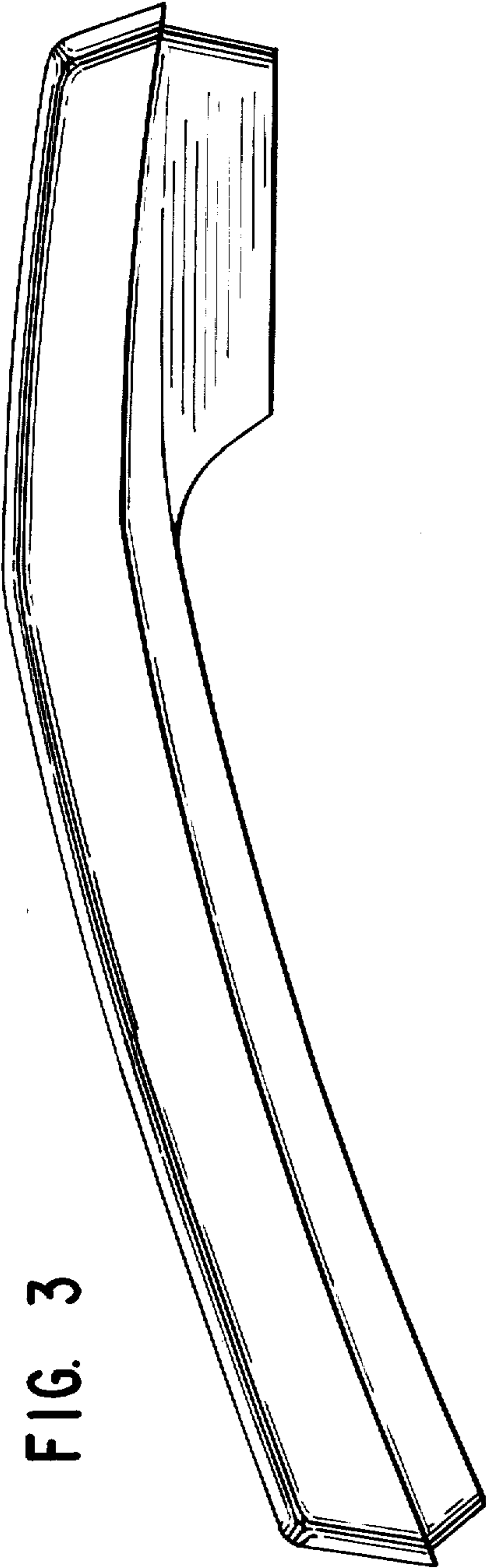


FIG. 3

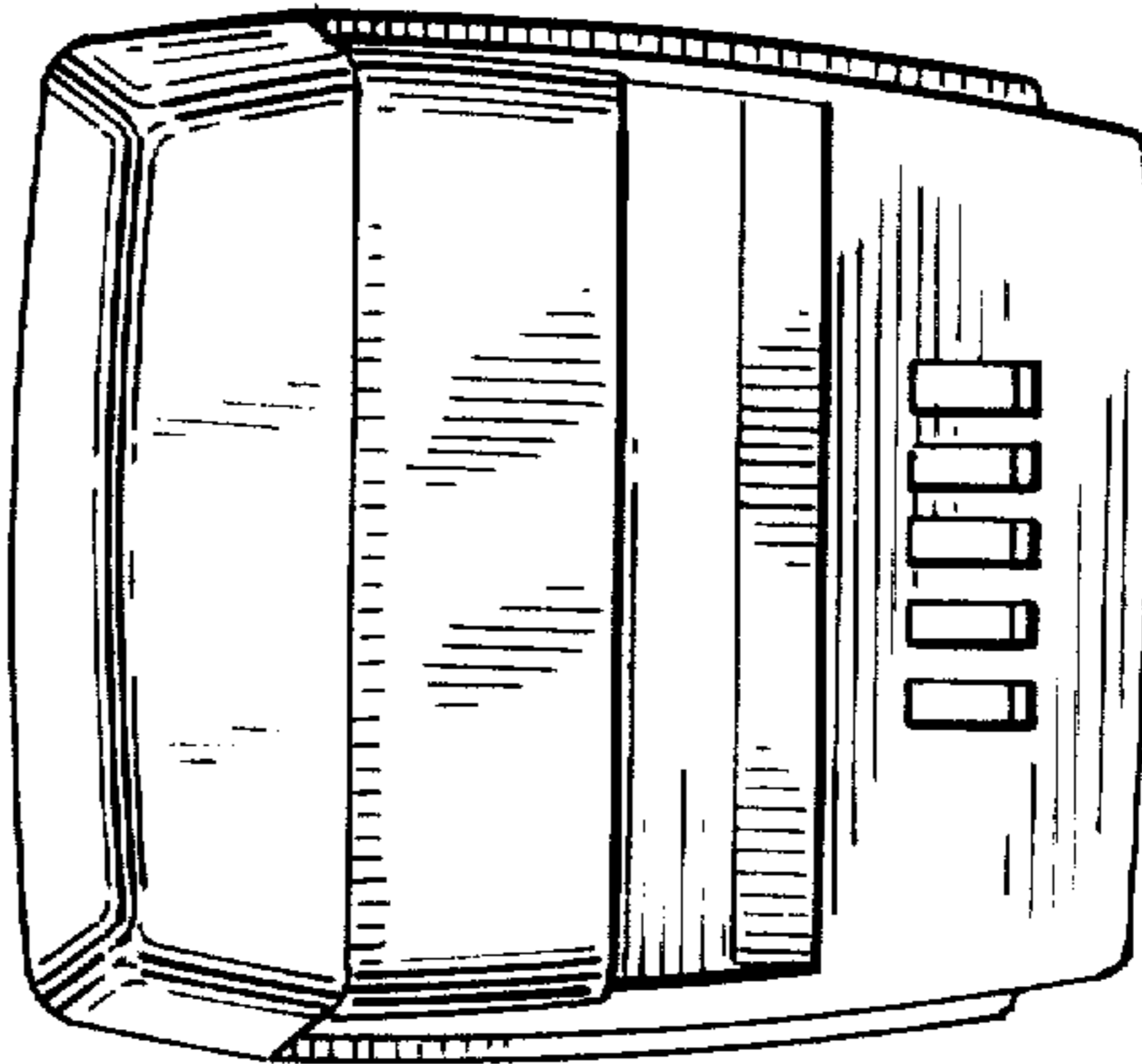


FIG. 4