

[54] FINGER NAIL BUFFING WAND

[75] Inventor: Morris Sussman, Freeport, N.Y.

[73] Assignee: Shore Plastics, Inc., Freeport, N.Y.

[**] Term: 14 Years

[21] Appl. No.: 137,999

[22] Filed: Apr. 7, 1980

[51] Int. Cl. D28-03

[52] U.S. Cl. D28/59

[58] Field of Search D4/13, 20, 25; D24/36; D28/7, 9, 56, 57, 59, 62, 99; 128/260; 132/1 R, 73, 73.5, 75, 75.3, 75.6, 76.4, 76.5

[56] References Cited

U.S. PATENT DOCUMENTS

- D. 224,187 7/1972 Klepper D4/25
- D. 257,541 11/1980 Fox et al. D28/59

FOREIGN PATENT DOCUMENTS

6866 of 1901 United Kingdom 132/76.4

Primary Examiner—Leland A. Sebastian
Attorney, Agent, or Firm—Michael Ebert

[57] CLAIM

The ornamental design for a finger nail buffing wand, substantially as shown and described.

DESCRIPTION

FIG. 1 is a perspective view of a finger nail buffing wand showing my new design;
 FIG. 2 is a side elevational view thereof;
 FIG. 3 is a top plan view thereof;
 FIG. 4 is a left end view thereof;
 FIG. 5 is a right end view thereof;
 FIG. 6 is a bottom plan view thereof;
 FIG. 7 is a transverse section taken in the plane indicated by line 7—7 in FIG. 2; and
 FIG. 8 is a transverse section taken in the plane indicated by line 8—8 in FIG. 2.

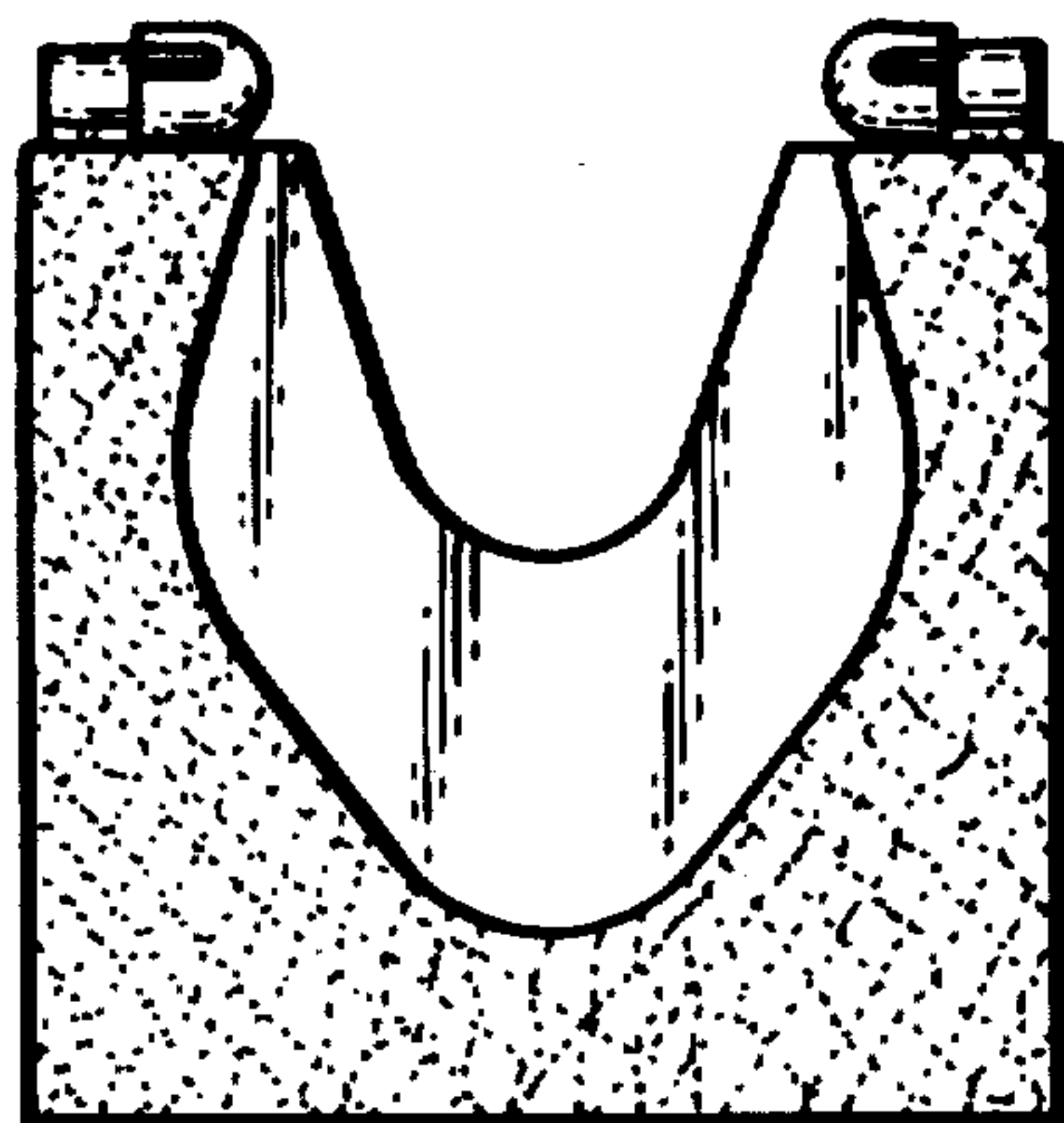


Fig. 2.




Fig. 8.

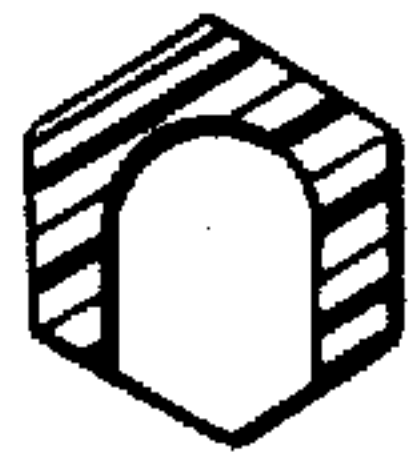


Fig. 1.

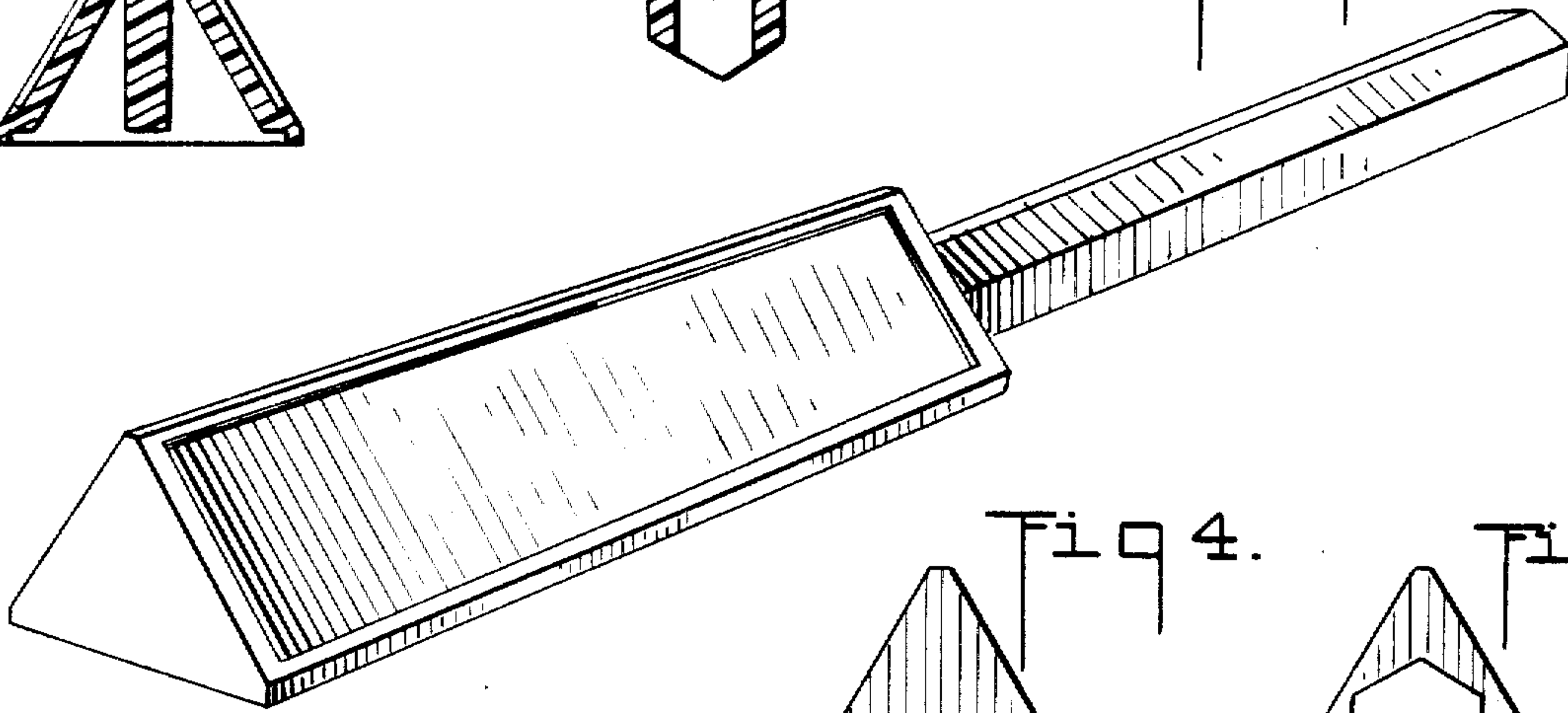


Fig. 4.

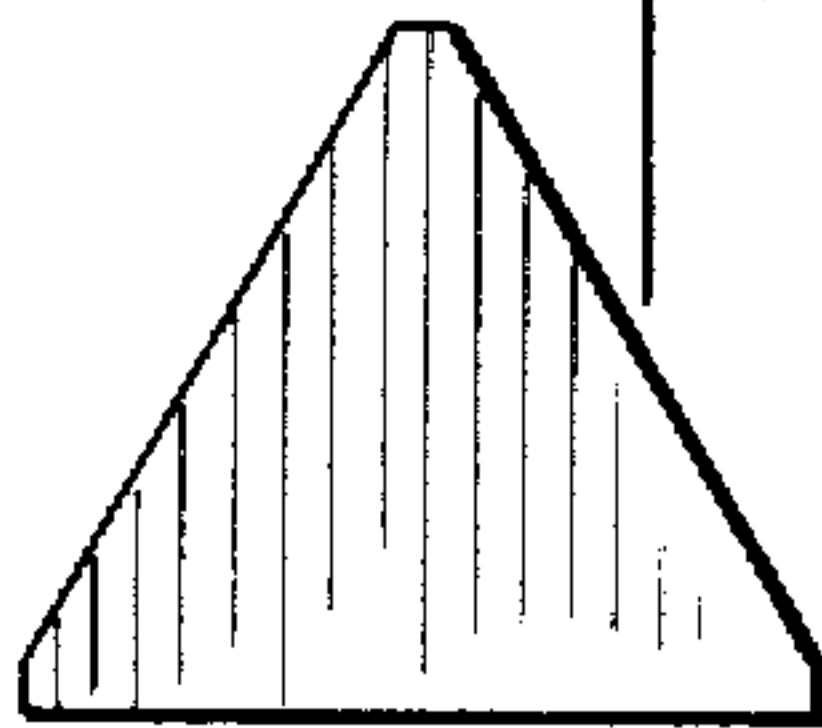


Fig. 5.

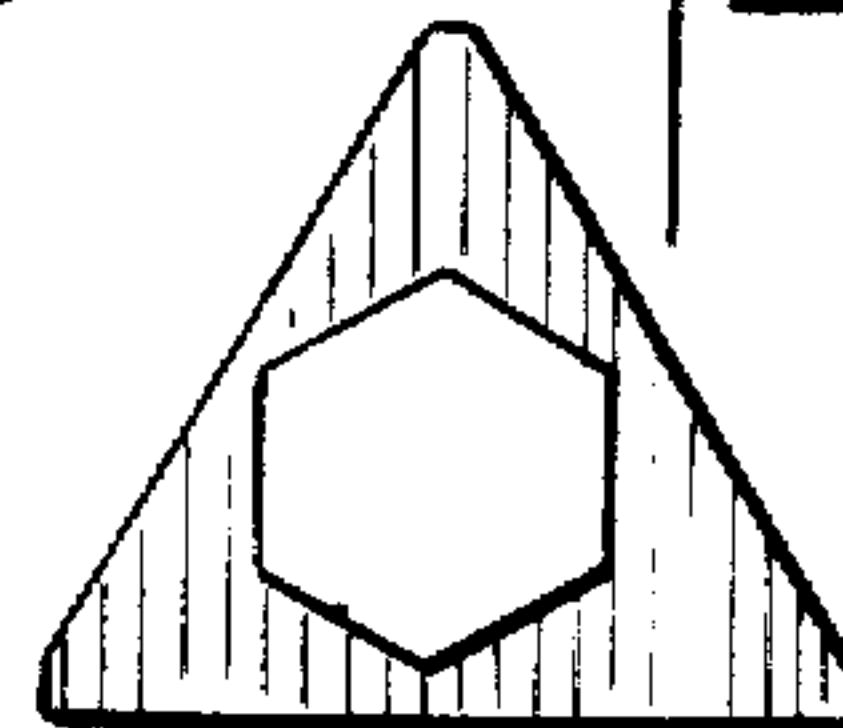

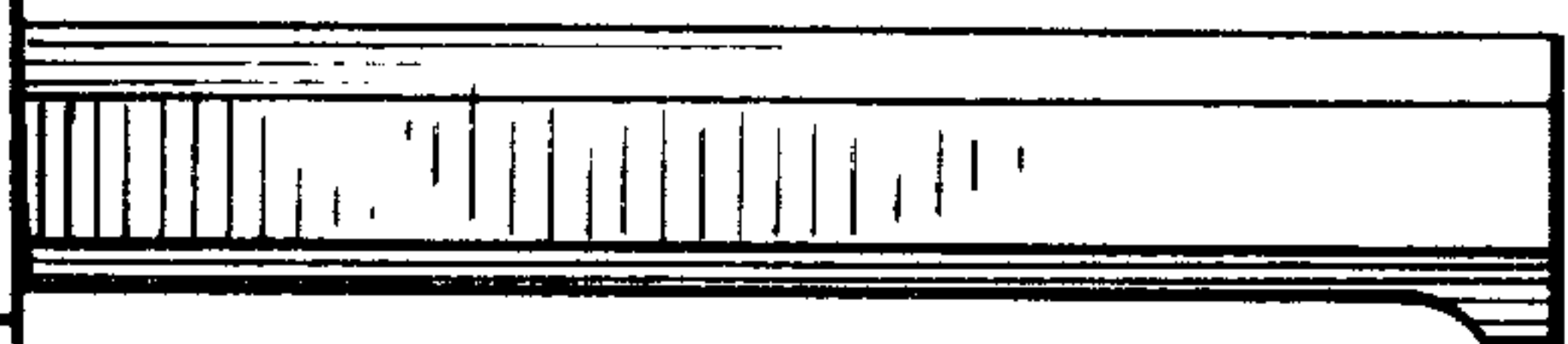


Fig. 2.

7



8



8

7

Fig. 3.





Fig. 6.

