

[54] DISPENSER FOR AIR FRESHENING MATERIAL

[75] Inventors: Jacques Bousgarbies; Yves Joyaux, both of Poitiers, France

[73] Assignee: Airwick Industries, Inc., Carlstadt, N.J.

[\*\*] Term: 14 Years

[21] Appl. No.: 99,455

[22] Filed: Dec. 3, 1979

[30] Foreign Application Priority Data

Jun. 8, 1979 [CH] Switzerland ..... 110535

[51] Int. Cl. .... D23-04

[52] U.S. Cl. .... D23/150

[58] Field of Search ..... D23/150; 239/34-36, 239/54-60

[56] References Cited

U.S. PATENT DOCUMENTS

- D. 193,930 10/1962 Lewis ..... D23/150
- D. 196,579 10/1963 Kagan ..... D23/150

- D. 238,675 2/1976 Schimanski ..... D23/150
- D. 250,041 10/1978 Schimanski ..... D23/150
- 1,481,971 1/1924 Whiting ..... 239/56 X
- 1,496,326 6/1924 Schulte ..... 239/57
- 3,807,082 4/1974 Hautmann et al. .... 239/55 X

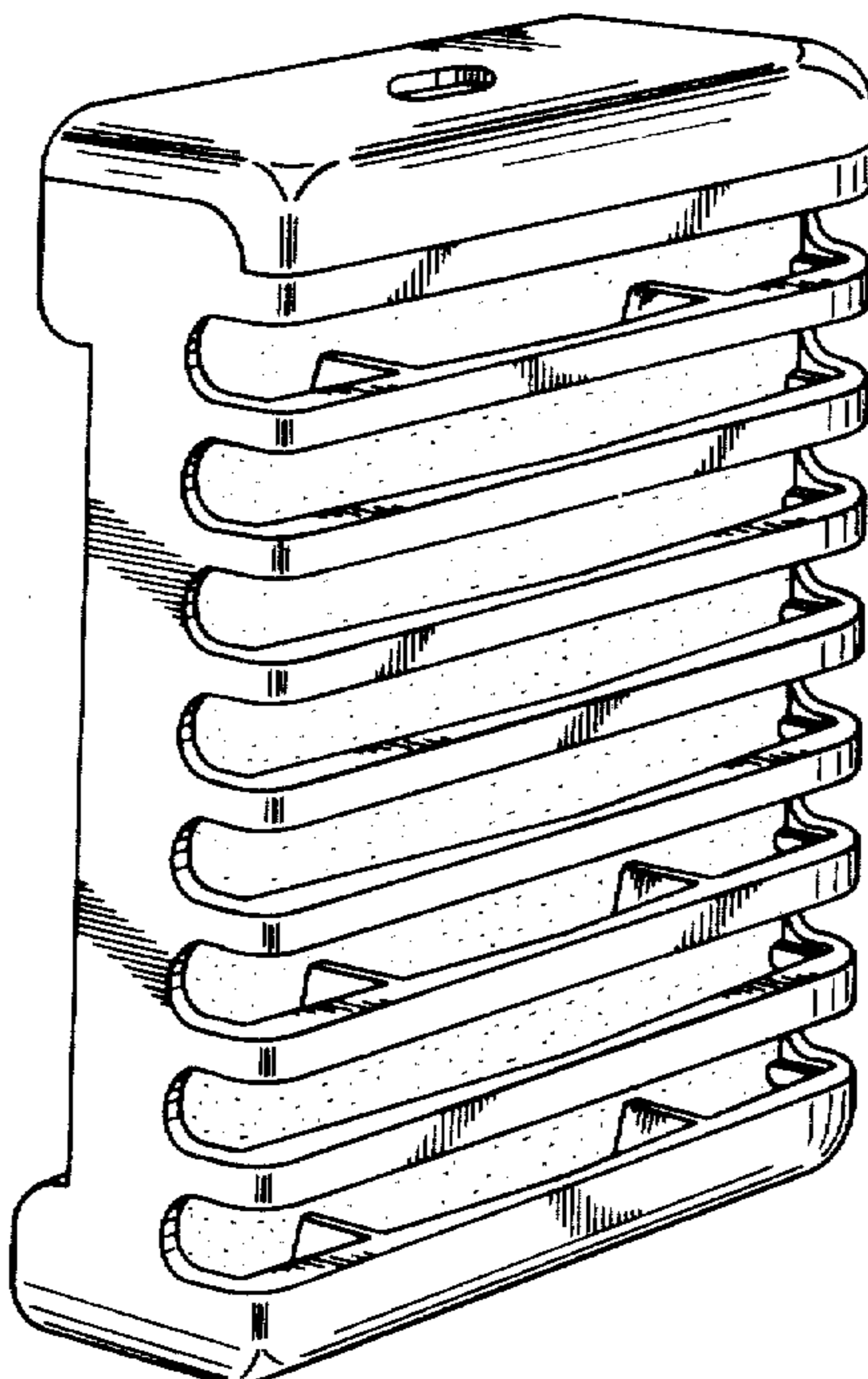
Primary Examiner—James R. Largent  
Attorney, Agent, or Firm—Harry Falber

[57] CLAIM


The ornamental design for a dispenser for air freshening material, as shown.

DESCRIPTION

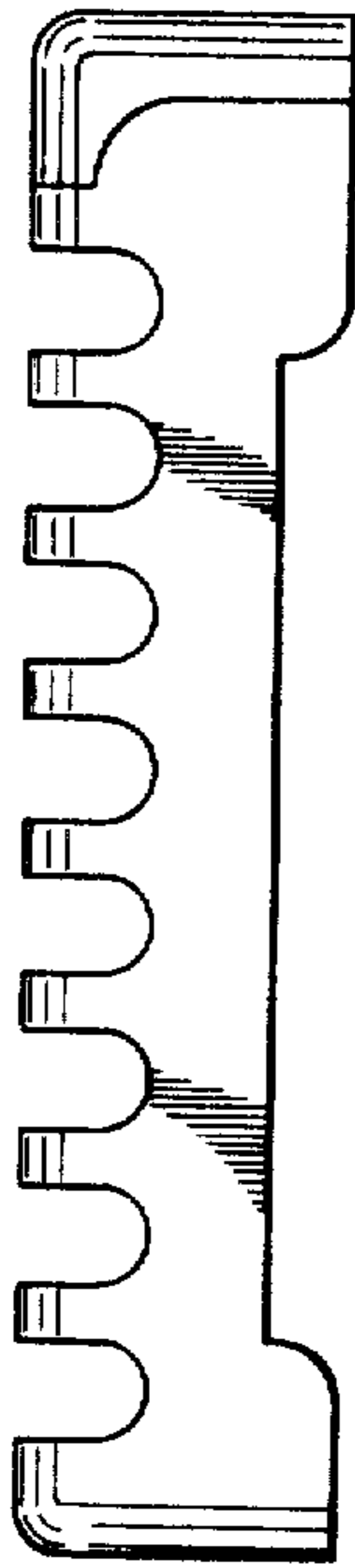
FIG. 1 is a front elevational view of a dispenser for air freshening material showing our new design;  
 FIG. 2 is a top plan view thereof;  
 FIG. 3 is a bottom plan view thereof;  
 FIG. 4 is a left side elevational view thereof;  
 FIG. 5 is a right side elevational view thereof;  
 FIG. 6 is another left side elevational view thereof, showing the top in an open position;  
 FIG. 7 is a rear elevational view thereof;  
 FIG. 8 is a perspective view taken from the top, front and left side thereof; and  
 FIG. 9 is a cross sectional view taken on line 9—9 of FIG. 1.




**Fig. 3**



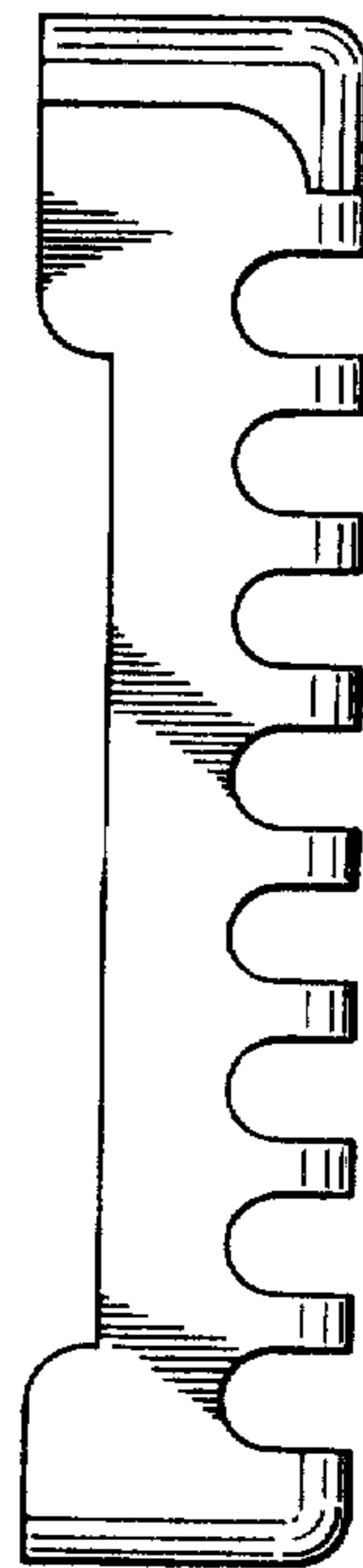
**Fig. 5**



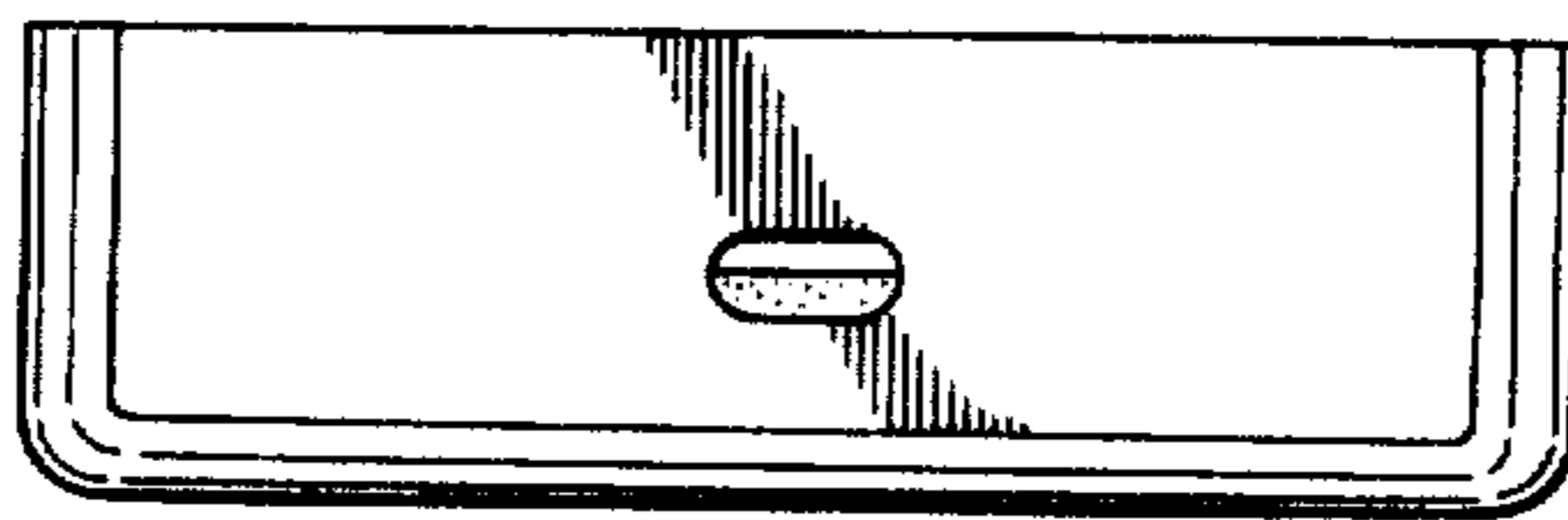
**Fig. 1**



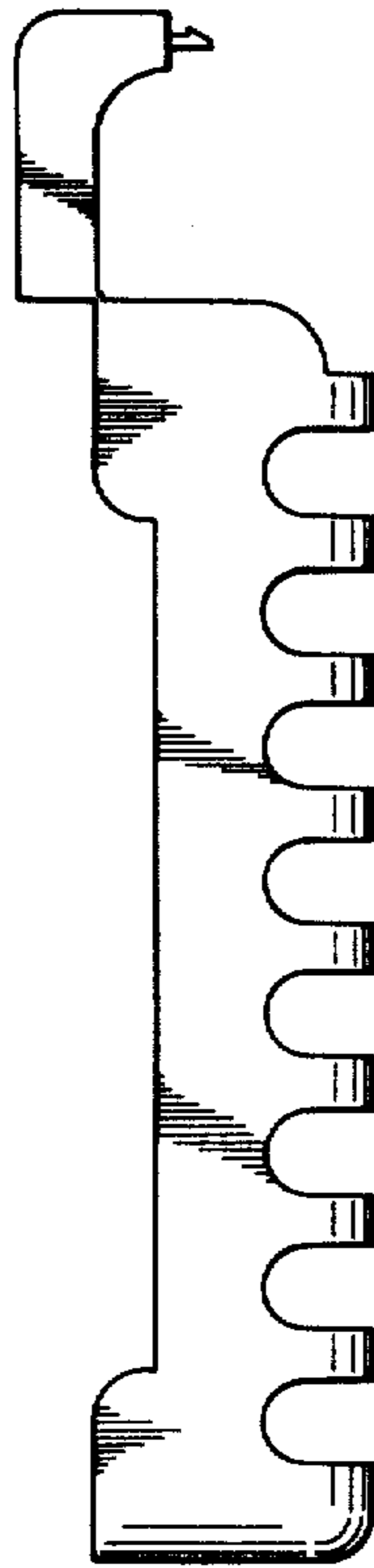
**Fig. 4**




**Fig. 2**




***Fig. 6***



***Fig. 7***



***Fig. 8***



***Fig. 9***

