

[54] SIDE PANEL FOR READILY DISASSEMBLED INSTRUMENT HOUSING

4,089,464 5/1978 Teti, Jr. et al. .... 220/4 A  
4,090,632 5/1978 Katzmann et al. .... 220/4 R

[75] Inventor: Peter A. Peroni, Pottstown, Pa.

[73] Assignee: LaFrance Corporation, Philadelphia, Pa.

[\*\*] Term: 14 Years

[21] Appl. No.: 37,676

[22] Filed: May 10, 1979

[51] Int. Cl. .... D14-03

[52] U.S. Cl. .... D14/114; D13/41; D10/80

[58] Field of Search ..... D10/60, 75, 80, 103; D13/12, 40, 41, 99; D14/40; 174/50, 52; 220/3.2, 3.94, 4 R, 4 A, 4 B, 4 E; 361/331, 380, 390, 391, 392

[56] References Cited

U.S. PATENT DOCUMENTS

D. 251,369 3/1979 Katzmann et al. .... D10/80

OTHER PUBLICATIONS

Electronic Technician/Dealer Oct. 1977, p. 36.

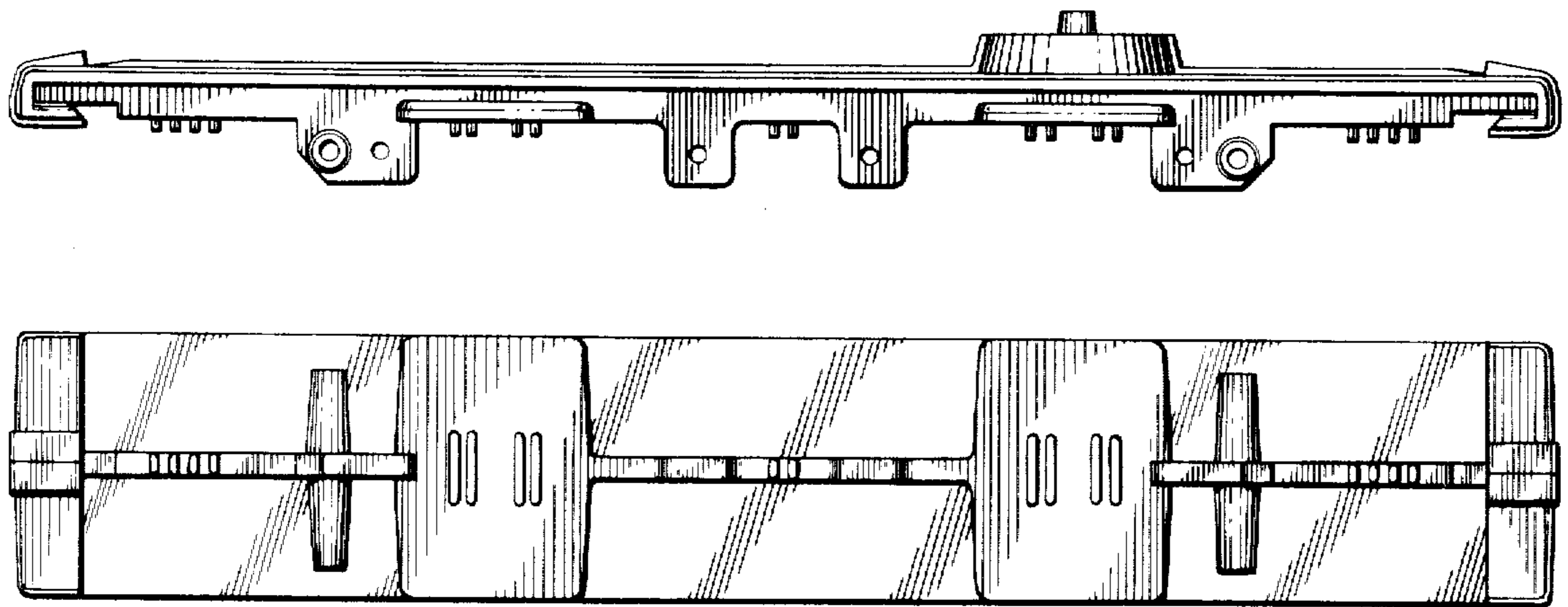
Primary Examiner—Peter M. Caun

[57] CLAIM

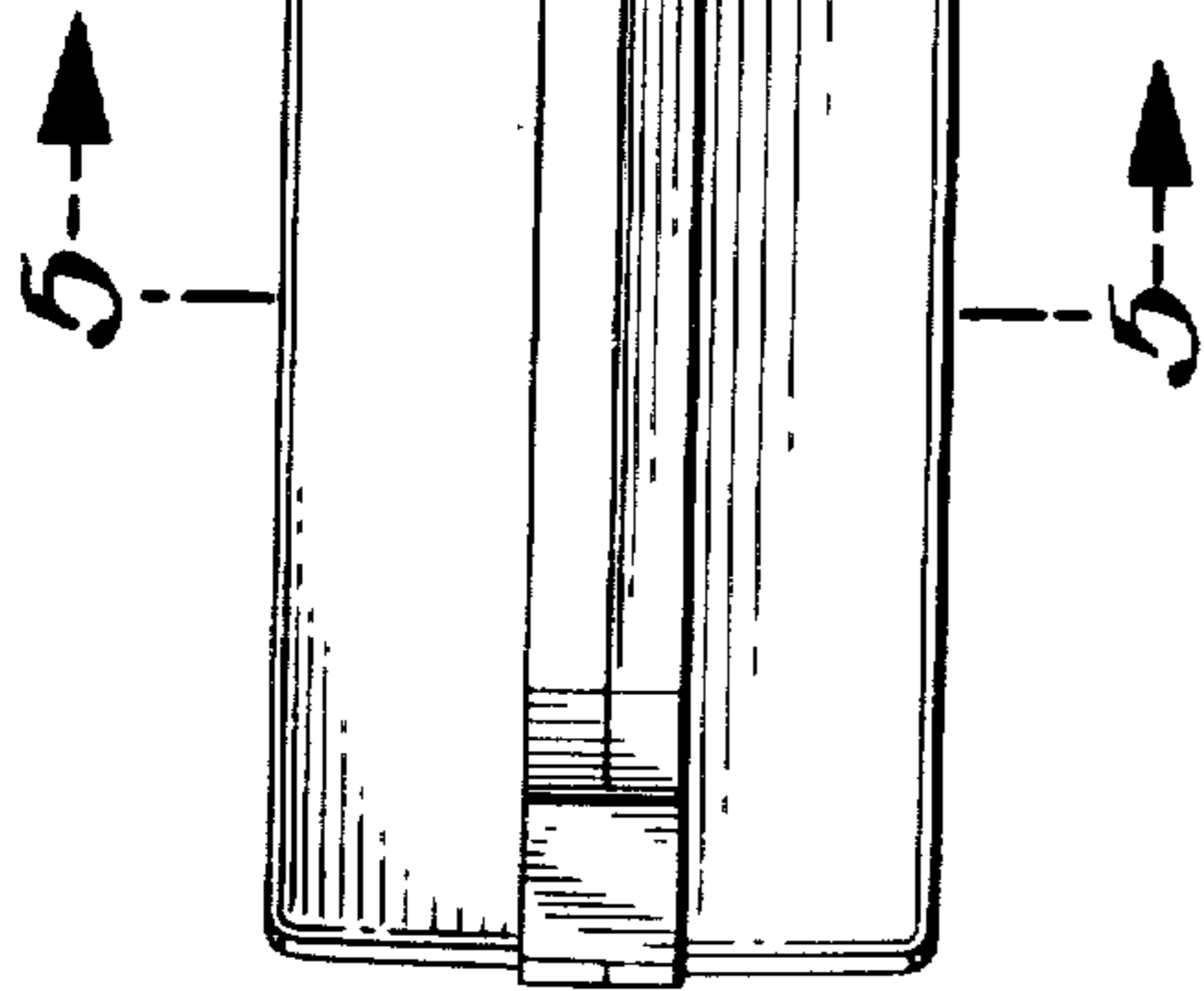
The ornamental design for the side panel for readily disassembled instrument housing, substantially as shown and described.

DESCRIPTION


FIG. 1 is a front elevation view of the side panel showing my new design;  
FIG. 2 is a bottom plan view of the side panel shown in FIG. 1;  
FIG. 3 is a rear elevational view of the side panel shown in FIGS. 1-3;  
FIG. 4 is an end elevation view of the side panel shown in FIGS. 1-3; and  
FIG. 5 is a cross-sectional view taken through FIG. 1 along the line 5-5.



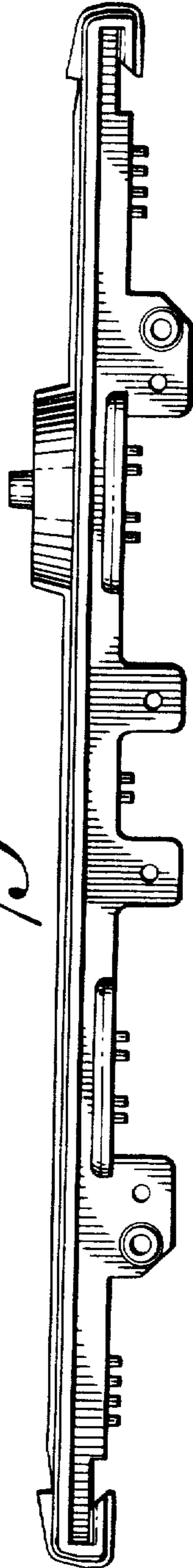
*Fig. 1.*




*Fig. 4.*



*Fig. 2.*



*Fig. 5.*



*Fig. 3.*

