

[54] HAIR ROLLER CLIP

[75] Inventor: William E. Springer, Bridgeport, Conn.

[73] Assignee: Clairol Incorporated, New York, N.Y.

[**] Term: 14 Years

[21] Appl. No.: 115,652

[22] Filed: Jan. 28, 1980

[51] Int. Cl. D28-03

[52] U.S. Cl. D28/40

[58] Field of Search D8/369, 382; D28/35, D28/37-43; 24/155 R; 132/35 A-35 R, 34 A, 36 D, 37 R, 40, 41 R, 41 A, 41 B, 41 C, 43 A, 46, 50; 160/348, 382

[56] References Cited

U.S. PATENT DOCUMENTS

D. 199,348 10/1964 Mussy D28/40
819,927 5/1906 Rogers et al. 24/155 R X

3,003,505 10/1961 Otto et al. 132/41
3,568,687 3/1971 Ciccone 132/46
3,595,246 7/1971 Rusnak 132/40 X

FOREIGN PATENT DOCUMENTS

2252094 5/1974 Fed. Rep. of Germany 132/50
2004720A 4/1979 United Kingdom

Primary Examiner—Leland A. Sebastian
Attorney, Agent, or Firm—Gerald S. Rosen; George A. Mentis

[57] CLAIM

The ornamental design for a hair roller clip, as shown and described.

DESCRIPTION

FIG. 1 is a top plan view of a hair roller clip showing my new design;
FIG. 2 is a side elevational view, the opposite side being a mirror image thereof;
FIG. 3 is a rear elevational view thereof;
FIG. 4 is a front elevational view thereof; and
FIG. 5 is a bottom plan view thereof.

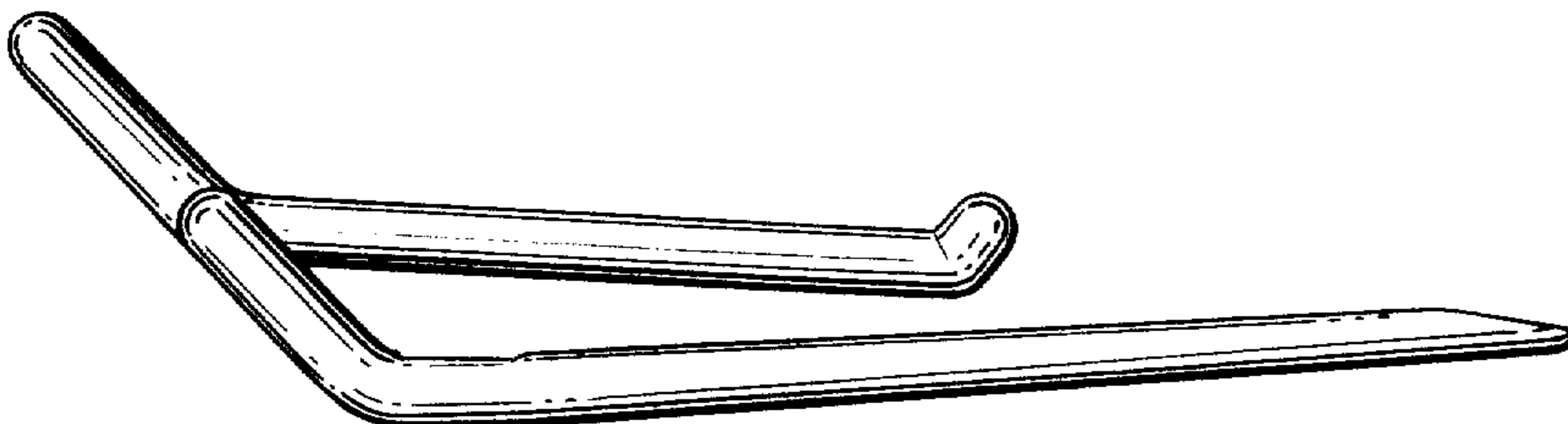
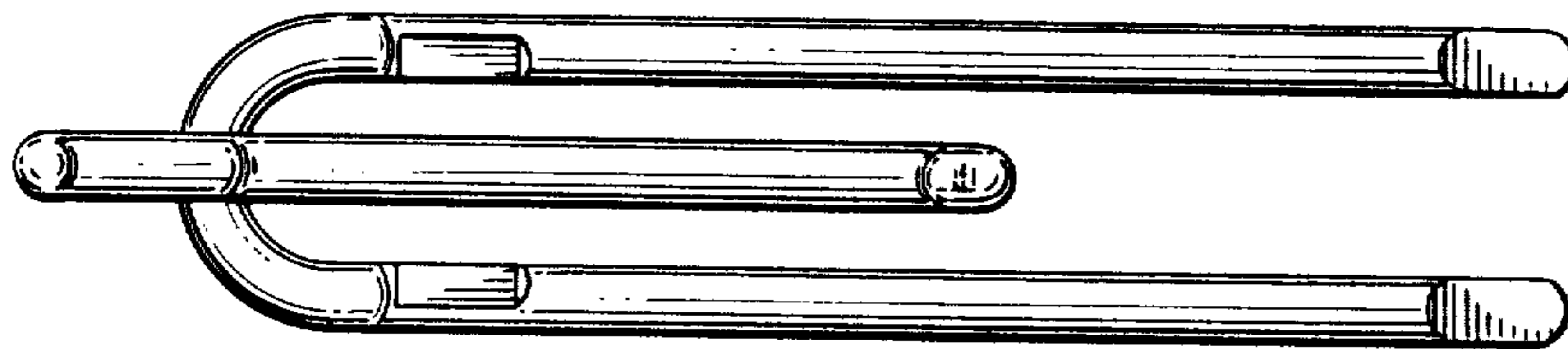


FIG. 1

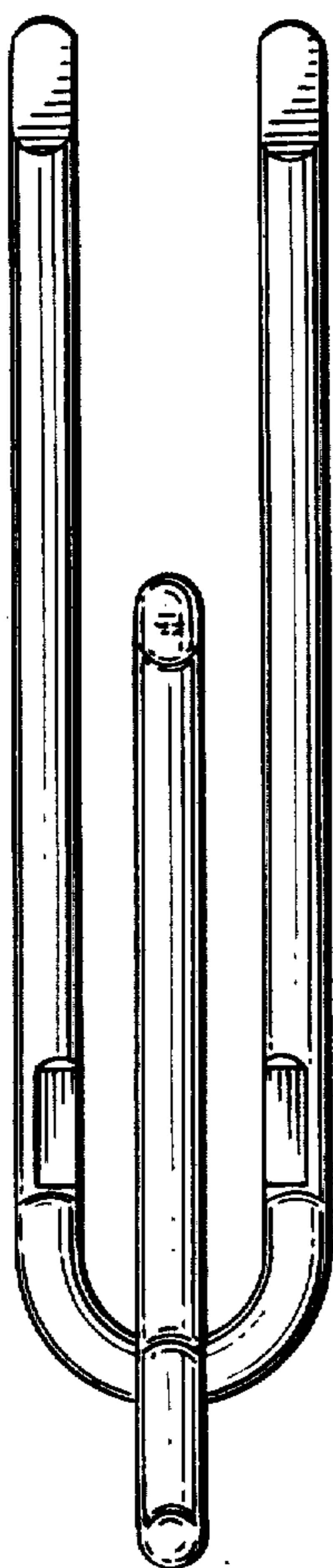


FIG. 3

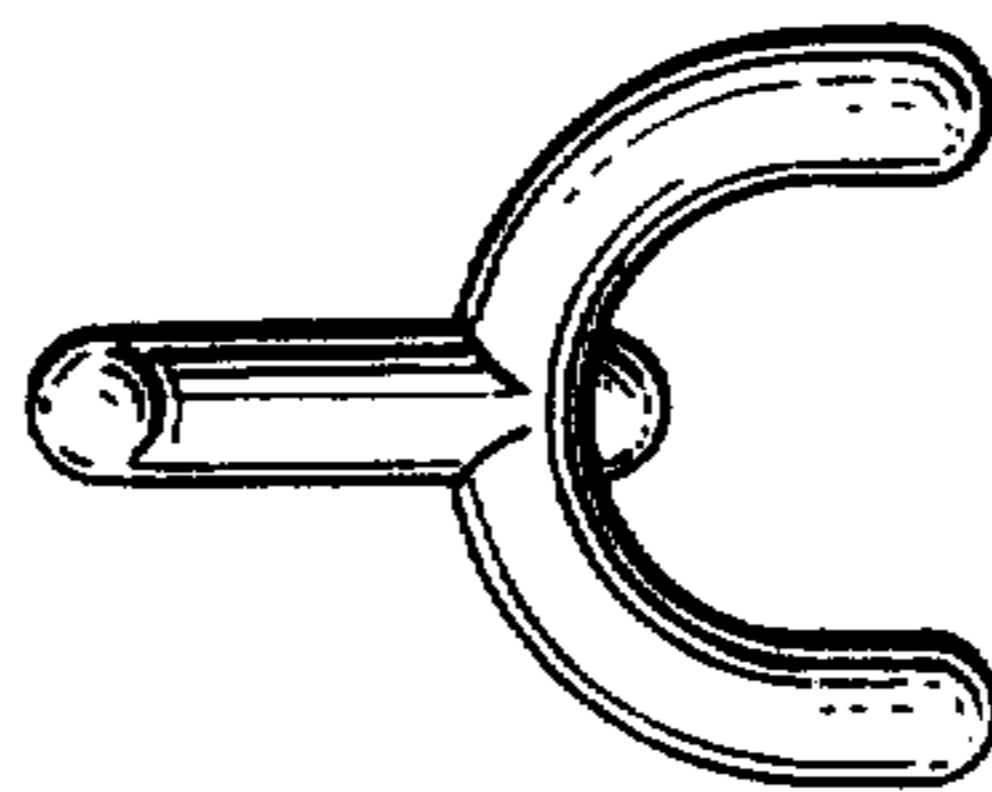


FIG. 2

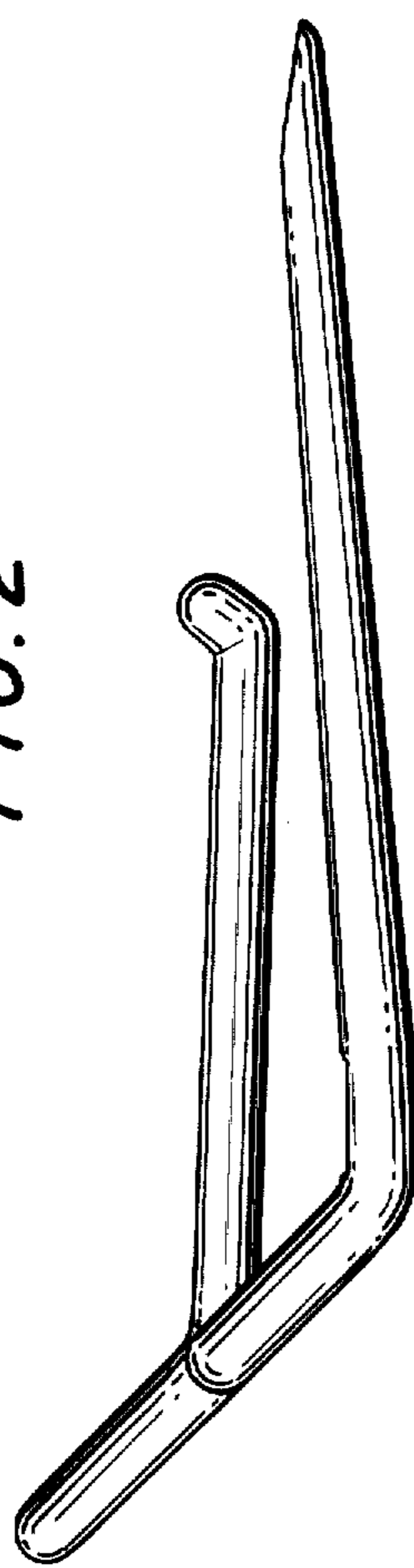


FIG. 4

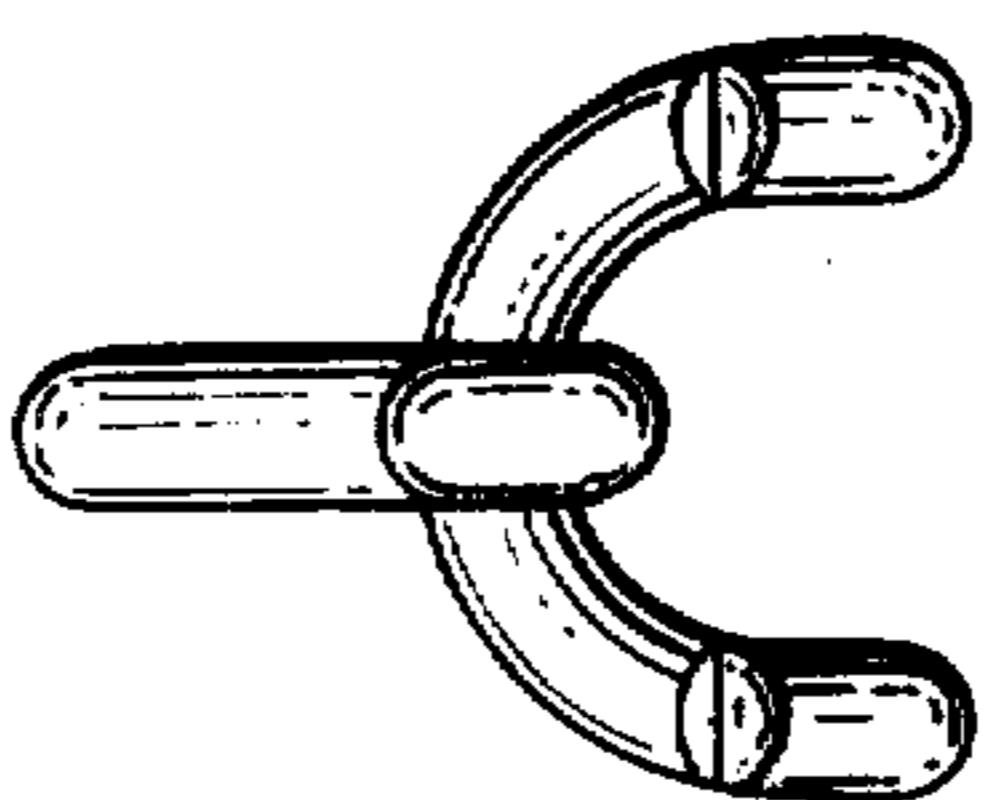


FIG. 5

