

[54] EARPHONE SET

[76] Inventor: **Jim L. Upshaw**, P.O. Box 9713,
Austin, Tex. 78766

[**] Term: **14 Years**

[21] Appl. No.: **66,039**

[22] Filed: **Aug. 13, 1979**

[51] Int. Cl. **D14-03**

[52] U.S. Cl. **D14/36**

[58] Field of Search **D14/36, 68; 179/156 R,
179/182 R; 181/129**

[56] **References Cited**

U.S. PATENT DOCUMENTS

- D. 244,037 4/1977 Warner et al. D14/36
- D. 246,259 11/1977 Nishimura et al. D14/36

- D. 246,519 11/1977 Koto D14/36
- D. 254,183 2/1980 Doodson D14/36
- D. 255,352 6/1980 Besasie D14/36
- 3,488,457 1/1970 Lahti 179/156 R
- 3,952,158 4/1976 Kyle et al. 179/156 R
- 4,037,064 7/1977 Yasuda 179/178 X

Primary Examiner—Bernard Ansher
Attorney, Agent, or Firm—James E. Bradley

[57] **CLAIM**

The ornamental design for an earphone set, as shown.

DESCRIPTION

FIG. 1 is a front elevational view of an earphone set that embodies my new design;
FIG. 2 is a bottom plan view of the earphone set;
FIG. 3 is a side elevational view of the earphone set;
and
FIG. 4 is a top plan view of the earphone set.

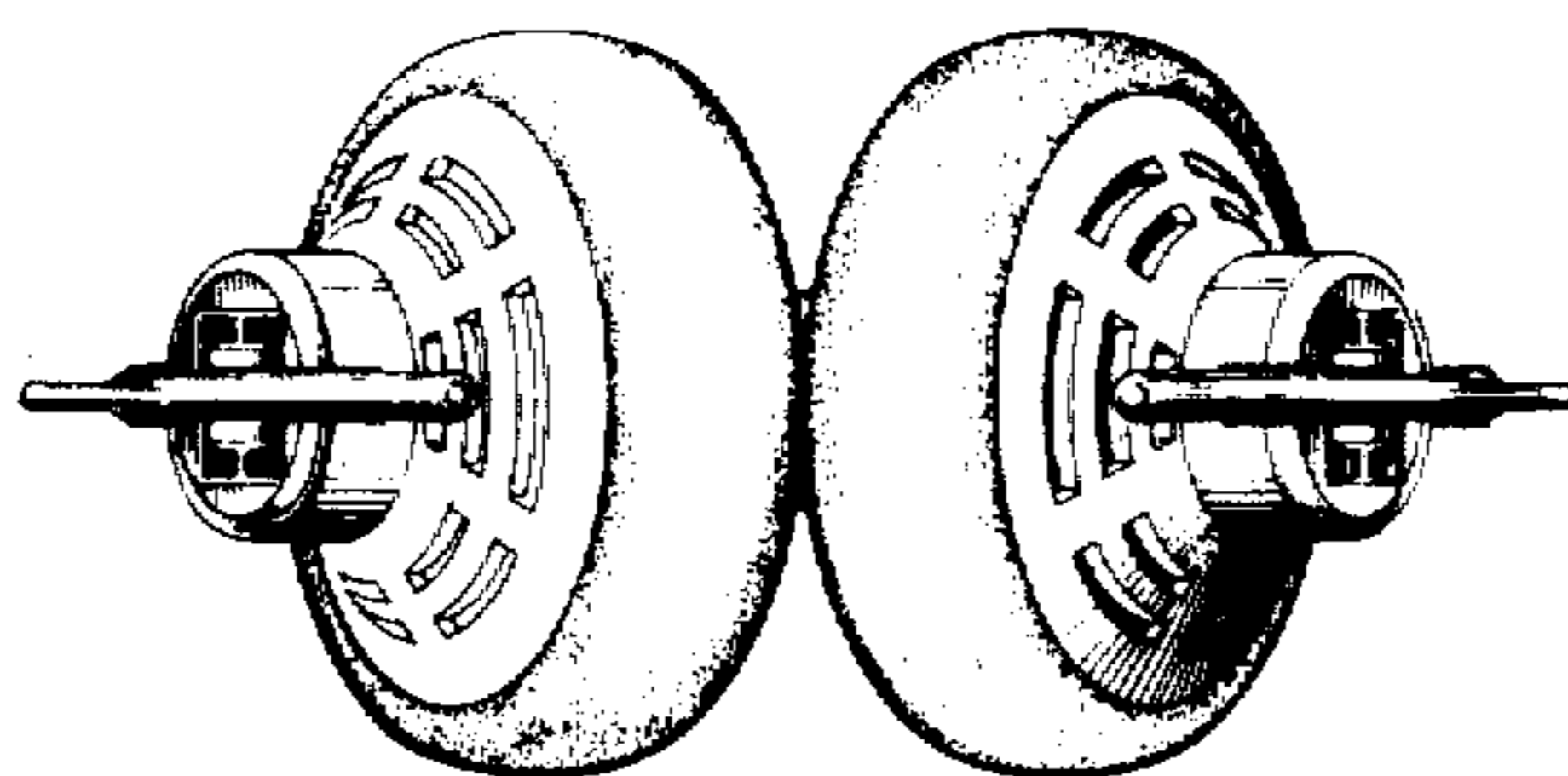
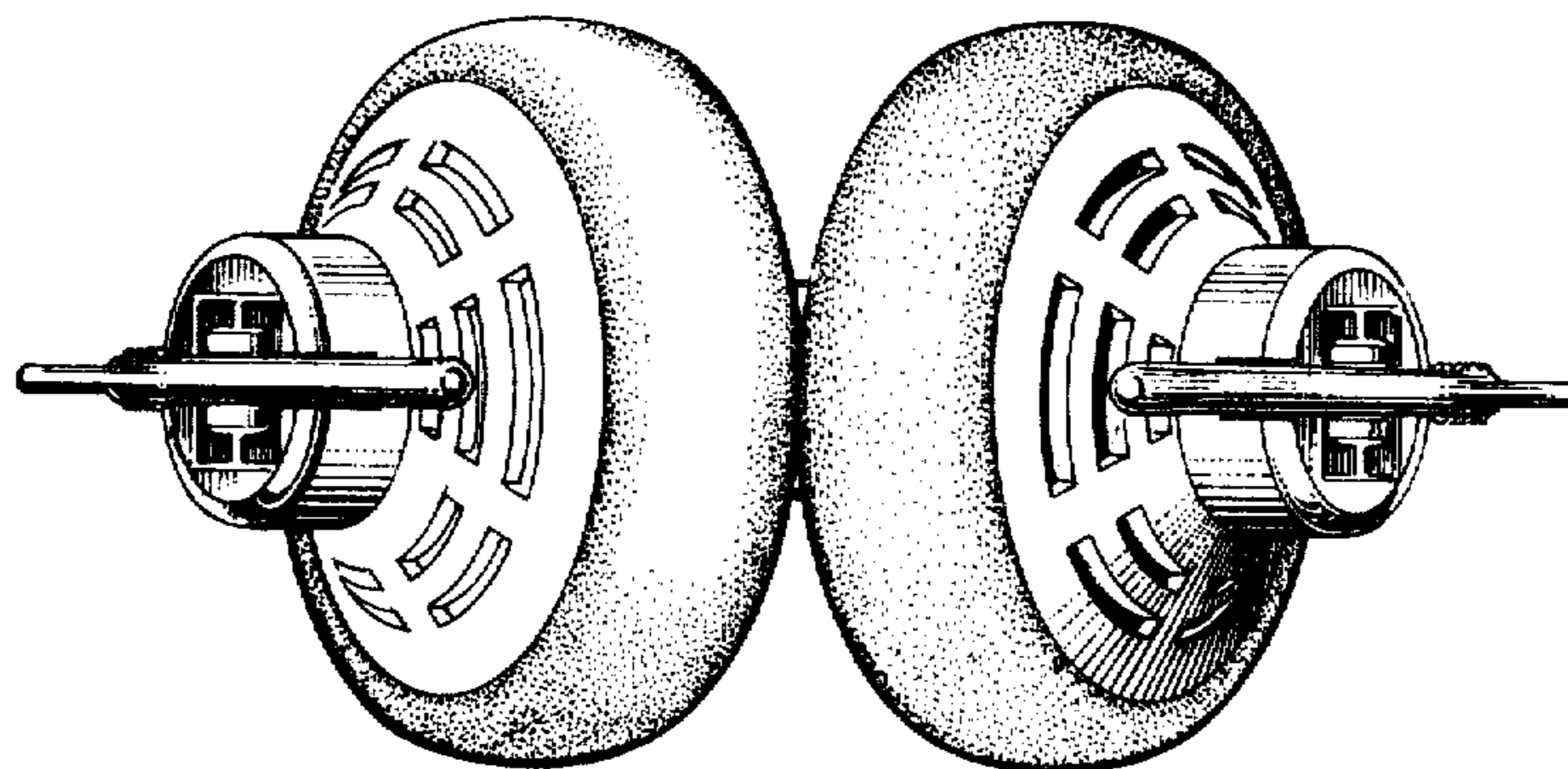




Fig. 1

Fig. 2



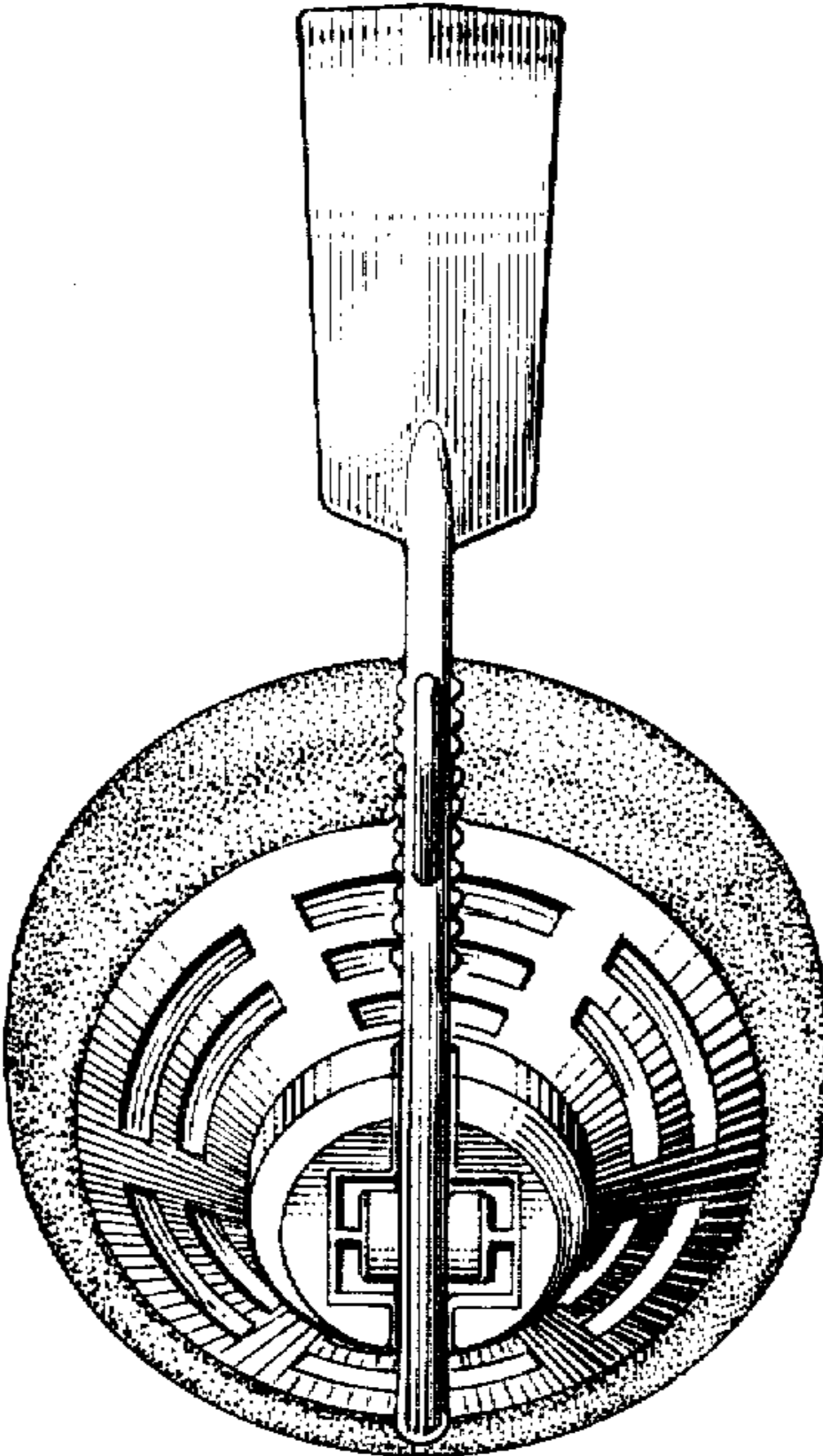


Fig. 3

Fig. 4

