

[54] DRAWING GUIDE

[76] Inventor: David J. Kolodge, 3446 Jarvis, Warren, Mich. 48091

[**] Term: 14 Years

[21] Appl. No.: 42,878

[22] Filed: May 29, 1979

[51] Int. Cl. D10-04

[52] U.S. Cl. D10/62; D10/64; D19/36

[58] Field of Search D19/35, 36, 40; D10/61, D10/62, 64, 65; 33/174 B, 174 G, 449

[56] References Cited

U.S. PATENT DOCUMENTS

D. 129,583	9/1941	Grant D10	D10/63
D. 137,459	3/1944	Colmery	D10/62
D. 200,664	3/1965	Kellinger et al.	D10/62
D. 204,017	3/1966	Goldman	D10/62
D. 207,794	5/1967	Cherrington	D10/62
D. 211,829	7/1968	Alexander	D10/62

D. 221,107	7/1971	Miller	D10/62
D. 222,388	10/1971	Meldrum	D10/62
1,043,789	11/1912	Whalen	33/174 B
2,604,702	7/1952	Collins	33/174 B
3,195,235	7/1965	Regan	33/449
3,835,542	9/1974	DeMathe	33/449

OTHER PUBLICATIONS

Office Products 8/73, p. 42, Item top center.

Primary Examiner—George P. Word

Attorney, Agent, or Firm—Basile, Weintraub & Hanlon

[57] CLAIM

The ornamental design for a drawing guide, as shown and described.

DESCRIPTION

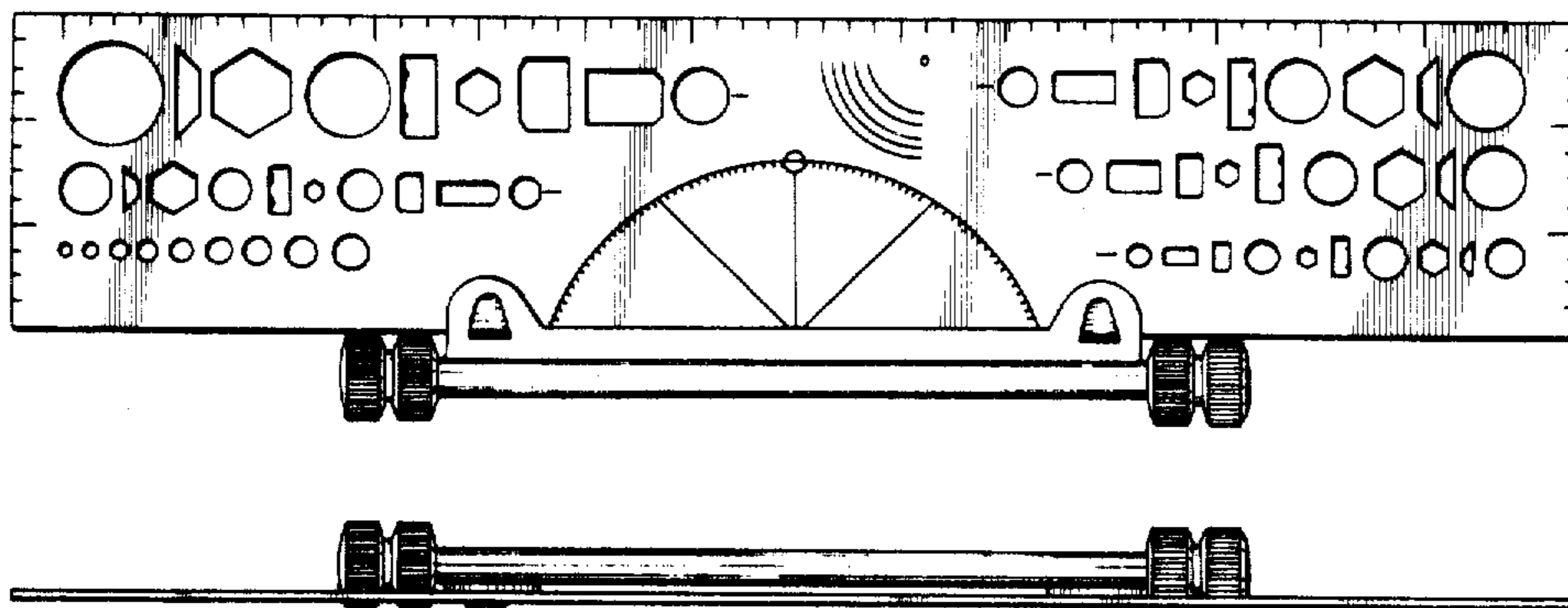
FIG. 1 is a top plan view of a drawing guide showing my new design;

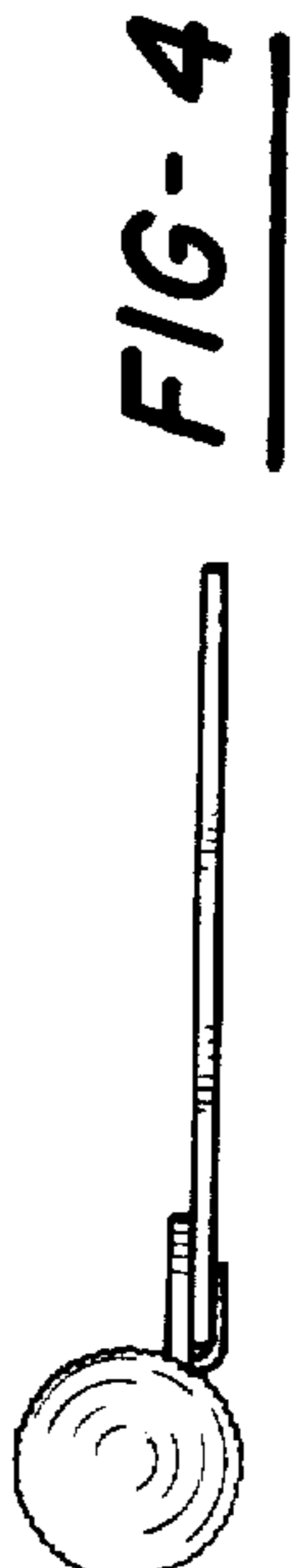

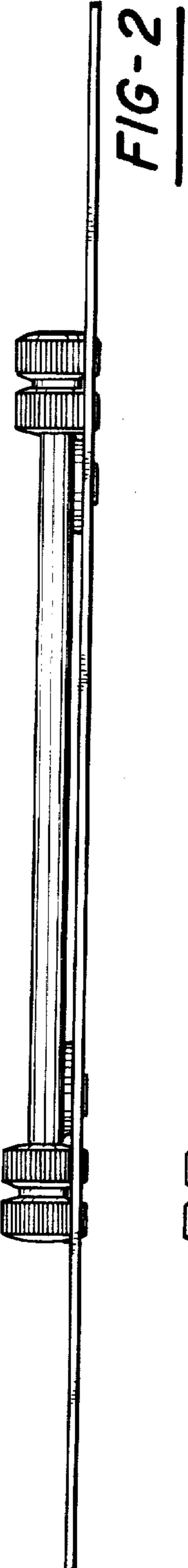
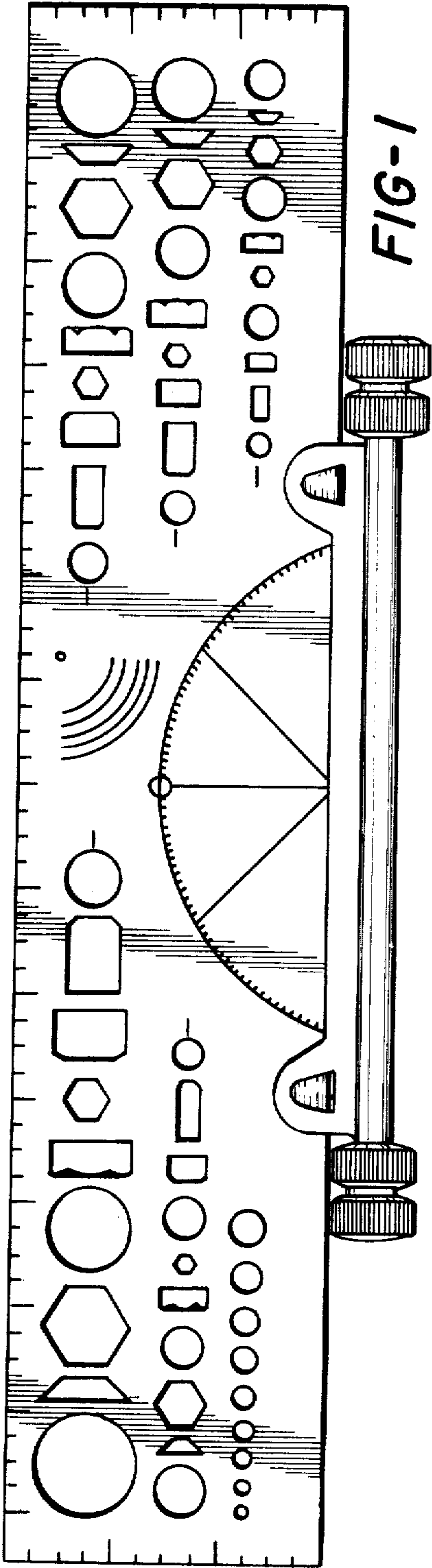
FIG. 2 is a rear elevational view thereof;

FIG. 3 is a front elevational thereof;

FIG. 4 is a right side elevational view thereof; and

FIG. 5 is a bottom plan view thereof.





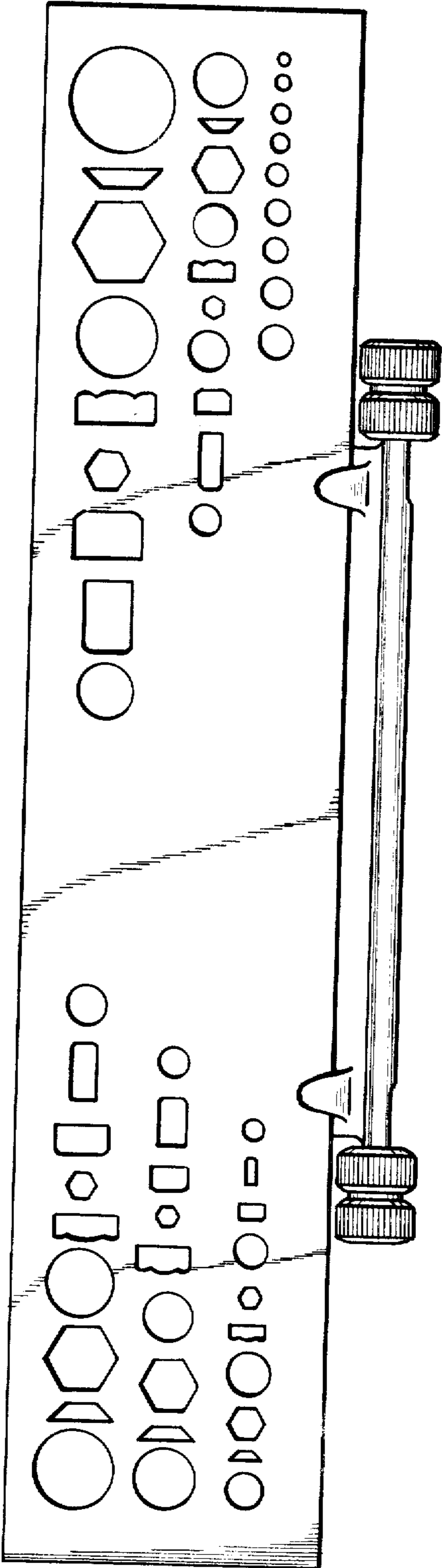


FIG-5