

[54] DIGITAL WATCH

[75] Inventors: Masafumi Yamagami; Shigeaki Hayashi; Harumi Tatsugami, all of Osaka, Japan

[73] Assignee: Sharp Corporation, Osaka, Japan

[**] Term: 14 Years

[21] Appl. No.: 92,629

[22] Filed: Nov. 8, 1979

[30] Foreign Application Priority Data

May 9, 1979 [JP] Japan 54-18972

[51] Int. Cl. D10-02

[52] U.S. Cl. D10/30; D10/15; D10/38

[58] Field of Search D10/15, 30, 31, 37, D10/38; D11/6; 368/67-71, 76, 82-84, 88, 110-113, 239-242, 276-277, 285, 288, 290, 301, 308

[56] References Cited

U.S. PATENT DOCUMENTS

D. 129,896 10/1941 Cohen D10/37 X

D. 238,757 2/1976 Glarner D10/30
D. 255,877 7/1980 Yamagami D10/30
D. 255,996 7/1980 Tamura D10/37 X
D. 257,003 9/1980 Yamagami D10/30

OTHER PUBLICATIONS

Jeweler's Circular -Keystone, 6/78, p. 80, Pendant Watch at bottom-center.

Jeweler's Circular Keystone-11/78, p. 64—Sieko Quartz at center.

Jeweler's Circular-Keystone, 11/78, p. 65—Bulova Quartz at center.

Primary Examiner—Nelson C. Holtje

Attorney, Agent, or Firm—Flehr, Hohbach, Test

[57] CLAIM

The ornamental design for a digital watch, as shown and described.

DESCRIPTION

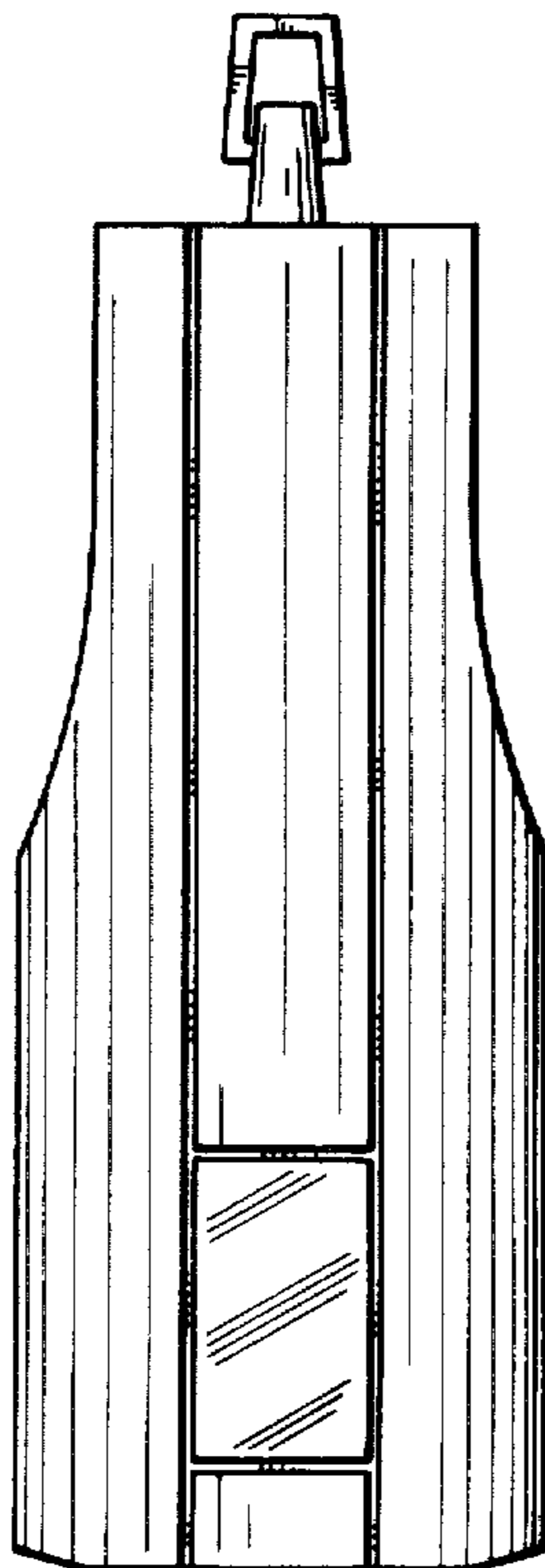
FIG. 1 is a front elevational view of the digital watch showing our new design;

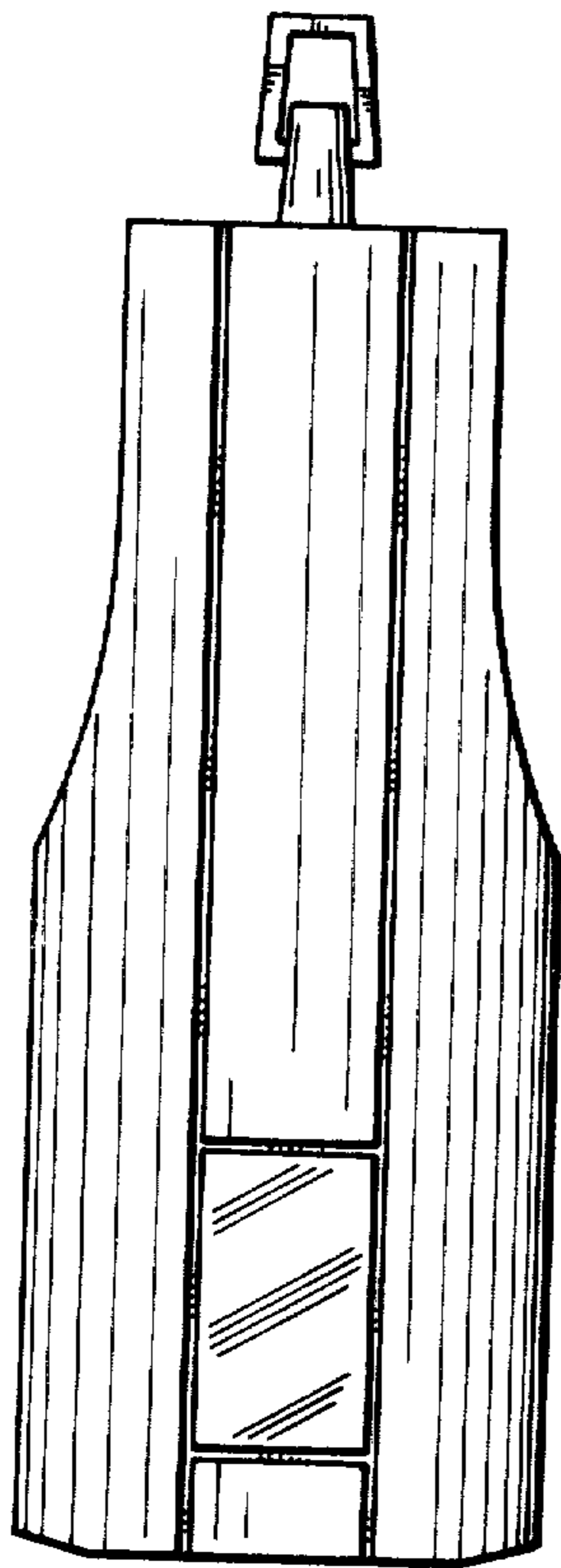
FIG. 2 is a rear elevational view thereof;

FIG. 3 is a top plan view thereof;

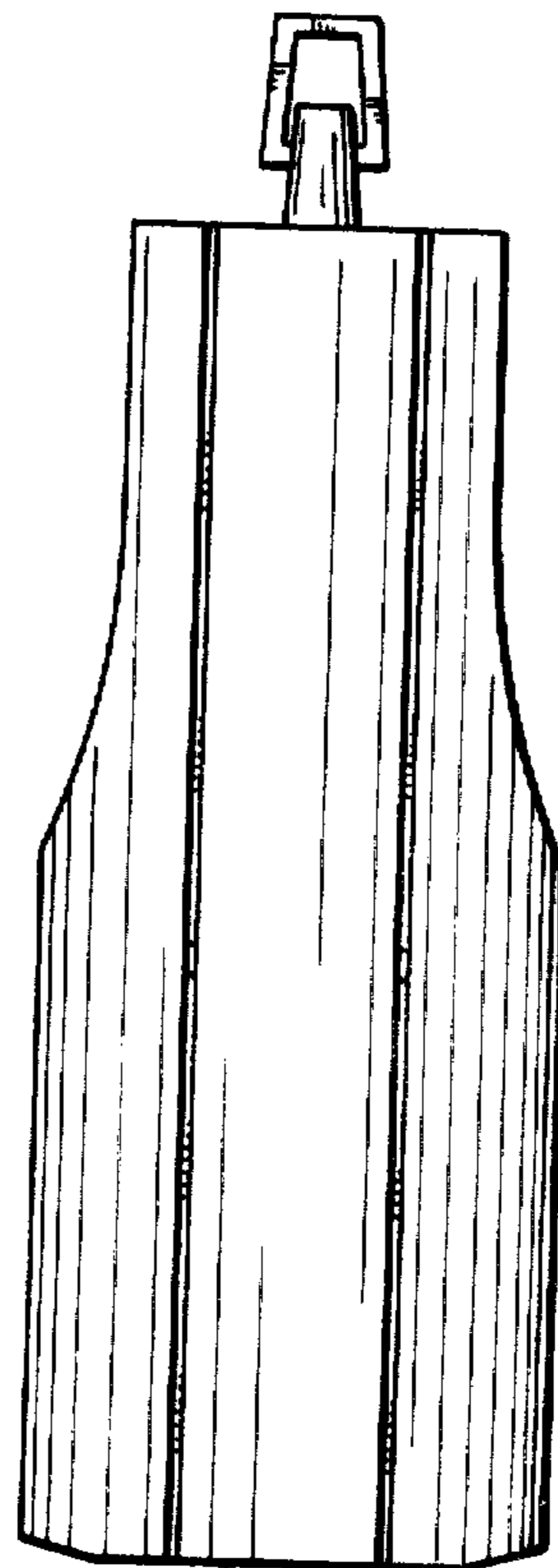
FIG. 4 is a bottom plan view thereof; and

FIG. 5 is a right side elevational view thereof, the left side being substantially a mirror image thereto.

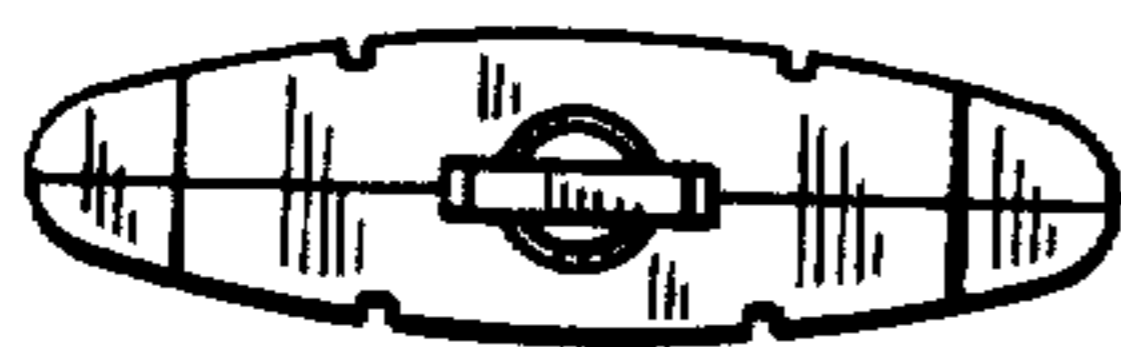




FIG_1



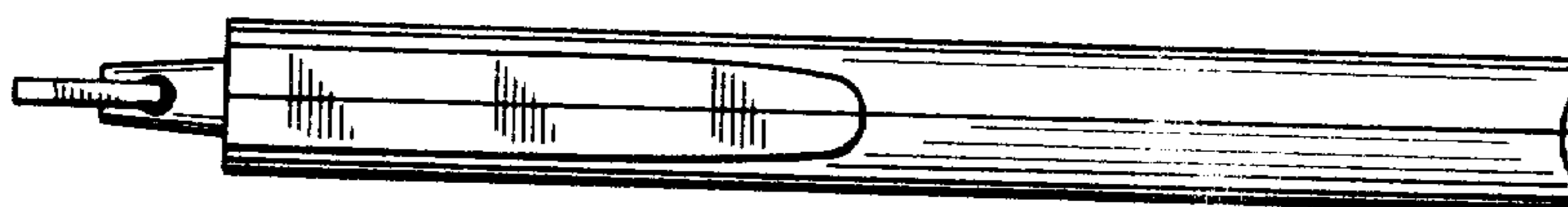
FIG_2



FIG_3



FIG_4



FIG_5