

[54] COMBINED CAP HOLDER AND CAP

[75] Inventor: William Schroeder, Van Nuys, Calif.

[73] Assignee: Aelco Corporation, Van Nuys, Calif.

[**] Term: 14 Years

[21] Appl. No.: 15,739

[22] Filed: Feb. 26, 1979

[51] Int. Cl. D09-07

[52] U.S. Cl. D9/436

[58] Field of Search D9/253, 254, 261, 275, D9/258, 262, 280, 281, 282, 290, 434, 435, 436; 222/191, 192, 105, 562; 206/806

[56] References Cited

U.S. PATENT DOCUMENTS

- D. 46,799 12/1914 Douglass D9/258
- D. 190,204 4/1961 Kusnacht D9/282

3,180,528 4/1965 Balint et al. 222/105

FOREIGN PATENT DOCUMENTS

757220 9/1953 United Kingdom D9/282

Primary Examiner—Joel Stearman
Assistant Examiner—Carmen H. Vales
Attorney, Agent, or Firm—Vernon D. Beehler

[57] CLAIM

The ornamental design for a combined cap holder and cap, as shown and described.

DESCRIPTION

FIG. 1 is a top plan view of the combined cap holder and cap showing my new design;
FIG. 2 is a front elevational view thereof, the rear elevational view being a mirror image thereof;
FIG. 3 is a bottom plan view thereof; and
FIG. 4 is a right side elevational view thereof, the left side elevational view being a mirror image thereof.


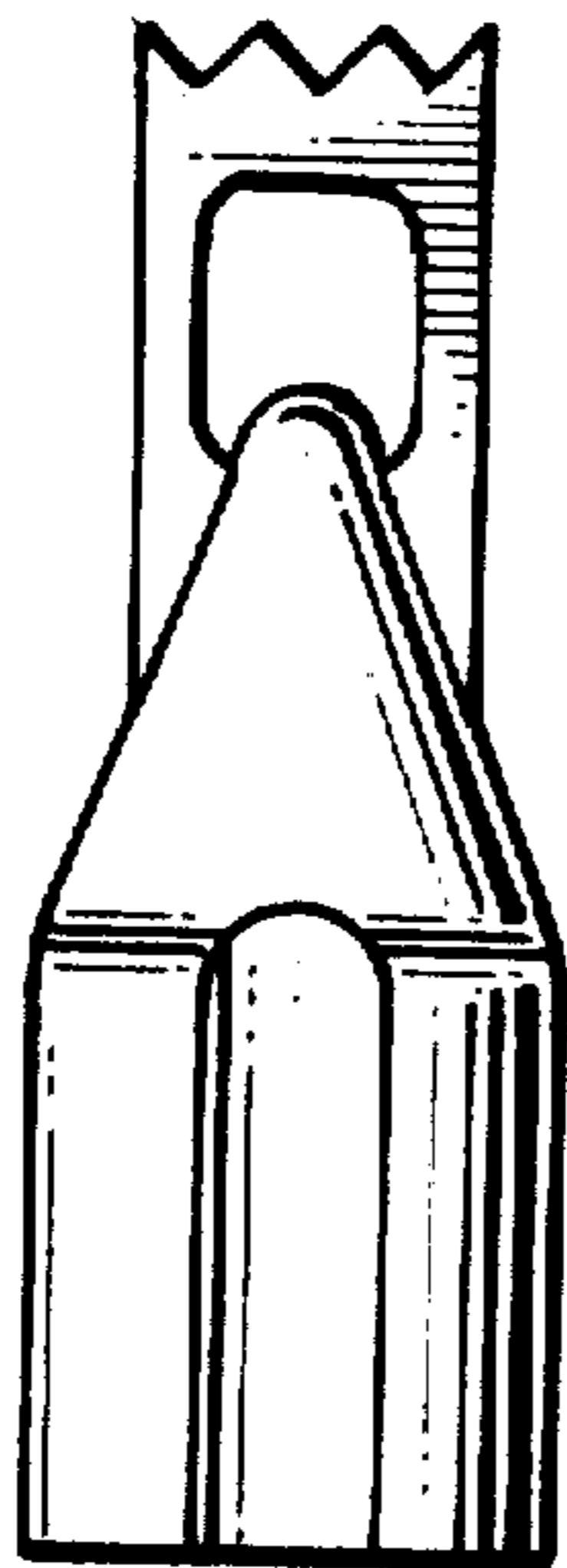


Fig. 1.



Fig. 3.



Fig. 2.

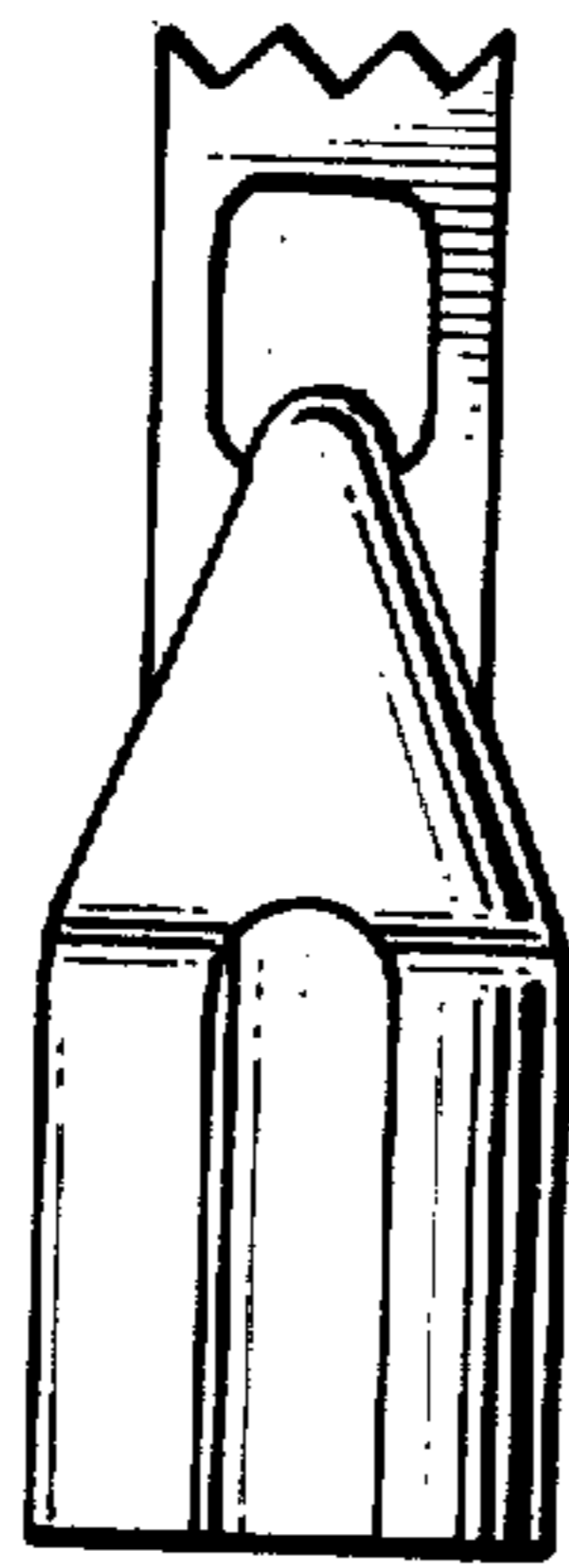


Fig. 4.

