

[54] **GLASS CUTTER**

[75] Inventor: **Toshimitsu Arai**, Osaka, Japan

[73] Assignee: **Toyo Sangyo Kabushiki Kaisha**,
Osaka, Japan

[**] Term: **14 Years**

[21] Appl. No.: **26,230**

[22] Filed: **Apr. 2, 1979**

[51] Int. Cl. **D8—05**

[52] U.S. Cl. **D8/98; D8/51;**
D8/7; 30/164.9; 30/164.95

[58] Field of Search **D8/7, 51, 98; 30/164.9,**
30/164.95

2,885,780 5/1959 Campbell 30/164.9
 3,682,027 8/1972 Insolio et al. 30/164.95
 4,199,852 4/1980 Ayers et al. 30/294

Primary Examiner—Veronica O'Keefe
Attorney, Agent, or Firm—Wenderoth, Lind & Ponack

[57] **CLAIM**

The ornamental design for a glass cutter, as shown and described.

DESCRIPTION

FIG. 1 is a left side view of glass cutter, showing the new design;
 FIG. 2 is a front view thereof;
 FIG. 3 is a right side view thereof;
 FIG. 4 is a top view thereof; and
 FIG. 5 is a bottom view thereof.
 The knurled pattern which is partially shown on the upper portion of the glass cutter in FIGS. 1, 2, and 3 is understood to repeat uniformly throughout said upper portion thereof.

[56] **References Cited**

U.S. PATENT DOCUMENTS

30,973 12/1860 Kleemau 30/164.9
 D. 240,499 7/1976 Souders D8/98




FIG. 1




FIG. 2




FIG. 3




FIG. 4



FIG. 5

