

- [54] CABINET FOR A VIDEO SYSTEM
- [75] Inventor: Roger Rex, Hales Corners, Wis.
- [73] Assignee: Display Corporation International, Milwaukee, Wis.
- [\*\*] Term: 14 Years
- [21] Appl. No.: 15,483
- [22] Filed: Feb. 26, 1979
- [51] Int. Cl. .... D06—04
- [52] U.S. Cl. .... D6/167; D6/174; D7/118; D21/13
- [58] Field of Search ..... D6/158, 167, 168, 172, D6/173, 179, 181, 186, 157, 189, 174; 312/7 R, 7 TV, 198, 279; D14/14, 18, 20, 21, 22, 30, 52, 77, 80, 81, 82, 83; D21/13; D7/118

[56] **References Cited**

**U.S. PATENT DOCUMENTS**

- D. 203,368 12/1965 Meckley ..... D7/118
- D. 246,918 1/1978 Sauter ..... D21/13

D. 248,885 8/1978 Pogue ..... D21/13

**OTHER PUBLICATIONS**

*Sweet's Architectural Catalog*, File © 1970, Section 24a Westinghouse, p. 4, "Westinghouse Continental 30" Ranges", Model KEK3C, top row, third from left.  
*Vending Times*, Mar. 1976, p. 52, "Atari", Stunt Cycle Video Game, left side of page.  
*Merchandising*, Jan. 1977, p. 37, Item "C", center left of page.

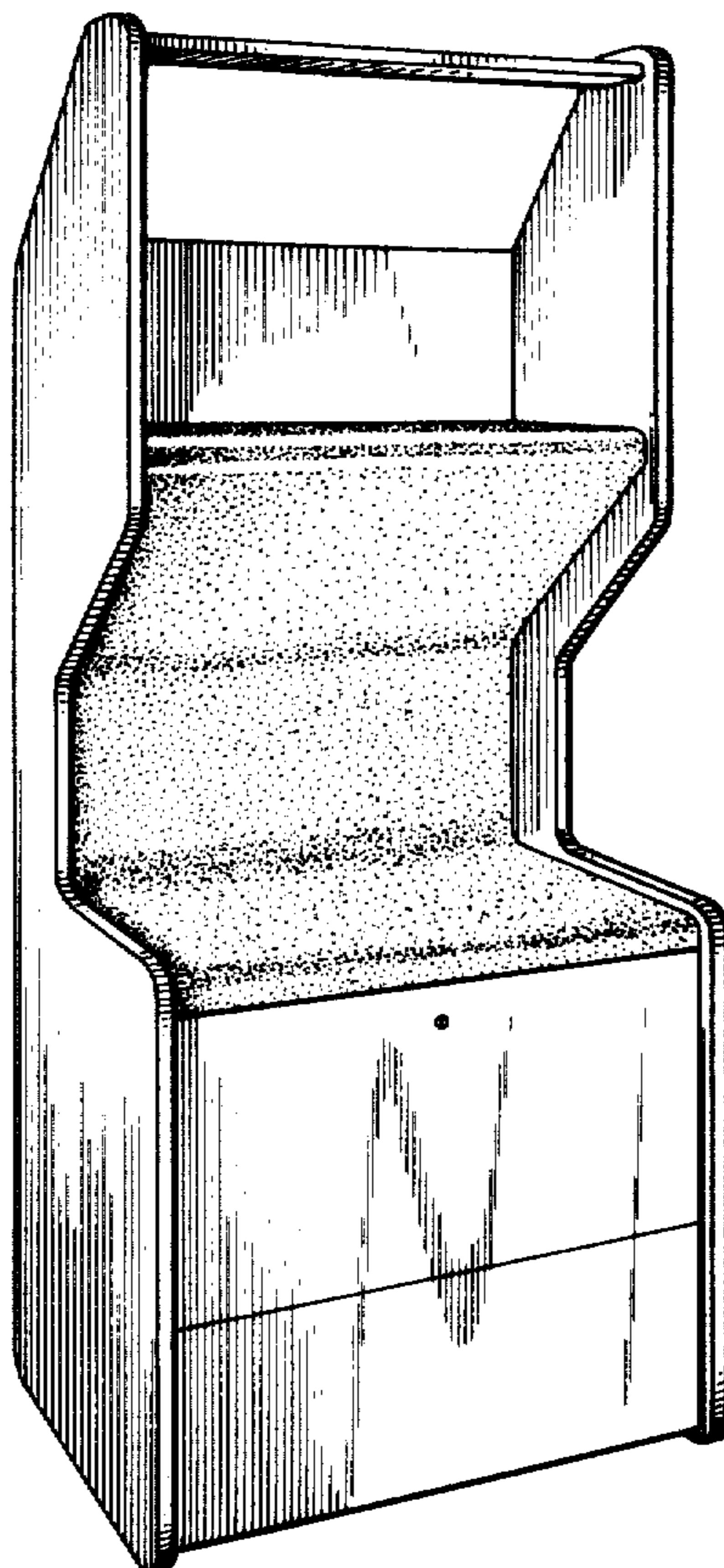
*Primary Examiner*—Joel Stearman  
*Assistant Examiner*—Carmen H. Vales

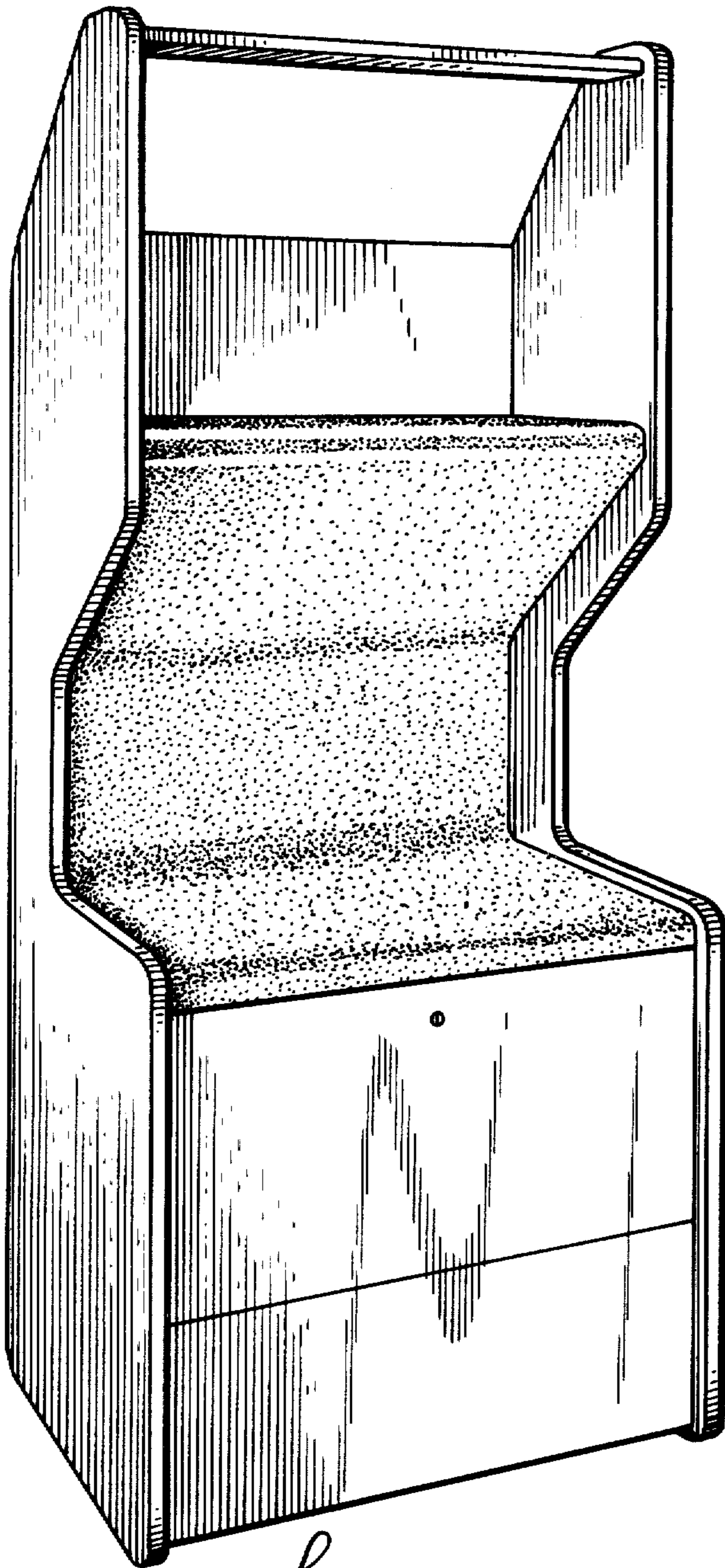
[57] **CLAIM**

The ornamental design for a cabinet for a video system, substantially as shown and described.

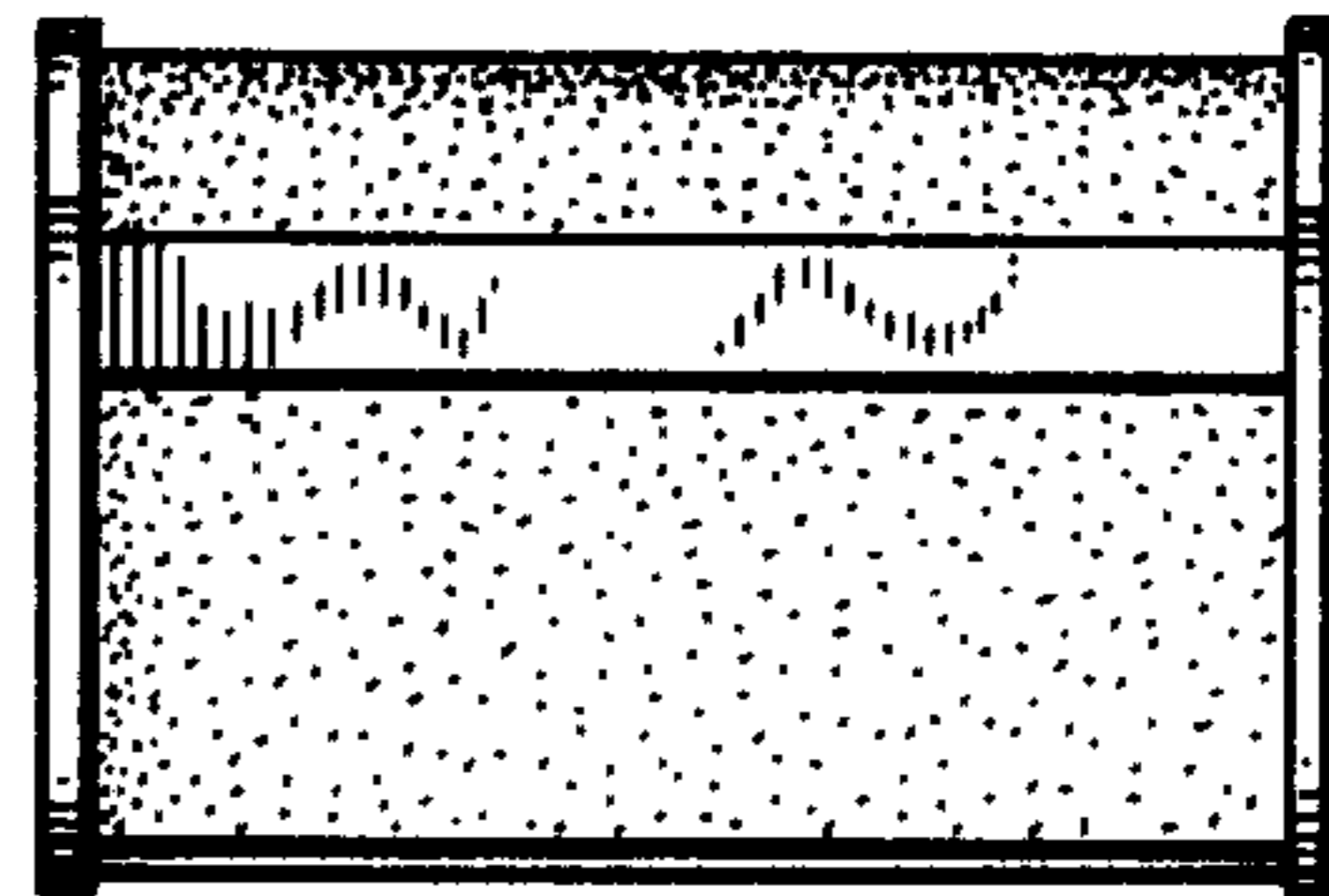
**DESCRIPTION**

FIG. 1 is a front perspective view of a cabinet for a video system showing my new design;  
 FIG. 2 is a top plan view thereof, on a reduced scale; and  
 FIG. 3 is a rear elevational view thereof.






*Fig. 1*



*Fig. 2*



*Fig. 3*