

[54] **CASE FOR A DRY SHAVER**
[75] Inventor: **Michael T. Jankowski**, Stiphout,
Netherlands
[73] Assignee: **U.S. Philips Corporation**, New York,
N.Y.
[**] Term: **14 Years**
[21] Appl. No.: **69,460**
[22] Filed: **Aug. 24, 1979**

Related U.S. Application Data

[63] Continuation-in-part of Ser. No. 751,352, Dec. 16,
1976, abandoned.

Foreign Application Priority Data

Jun. 29, 1976 [XB] Benelux Designs
Convent 51142-00

[51] Int. Cl. **D3-02**
[52] U.S. Cl. **D3/39; D3/78**
[58] Field of Search D3/30, 33, 35, 39, 72,
D3/73, 78; 23; 30/34 R, DIG. 2; 132/79 F, 80
R; 206/351; D9/42 C; 150/52 R

[56] **References Cited**
U.S. PATENT DOCUMENTS
D. 219,429 12/1970 Doppleton D9/426
D. 220,459 4/1971 Litman D3/76
D. 221,117 7/1971 Jacobs D3/39
3,240,324 3/1966 Braun 132/80

Primary Examiner—George P. Word
Attorney, Agent, or Firm—Thomas A. Briody; William
J. Streeter; Rolf E. Schneider

[57] **CLAIM**

The ornamental design for a case for a dry shaver, as
shown and described.

DESCRIPTION

FIG. 1 is a perspective view of a case for a dry shaver
showing my new design;
FIG. 2 is a front elevational view thereof;
FIG. 3 is a rear elevational view thereof;
FIG. 4 is a right-side elevational view thereof;
FIG. 5 is a left-side elevational view thereof;
FIG. 6 is a top plan view thereof; and
FIG. 7 is a bottom plan view thereof.




FIG. 1.




FIG. 2.




FIG. 3.




FIG. 4.



FIG. 5.




FIG. 6.




FIG. 7.

