

[54] CONTAINER FOR LIQUIDS  
[76] Inventor: Mark S. McConville, 3625 N. Main St., Soquel, Calif. 95023  
[\*\*] Term: 7 Years  
[21] Appl. No.: 17,423  
[22] Filed: Mar. 5, 1979  
[51] Int. Cl. .... D3-99  
[52] U.S. Cl. .... D3/30.1; D2/380  
[58] Field of Search .... D9/175, 189, 184; D21/196, 237, 238; 224/148, 163, 195, 215, 223, 224, 227, 240; D2/380; D3/30; D23/2

[56] References Cited  
U.S. PATENT DOCUMENTS  
D. 119,152 2/1940 Bender ..... D9/184  
D. 179,326 11/1956 Stansell ..... D21/238  
D. 204,647 5/1966 Despres et al. .... D2/380 X  
D. 218,621 9/1970 Scott, Jr. .... D21/196  
D. 233,024 10/1974 Woolbright et al. .... D9/189

D. 238,248 12/1975 Westrich ..... D3/30  
1,392,551 10/1921 Batchelder ..... 224/227  
4,090,650 5/1978 Gotta ..... 224/148  
4,139,130 2/1979 Glusker et al. .... 224/148  
4,176,772 12/1979 Danon ..... 224/148

OTHER PUBLICATIONS  
Skin Diver, Sep. 1978, p. 68, Weights.  
Primary Examiner—Robert C. Spangler  
Attorney, Agent, or Firm—Claude A. S. Hamrick

[57] CLAIM  
The ornamental design for a container for liquids, substantially as shown and described.

DESCRIPTION  
FIG. 1 is a front elevational view of a container for liquids showing my new design;  
FIG. 2 is a plan view thereof;  
FIG. 3 is a rear elevational view thereof;  
FIG. 4 is a bottom view thereof; and  
FIG. 5 is a left end elevational view thereof, the right end elevation being a mirror image thereof.

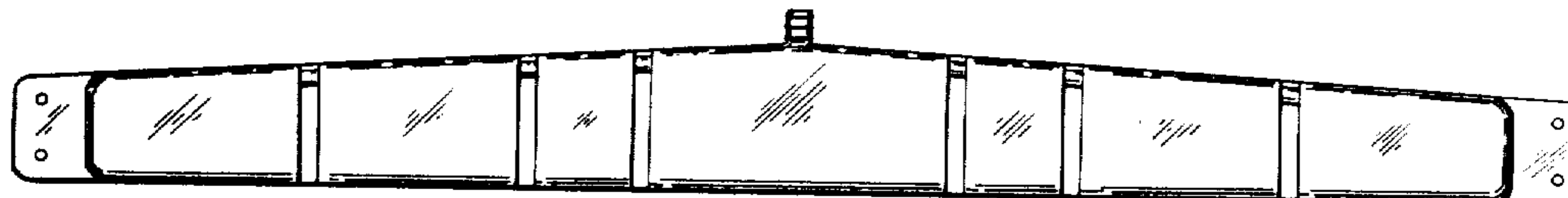


FIG. 5

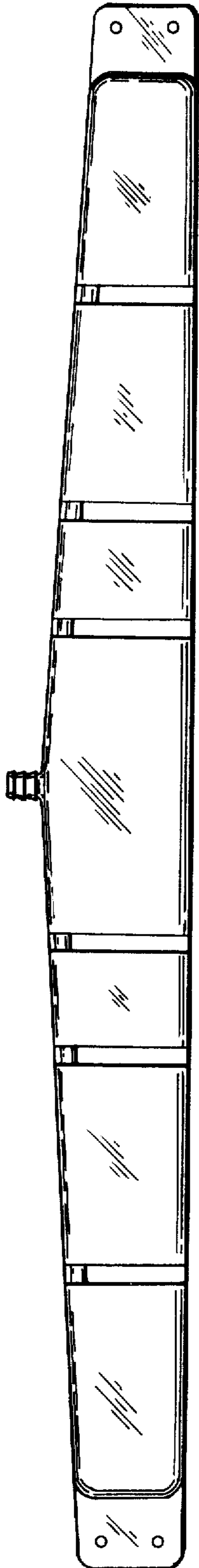


FIG. 3



FIG. 2



FIG. 4

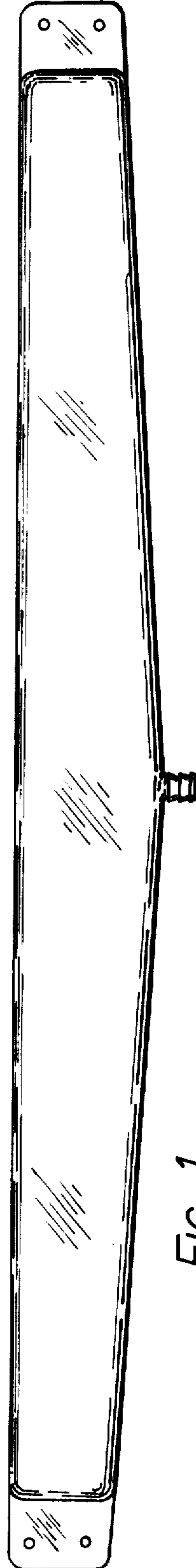


FIG. 1