

[54] **SIMULATIVE BUBBLE BLOWER**  
[75] Inventor: **Alan M. Steinberg**, Rockland  
County, N.Y.  
[73] Assignee: **Gordy International Incorporated**,  
New York, N.Y.  
[\*\*] Term: **14 Years**  
[21] Appl. No.: **54,670**  
[22] Filed: **Jul. 5, 1979**  
[51] Int. Cl. .... **D21-01**  
[52] U.S. Cl. .... **D21/61; D21/147**  
[58] Field of Search ..... **D21/61, 145, 146, 147;**  
**D8/68; 46/1 E, 6, 7, 8, 9; D22/6**

[56] **References Cited**

**U.S. PATENT DOCUMENTS**

D. 168,878 2/1953 Arliss ..... D21/147  
D. 183,282 7/1959 Jianas ..... D21/61

D. 211,206 5/1968 Johnson et al. .... D8/68

**OTHER PUBLICATIONS**

Hardware Age, 2-1962, p. 129, Drills at top of page.  
Industrial Equipment News, 12-1960, p. 31, Air Drill.

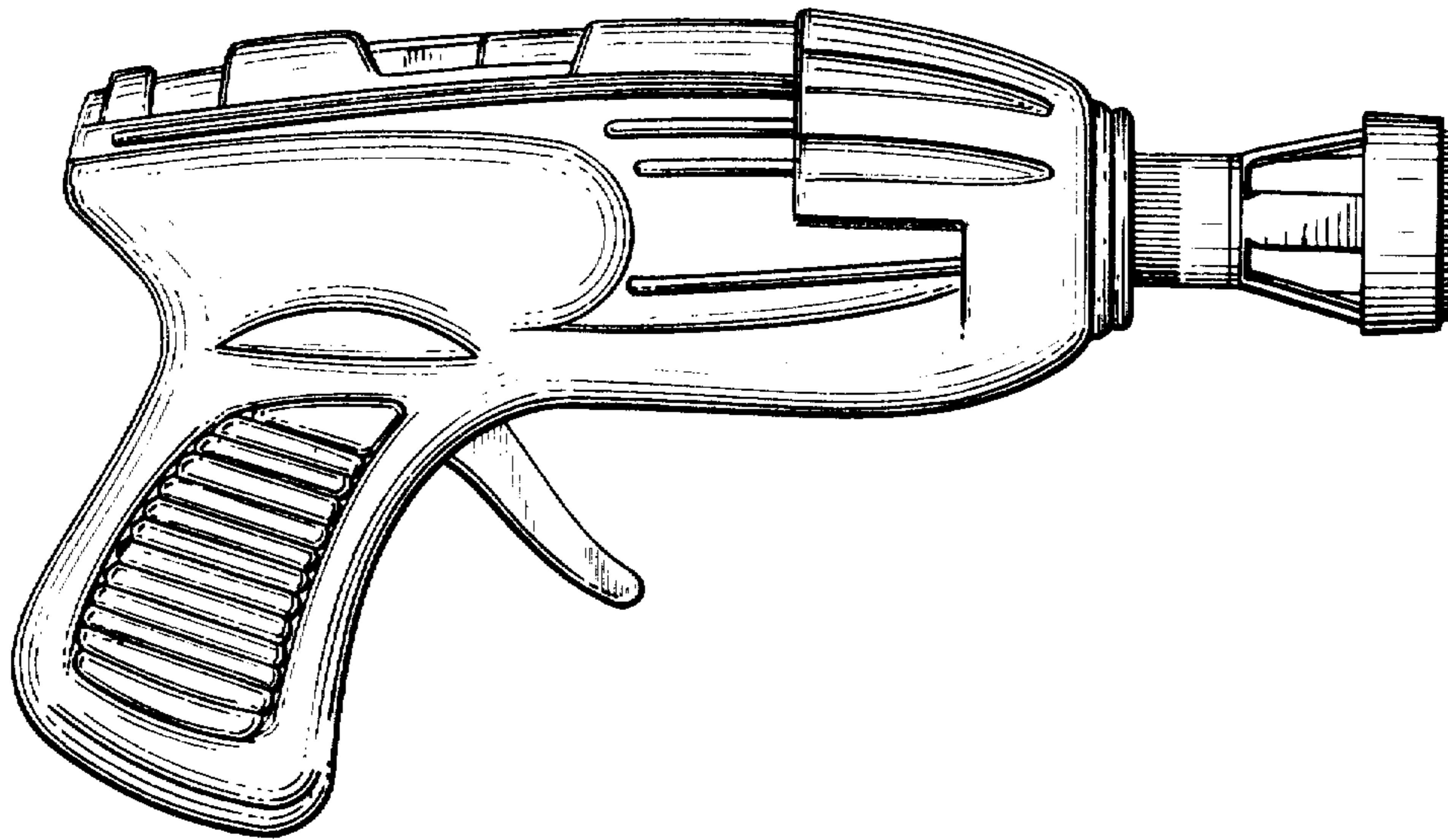
*Primary Examiner*—Charles A. Rademaker  
*Attorney, Agent, or Firm*—Steinberg & Raskin

[57] **CLAIM**


The ornamental design for a simulative bubble blower,  
as shown and described.

**DESCRIPTION**

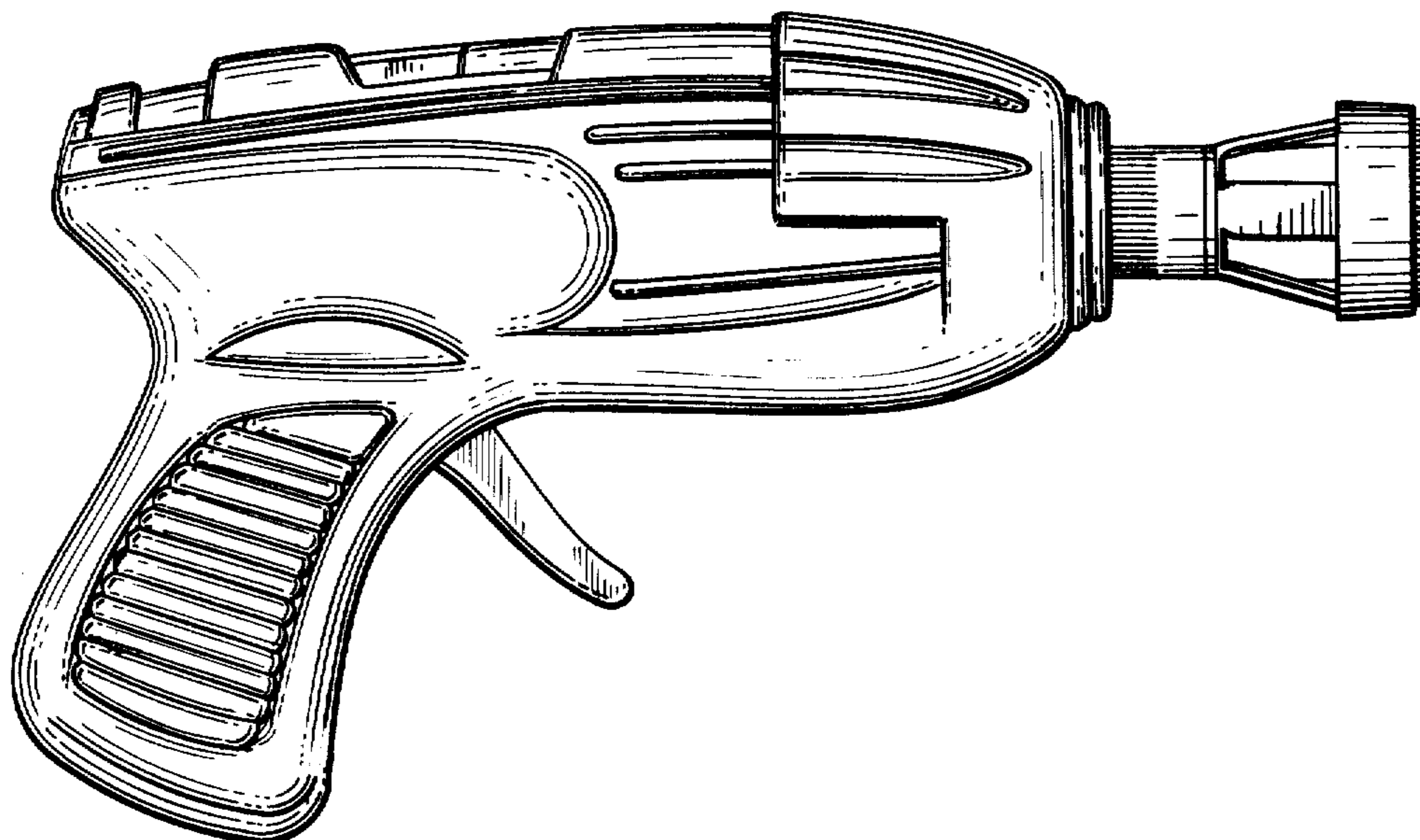
FIG. 1 is a top plan view of a simulative bubble blower  
showing my new design;  
FIG. 2 is a side elevational view thereof, a side eleva-  
tional view of the other side constituting a mirror image  
of what is shown in FIG. 2;  
FIG. 3 is a front elevational view thereof;  
FIG. 4 is a rear elevational view thereof; and  
FIG. 5 is a bottom plan view thereof.



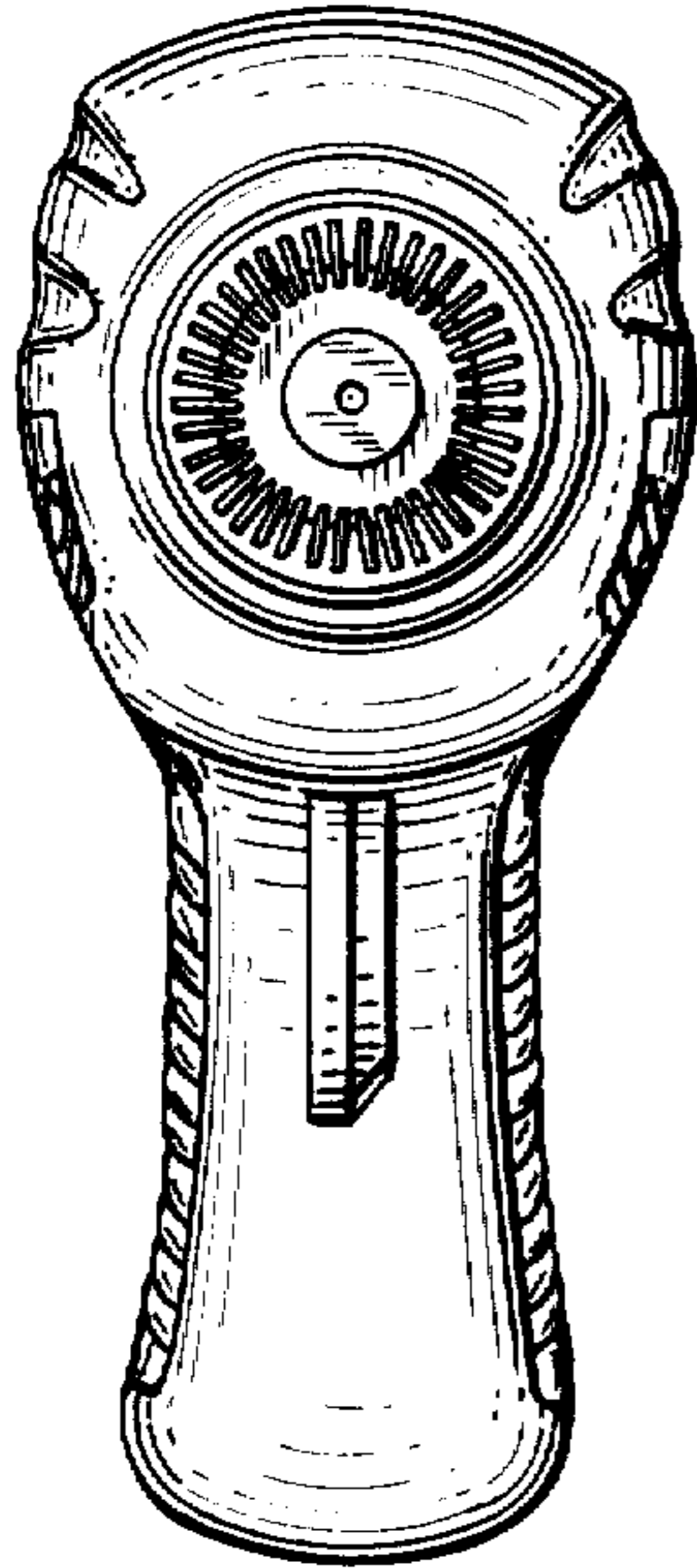
*FIG. 1*



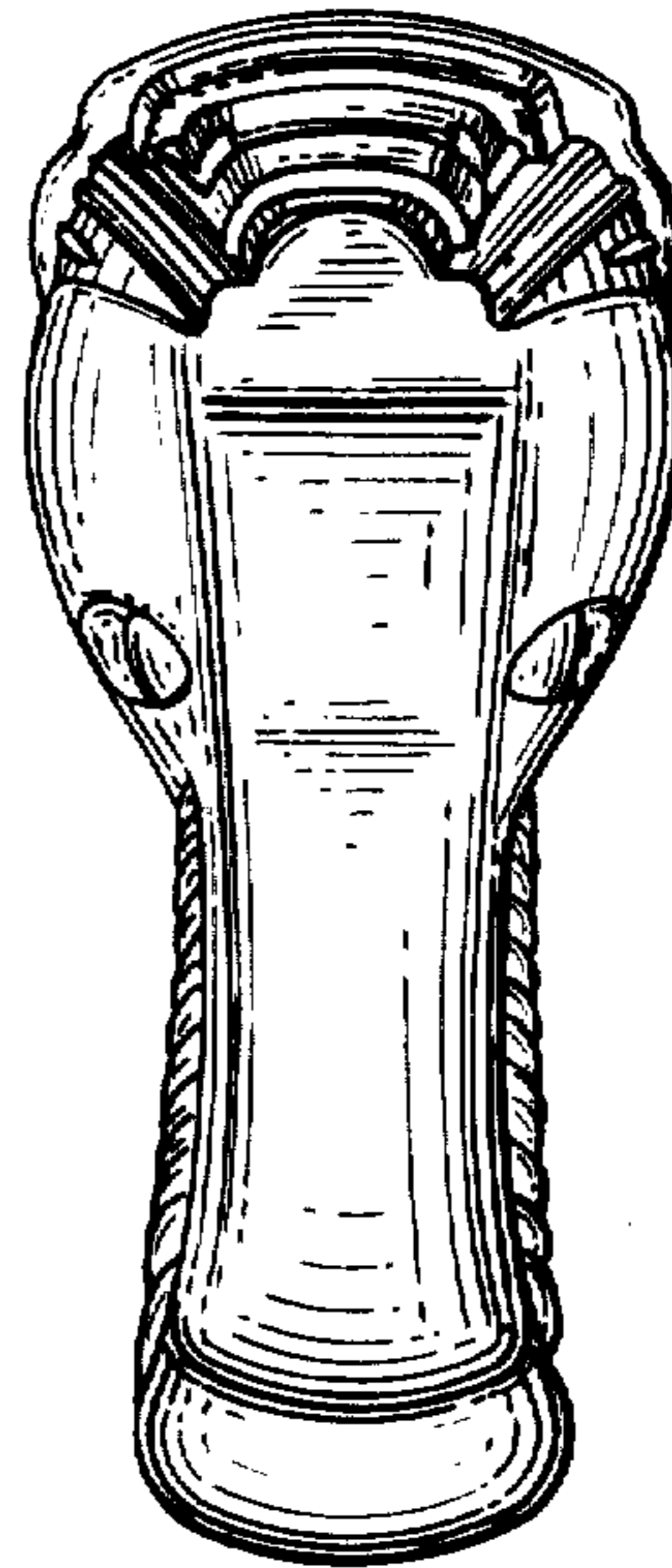
*FIG. 2*



*FIG. 3*



*FIG. 4*



*FIG. 5*

