

[54] **GUARD FOR CUTTING MACHINE**

[75] **Inventor: George Berlant, Bellrose, N.Y.**

[73] **Assignee: New Hermes Incorporated, New York, N.Y.**

[**] **Term: 14 Years**

[21] **Appl. No.: 51,925**

[22] **Filed: Jun. 25, 1979**

[51] **Int. Cl. D15—99**

[52] **U.S. Cl. D15/127; D15/129; D15/138**

[58] **Field of Search D15/130, 127, 128, 129, D15/138; 82/34; D8/14, 356; 408/241 G; 51/268, 271, 272, 274; D12/215; 83/544, 607, 608, 609**

[56]

References Cited

U.S. PATENT DOCUMENTS

D. 202,501	10/1965	Wolnez	D15/127
D. 233,183	10/1974	Cole	D15/127
2,754,857	7/1956	Joslin	83/544
3,224,314	12/1965	Wolnez	83/609
3,811,355	5/1974	Cole	83/544

Primary Examiner—Veronica O’Keefe
Attorney, Agent, or Firm—Seidel, Gonda, Goldhammer & Panitch

[57]

CLAIM

The ornamental design for a guard for cutting machine, substantially as shown and described.

DESCRIPTION

FIG. 1 is a front elevation view of an ornamental design for a guard for cutting machine in accordance with the present invention;

FIG. 2 is a top plan view thereof,

FIG. 3 is a bottom plan view thereof,

FIG. 4 is a left side view thereof, and

FIG. 5 is a right side view thereof.

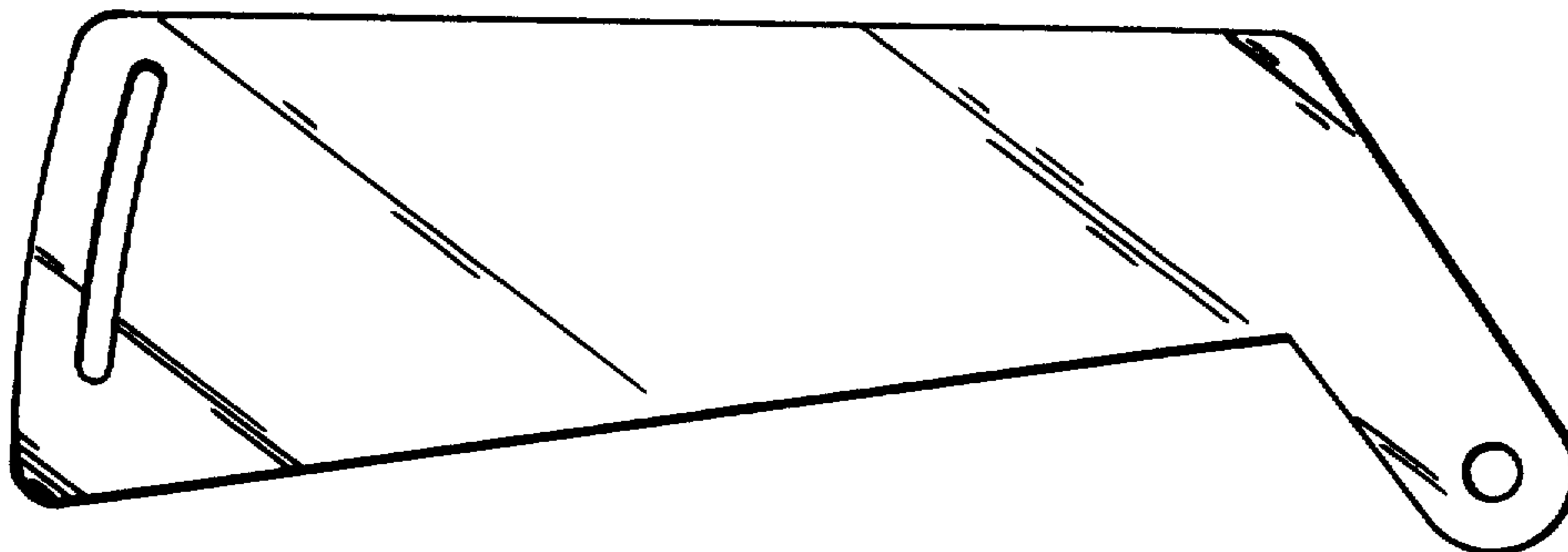


FIG. 1

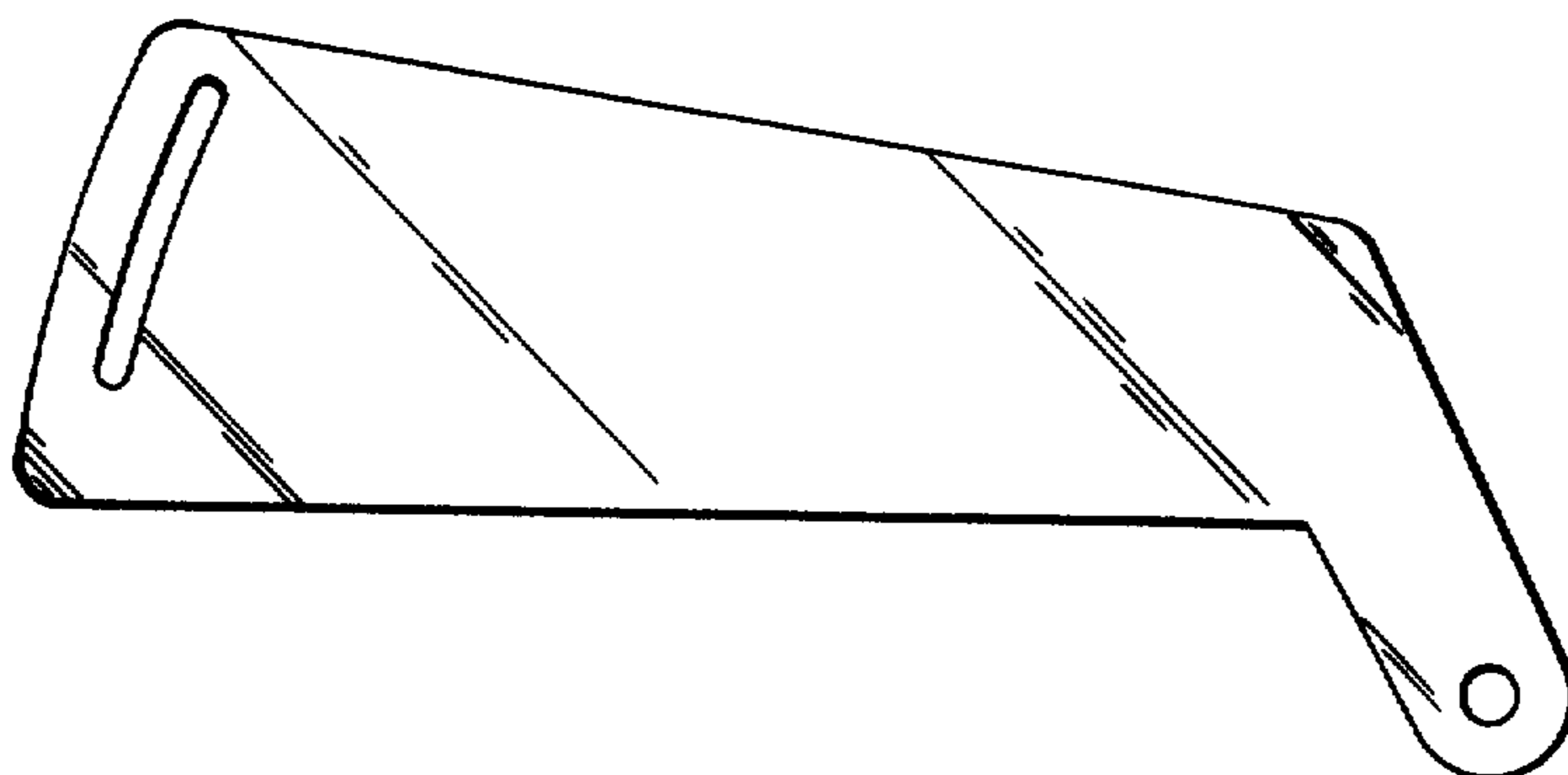


FIG. 2




FIG. 3




FIG. 4

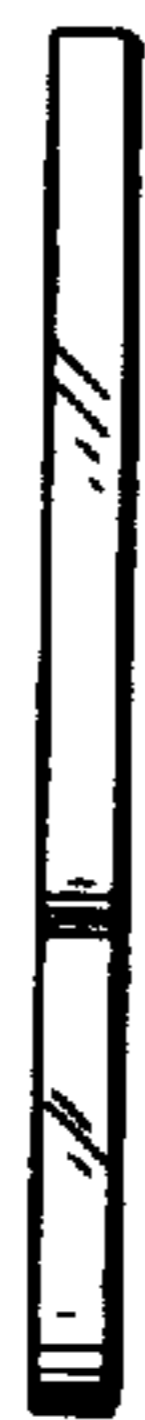


FIG. 5

