

[54] DESK

[75] Inventors: James S. Berman, New York; Sigurd Stegmaier, Malverne, both of N.Y.

[73] Assignee: Citibank, N.A., New York, N.Y.

[**] Term: 14 Years

[21] Appl. No.: 114,421

[22] Filed: Jan. 22, 1980

Related U.S. Application Data

[62] Division of Ser. No. 875,941, Feb. 7, 1978.

[51] Int. Cl. D6-04

[52] U.S. Cl. D6/157; D6/161; D6/179; D6/188; D6/190

[58] Field of Search D6/27, 157-190; 248/444

[56]

References Cited

U.S. PATENT DOCUMENTS

D. 188,577	8/1960	Rhoads	D6/157
D. 240,184	6/1976	Neuschaefer	D6/161
D. 244,334	5/1977	Ferguson	D6/161 X
D. 248,265	6/1978	O'Connor	D6/157
D. 251,279	3/1979	Winig	D6/161 X

Primary Examiner—Bruce W. Dunkins
Attorney, Agent, or Firm—Morgan, Finnegan, Pine, Foley & Lee

[57]

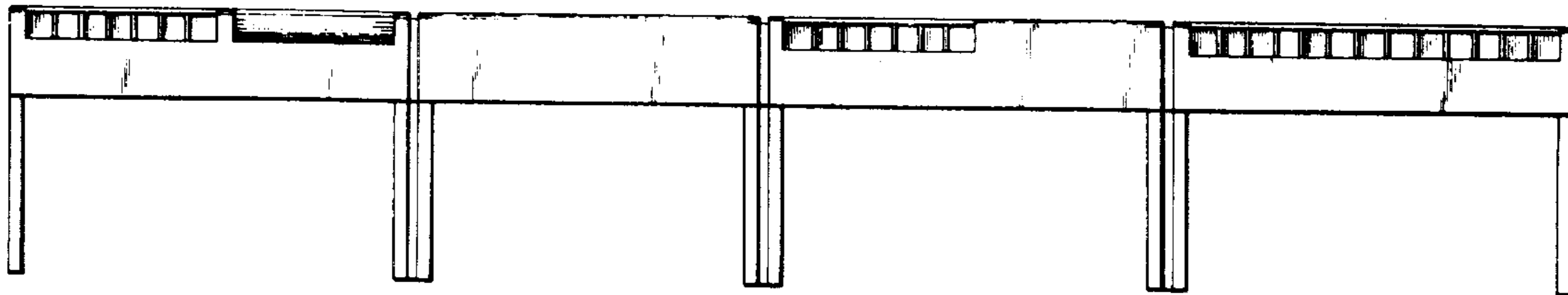
CLAIM

The ornamental design for a desk, as shown and described.

DESCRIPTION

FIG. 1 is a top plan view of a desk having four modules; FIG. 2 is a front elevational view of the desk of FIG. 1; FIG. 3 is a fragmentary top plan view showing a typical junction between abutting modules of the desk of FIG. 1; and

FIG. 4 is a left side elevational view of the desk. The side of the desk not shown is a mirror image of the side shown in FIG. 4. The rear of the desk is nonornamental.



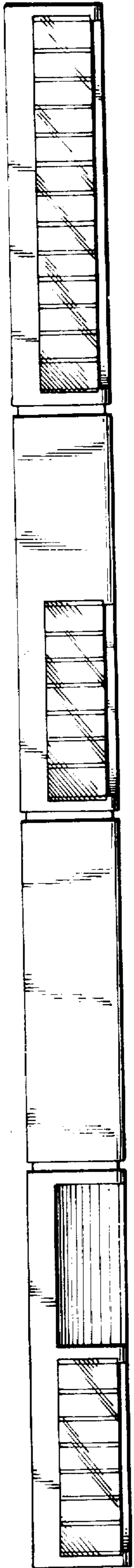


FIG. 1

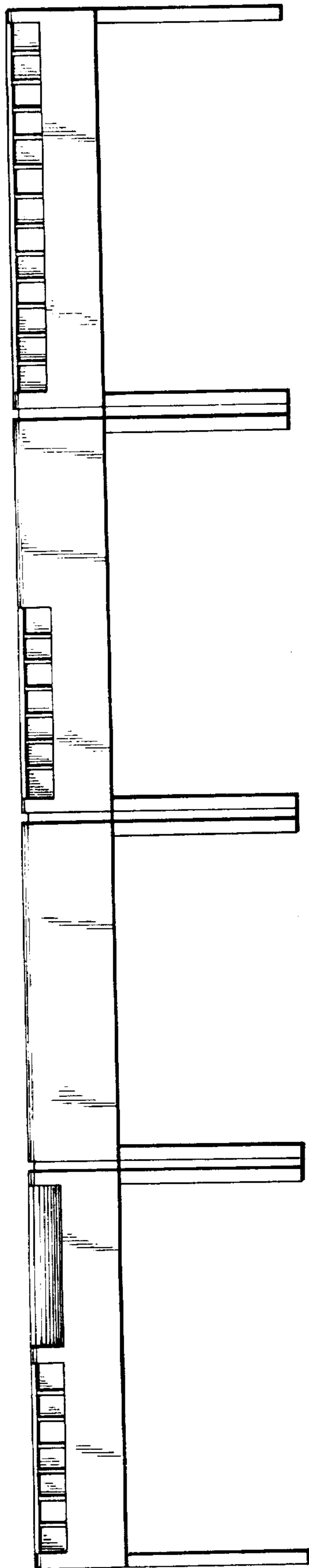


FIG. 2




FIG. 3

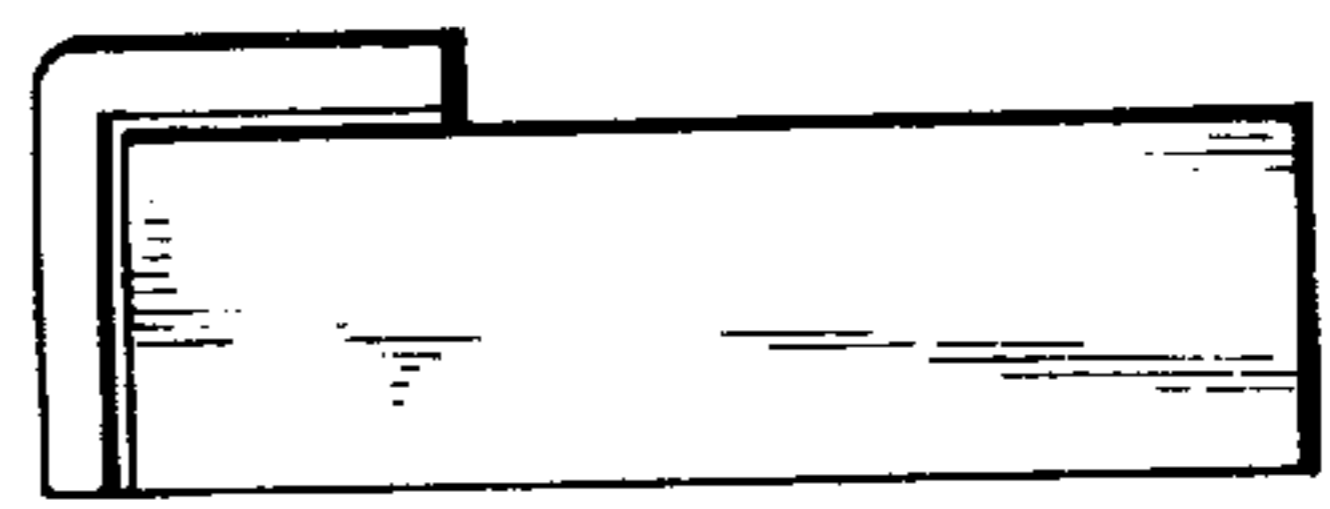


FIG. 4