

[54] CIGARETTE LIGHTER

[75] Inventor: Pierre Spreter, Geneva, Switzerland

[73] Assignee: Christian Dior, S.A., Paris, France

[**] Term: 14 Years

[21] Appl. No.: 745,852

[22] Filed: Nov. 29, 1976

[30] Foreign Application Priority Data

Jun. 17, 1976 [GB]	United Kingdom	976155/76
Jun. 30, 1976 [FR]	France	76 74911
Jul. 2, 1976 [IT]	Italy	35882/76[U]
Jul. 7, 1976 [IB]	Int'l. Pat. Inst.	63387
Jul. 28, 1976 [JP]	Japan	51-29225

[51] Int. Cl. D27-05

[52] U.S. Cl. D27/36

[58] Field of Search D27/36, 39, 42, 47;
431/124, 127-143, 254, 255; D9/247; D11/143;
D28/85, 88, 89, 90, 98

[56] References Cited

U.S. PATENT DOCUMENTS

D. 66,446	1/1925	Venon	D11/143 X
D. 111,653	10/1938	Headley	D27/47
2,986,026	5/1961	Lockwood	431/124
3,253,430	5/1966	Piffath	D27/36 X

FOREIGN PATENT DOCUMENTS

37-138119	4/1962	Japan	D27/36
972383	5/1976	United Kingdom	

OTHER PUBLICATIONS

Gifts and Decorative Accessories, Jul. 1973, p. 106 Pot (top center).

Gifts and Decorative Accessories, Jan. 1975, p. 112 Ceramic Lamp (bottom left).

Deutsche Goldschmiede Zeitung Nov. 1965, p. 1238 Lighter (diagonal surface pattern).

Skalney Quality Baskets Catalog, 1966, p. 22 Straw Waste Basket #5491.

Primary Examiner—Susan J. Lucas

Attorney, Agent, or Firm—Philip H. Gottfried

[57] CLAIM

The ornamental design for a cigarette lighter, substantially as shown and described.

DESCRIPTION

FIG. 1 is a front elevational view of a cigarette lighter showing my new design;

FIG. 2 is a left side elevational view thereof;

FIG. 3 is a rear elevational view thereof;

FIG. 4 is a right side elevational view thereof;

FIG. 5 is a bottom plan view thereof; and,

FIG. 6 is a top view thereof.




Fig:5

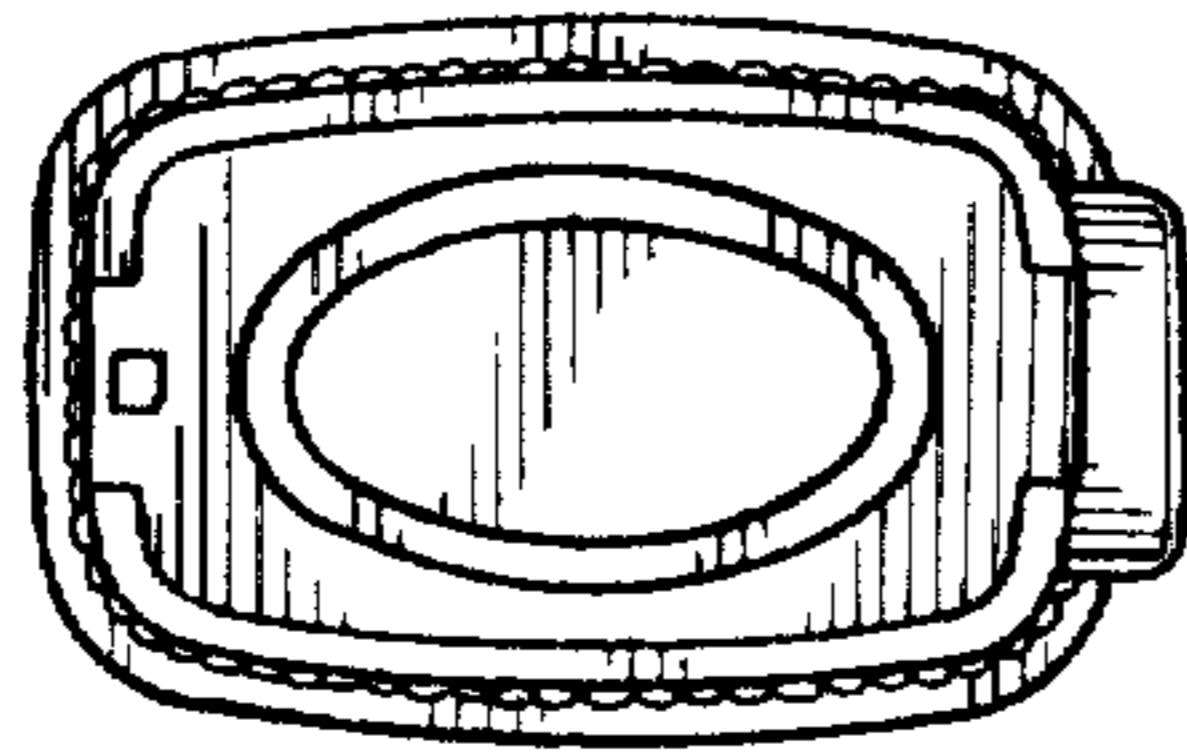


Fig:4




Fig:1




Fig:2




Fig:3




Fig:6

