

[54] **FRAME FOR BARBELL OR THE LIKE**

[76] Inventor: **Harry Burns**, The Blacksmith's Arms, Thornwood, Epping, Essex, England

[**] Term: **14 Years**

[21] Appl. No.: **17,075**

[22] Filed: **Mar. 2, 1979**

[30] **Foreign Application Priority Data**
 Sep. 8, 1978 [GB] United Kingdom 986273/78

[51] **Int. Cl.** **D21-02**

[52] **U.S. Cl.** **D21/197**

[58] **Field of Search** **D21/191-200;**
 272/61, 112, 67, 68, 69, 116, 125, 126, 33 R,
 123; 224/266

[56] **References Cited**

U.S. PATENT DOCUMENTS

D. 203,279 12/1965 Spackman et al. D21/198

3,141,669 7/1964 Chul 272/33 R

3,276,777 10/1966 Pruitt 272/33 R

4,018,442 4/1977 Galler 272/123

FOREIGN PATENT DOCUMENTS

952019 11/1949 France .

OTHER PUBLICATIONS

Sporting Goods Dealer, 1-77, p. 403, Barbell Grip at right side of page.

Primary Examiner—Charles A. Rademaker
Attorney, Agent, or Firm—Brisebois & Kruger

[57] **CLAIM**

The ornamental design for a frame for barbell or the like; as shown and described.

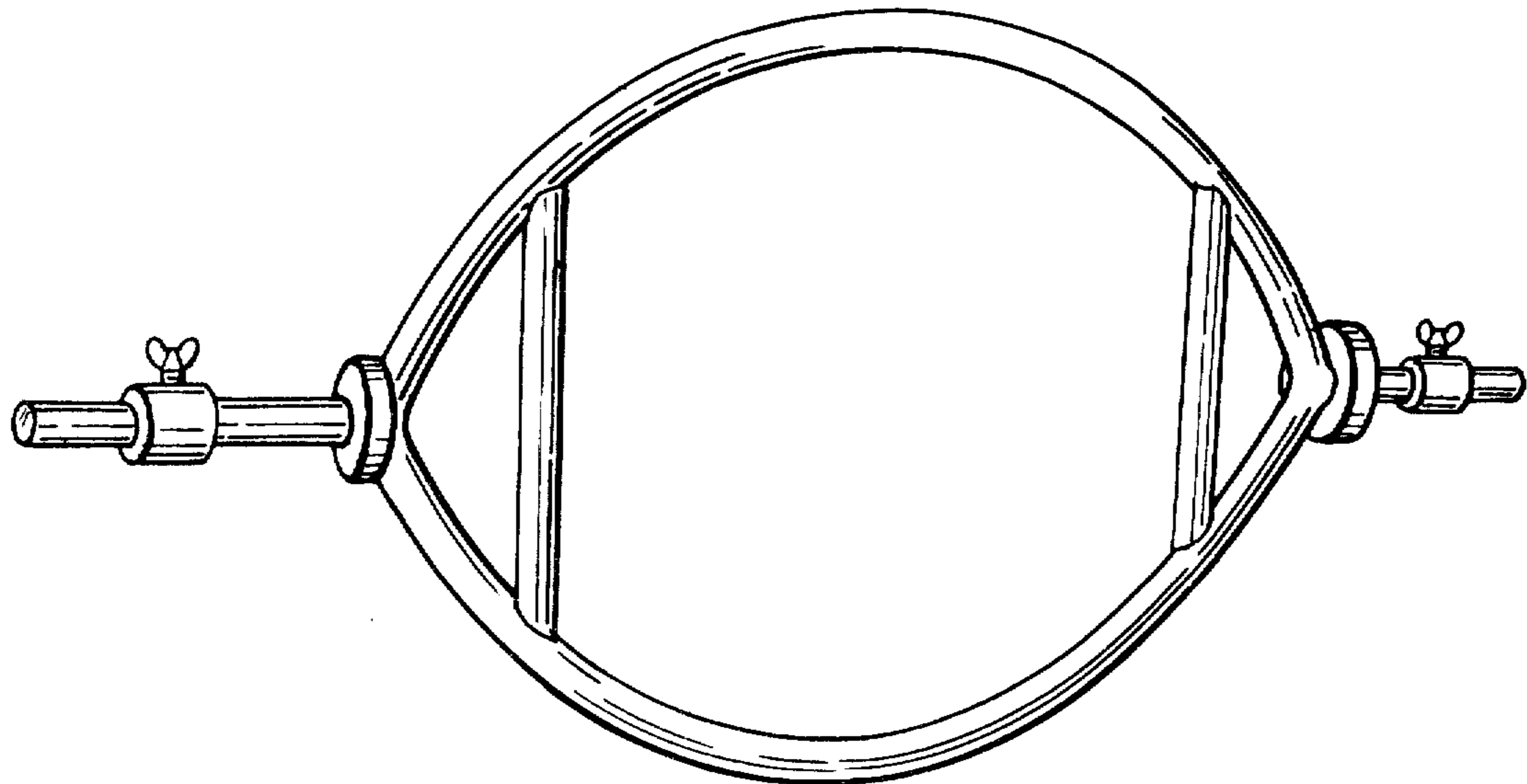
DESCRIPTION

FIG. 1 is a perspective view from above of a frame for barbell or the like showing my new design;

FIG. 2 is a bottom perspective view thereof;

FIG. 3 is an end elevational view thereof, the end opposite being substantially a mirror image; and,

FIG. 4 is a side perspective view thereof, the side opposite being substantially a mirror image.



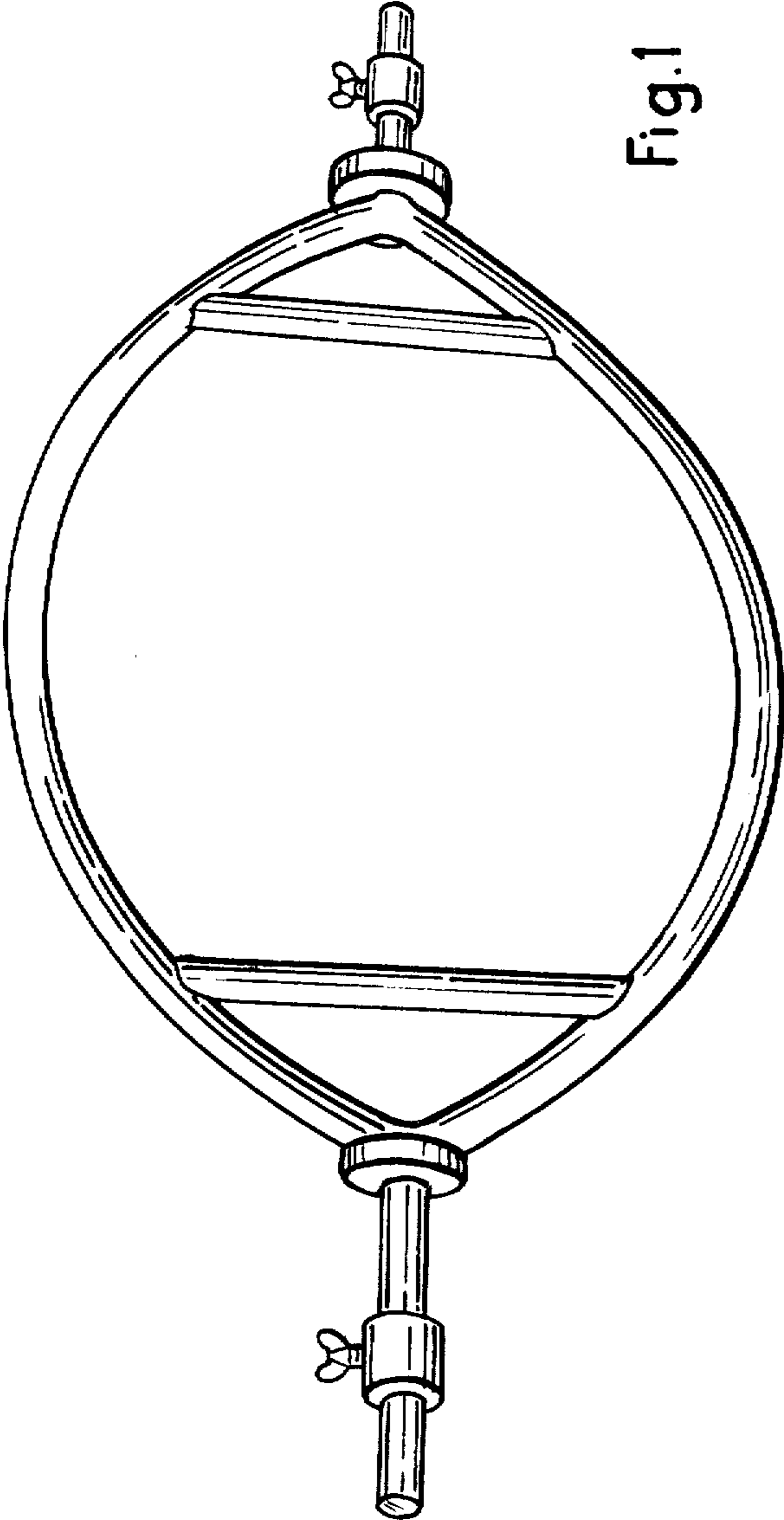


Fig.1




Fig.4

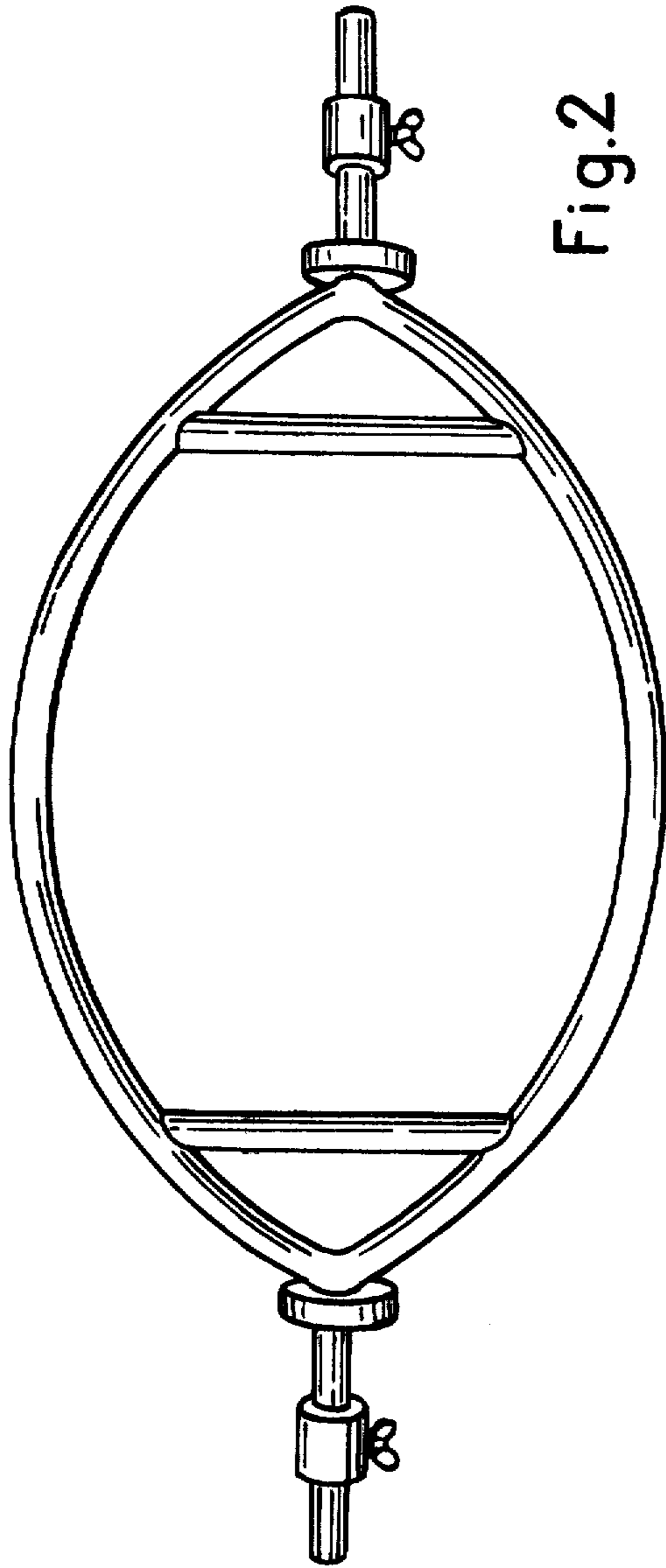


Fig. 2



Fig. 3