

[54] EYE GLASS FRAME
 [75] Inventor: **Howell S. Jobbins, Jr.**, Warwick, R.I.
 [73] Assignee: **Universal Optical Company, Inc.**,
 East Providence, R.I.
 [**] Term: **14 Years**
 [21] Appl. No.: **93,122**
 [22] Filed: **Nov. 13, 1979**
 [51] Int. Cl. **D16-06**
 [52] U.S. Cl. **D16/116**
 [58] Field of Search D16/65, 69, 70, 76,
 D16/77, 80, 81; 351/41, 44, 45, 46, 47, 49, 51,
 52, 54, 55, 57, 58, 60, 61, 62, 63, 66, 67, 68, 69,
 71, 73-111, 112, 113, 114, 115, 116, 117, 119,
 120, 121, 122, 124, 125, 126, 127, 128, 129, 130,
 131, 132, 136, 138, 139, 40

[56] **References Cited**
U.S. PATENT DOCUMENTS
 D. 232,262 7/1974 Bloch D16/65
 D. 240,079 5/1976 Shindler D16/65
 D. 242,283 11/1976 Canavan D16/65
 3,597,053 8/1971 Mastman 351/83

3,884,561 5/1975 Kodys 351/83

OTHER PUBLICATIONS

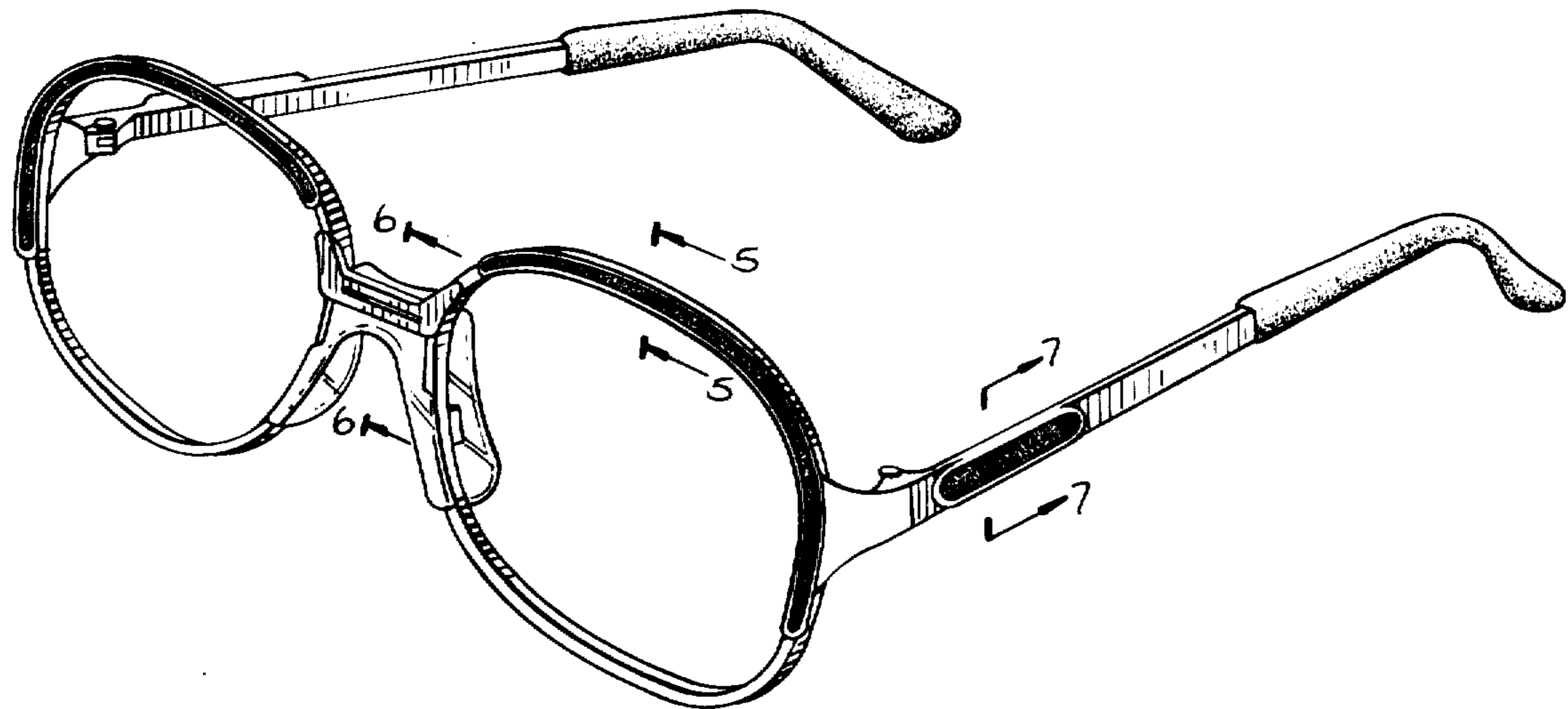
Optician, 1-4-74, front cover, Temple.
 Optician, 11-25-77, p. 15-Frames (bottom).
 Optometric Weekly, 8-11-77, p. 37, "Belle V" Frames.
Primary Examiner—Susan J. Lucas
Attorney, Agent, or Firm—Kenyon & Kenyon

[57] **CLAIM**

The ornamental design for an eye glass frame, substantially as shown and described.

DESCRIPTION

FIG. 1 is a front perspective view of an eye glass frame showing my new design;
 FIG. 2 is a front elevational view;
 FIG. 3 is a top perspective view;
 FIG. 4 is a side elevational view;
 FIG. 5 is an enlarged view of a section taken along the line 5-5 of FIG. 1;
 FIG. 6 is an enlarged view of a section taken along the line 6-6 of FIG. 1;
 FIG. 7 is an enlarged view of a section taken along the line 7-7 of FIG. 1.



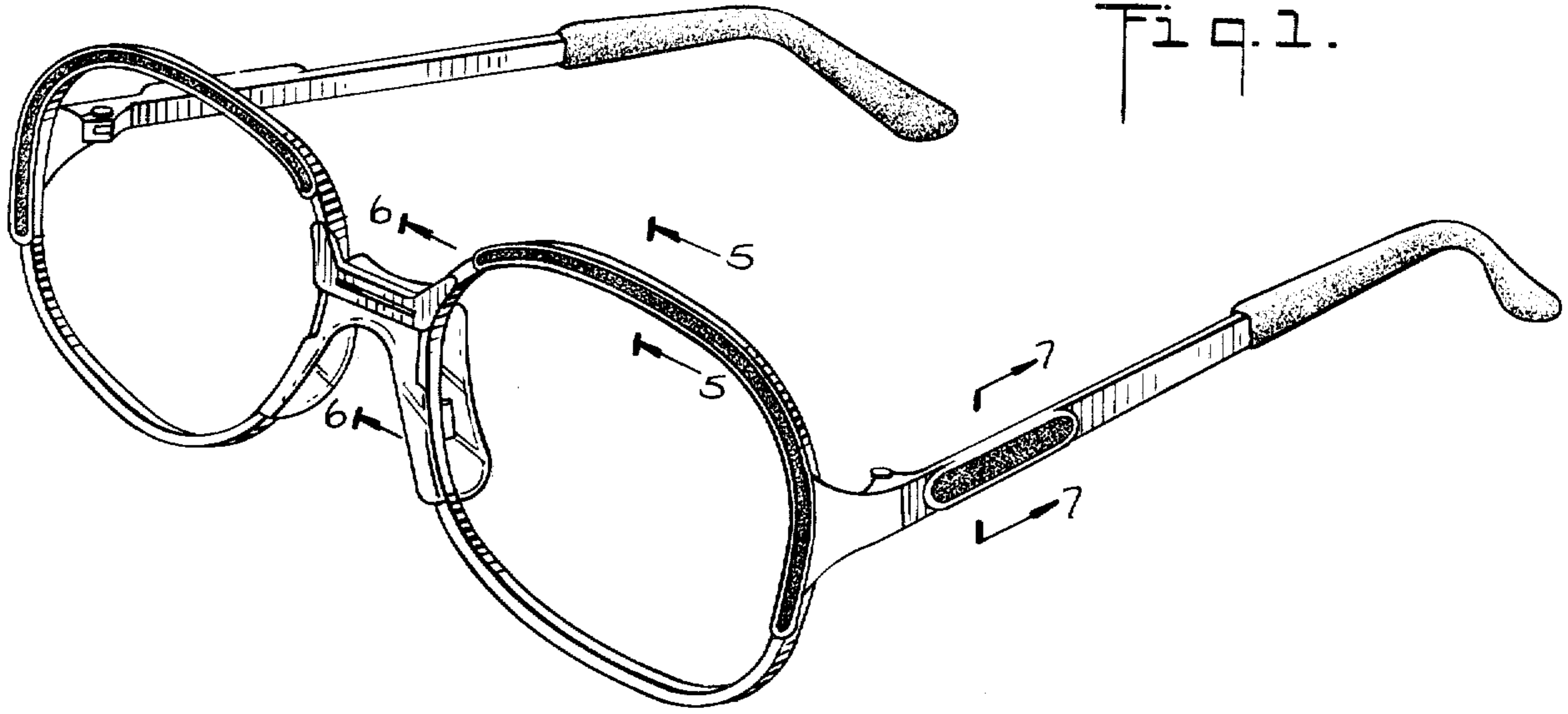


Fig. 1.



Fig. 5.



Fig. 6.




Fig. 7.

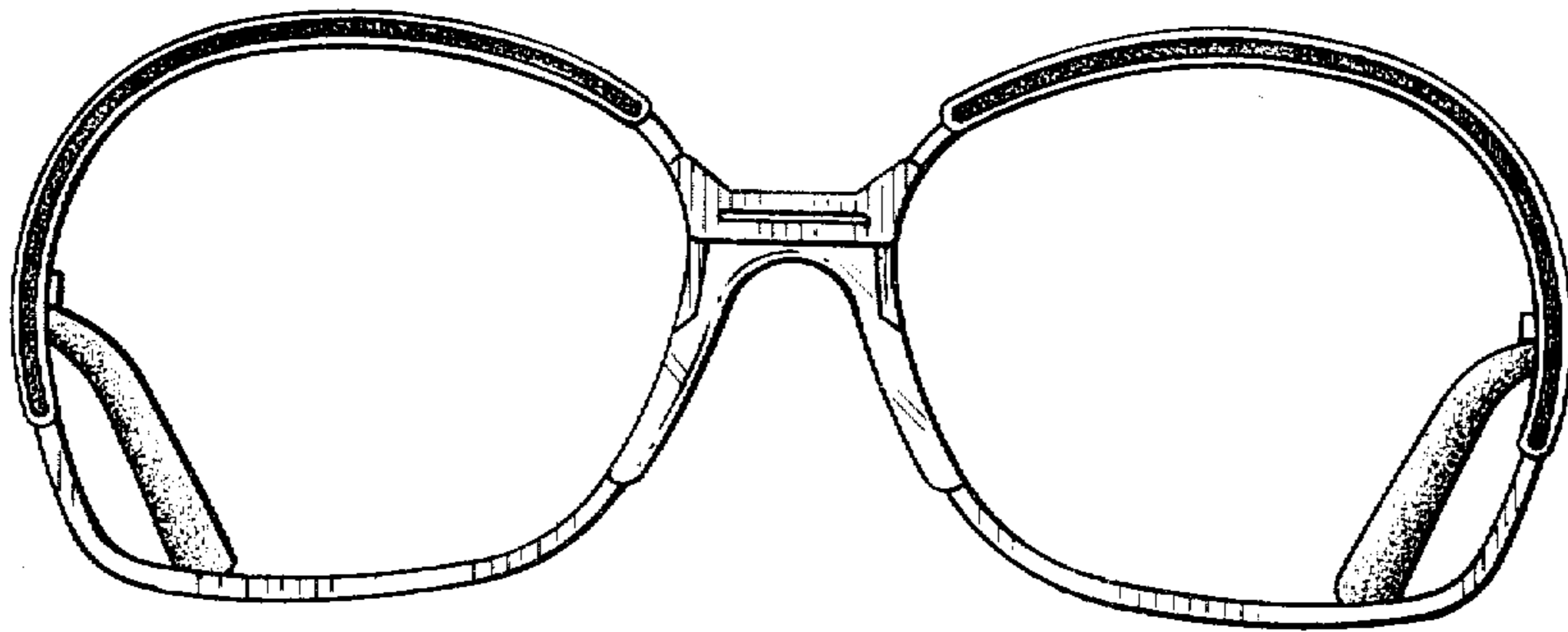


Fig. 2.

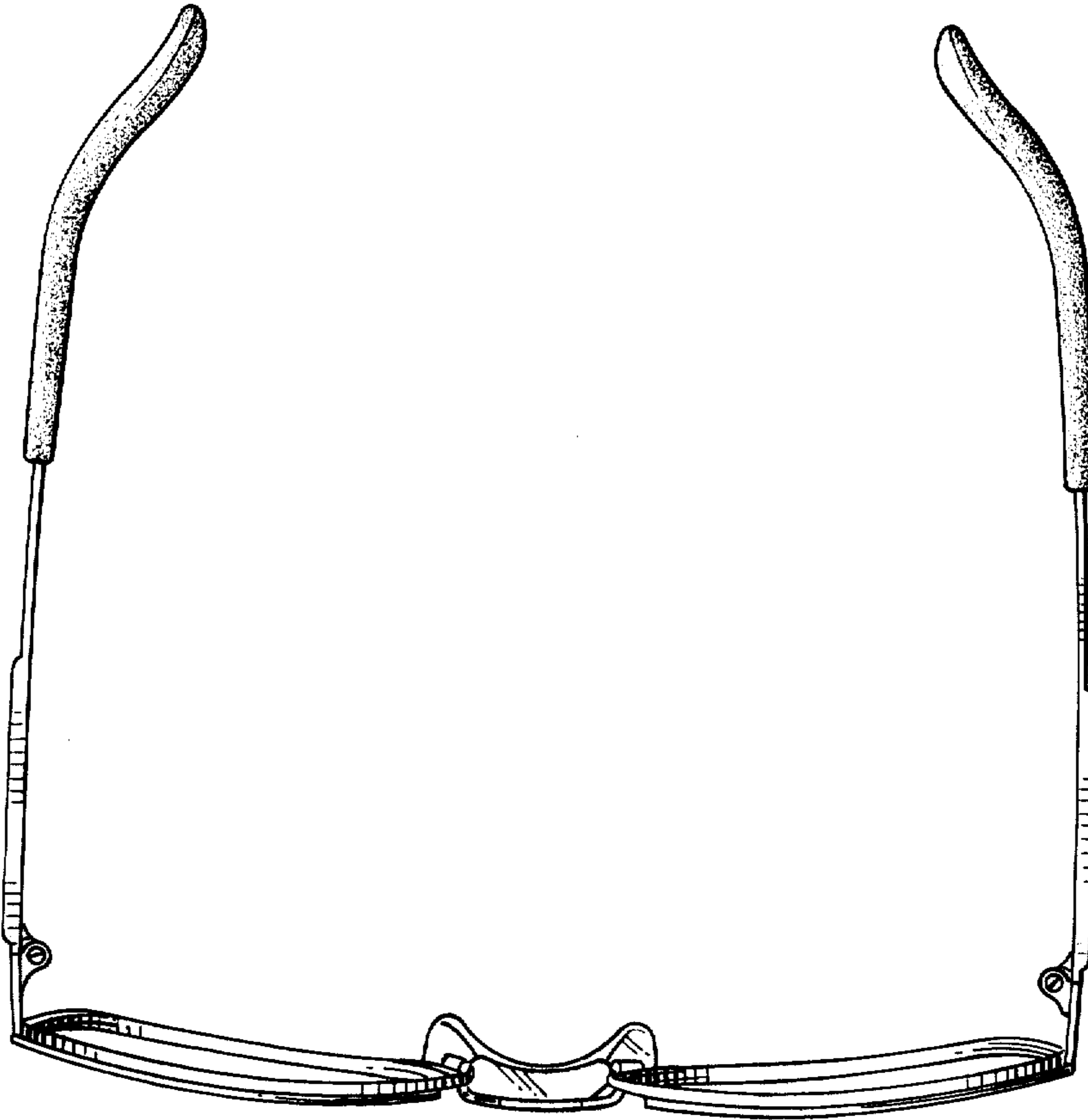


Fig. 3.

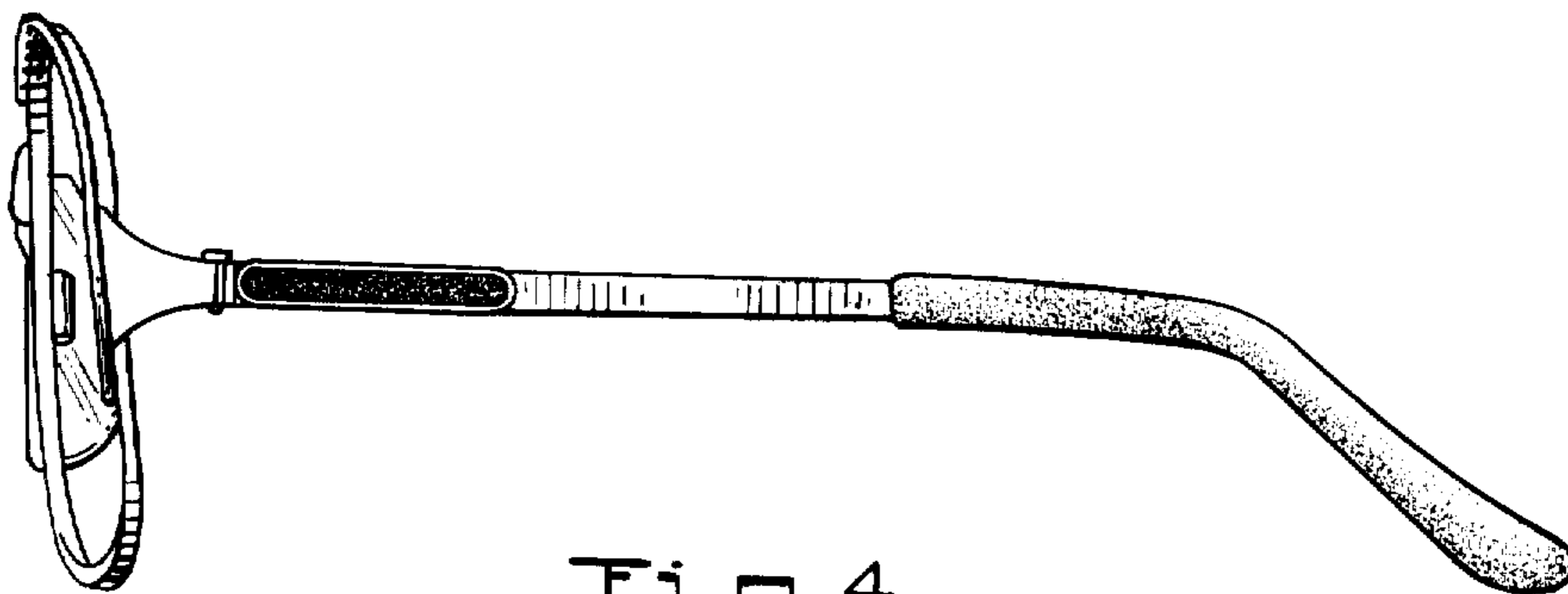


Fig. 4.