

[54] NASO-GASTRIC TUBE STABILIZER
[75] Inventor: Richard W. Hall, New Canaan, Conn.
[73] Assignee: Technalytics, Inc., N.J.
[**] Term: 14 Years
[21] Appl. No.: 152,686
[22] Filed: May 23, 1980
[51] Int. Cl. D24-02
[52] U.S. Cl. D24/53
[58] Field of Search 128/207.18, 207.17, 128/DIG. 26, 346, 348, 349, 350 R; 24/73 SA; D24/52, 53

3,730,187 5/1973 Reynolds 128/349 R
3,754,552 8/1973 King 128/207.18
3,993,081 11/1976 Cussell 128/207.18 X
4,106,505 8/1978 Salter et al. 128/207.18

Primary Examiner—Bernard Ansher
Attorney, Agent, or Firm—J. David Dainow

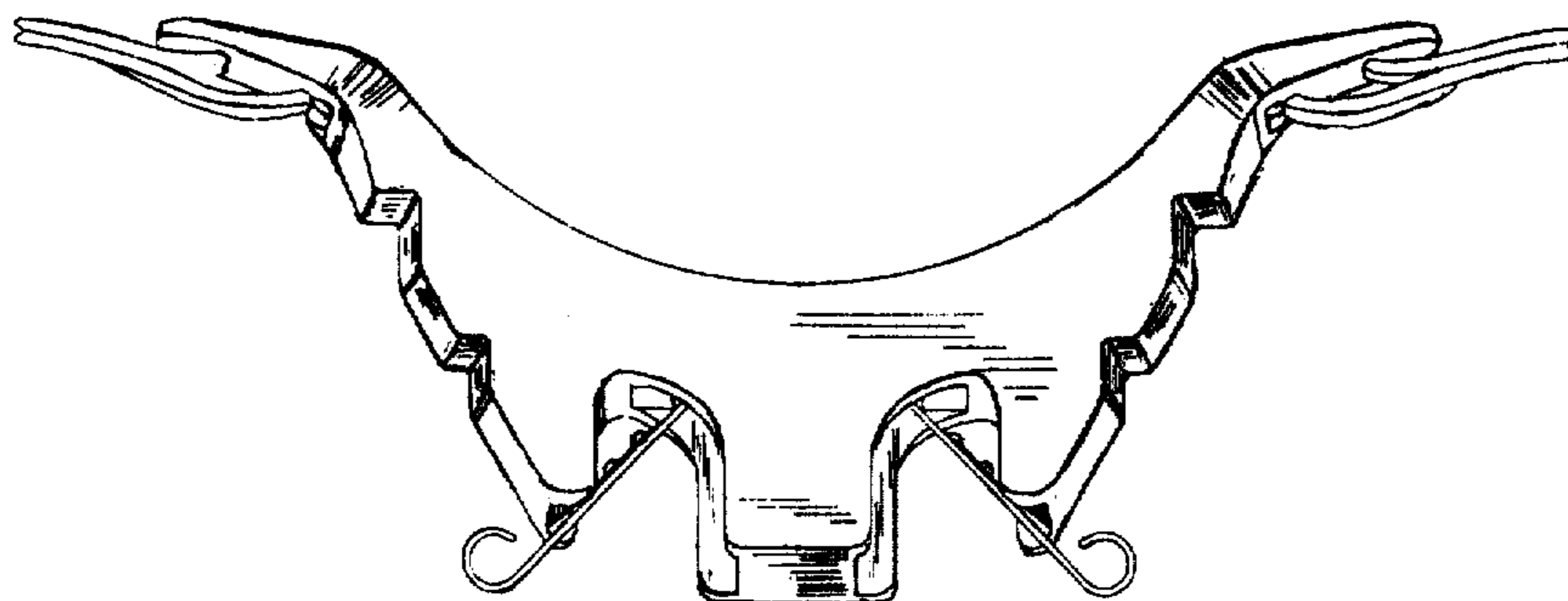
[57] CLAIM

The ornamental design for a naso-gastric tube stabilizer, as shown and described.

DESCRIPTION

FIG. 1 is a top plan view of a naso-gastric tube stabilizer showing our new design;
FIG. 2 is a front elevation view thereof;
FIG. 3 is a right-end elevation view thereof; the left end elevation view is the mirror image of same;
FIG. 4 is a rear elevation view thereof; and
FIG. 5 is a bottom plan view thereof;
The straps are fragmentarily shown for convenience of illustration.

[56] References Cited
U.S. PATENT DOCUMENTS
D. 246,989 1/1978 Higgins et al. D24/53
2,908,269 4/1958 Cheng 128/12
3,059,645 10/1962 Hasbrouck et al. 128/346



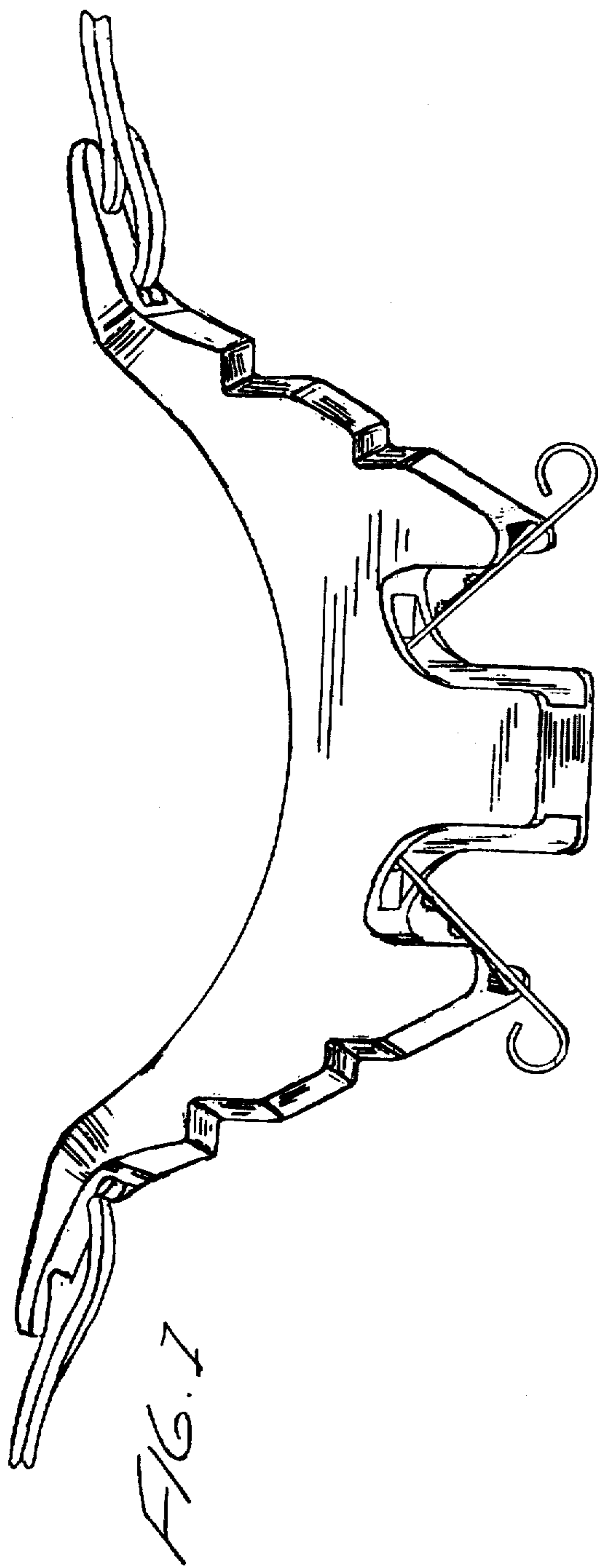
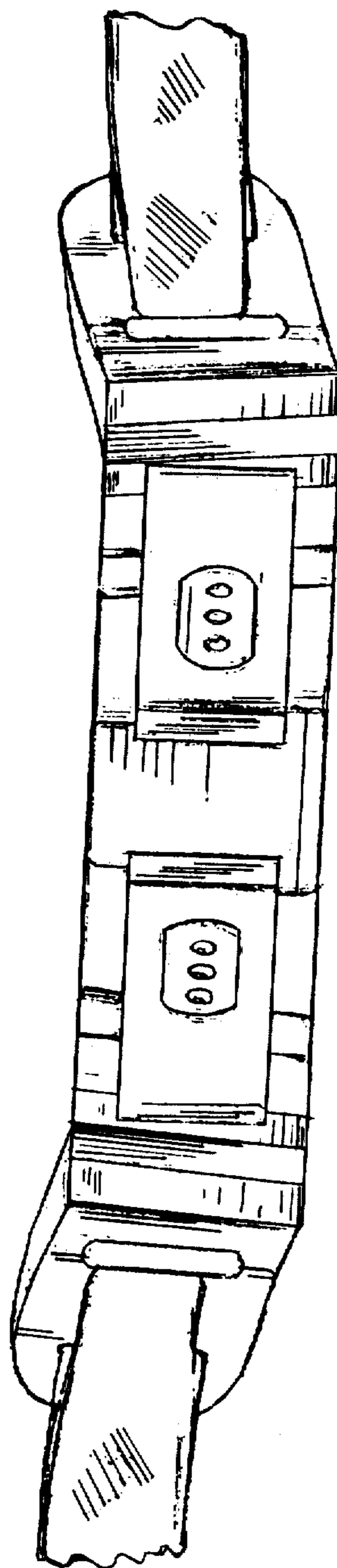


FIG. 2



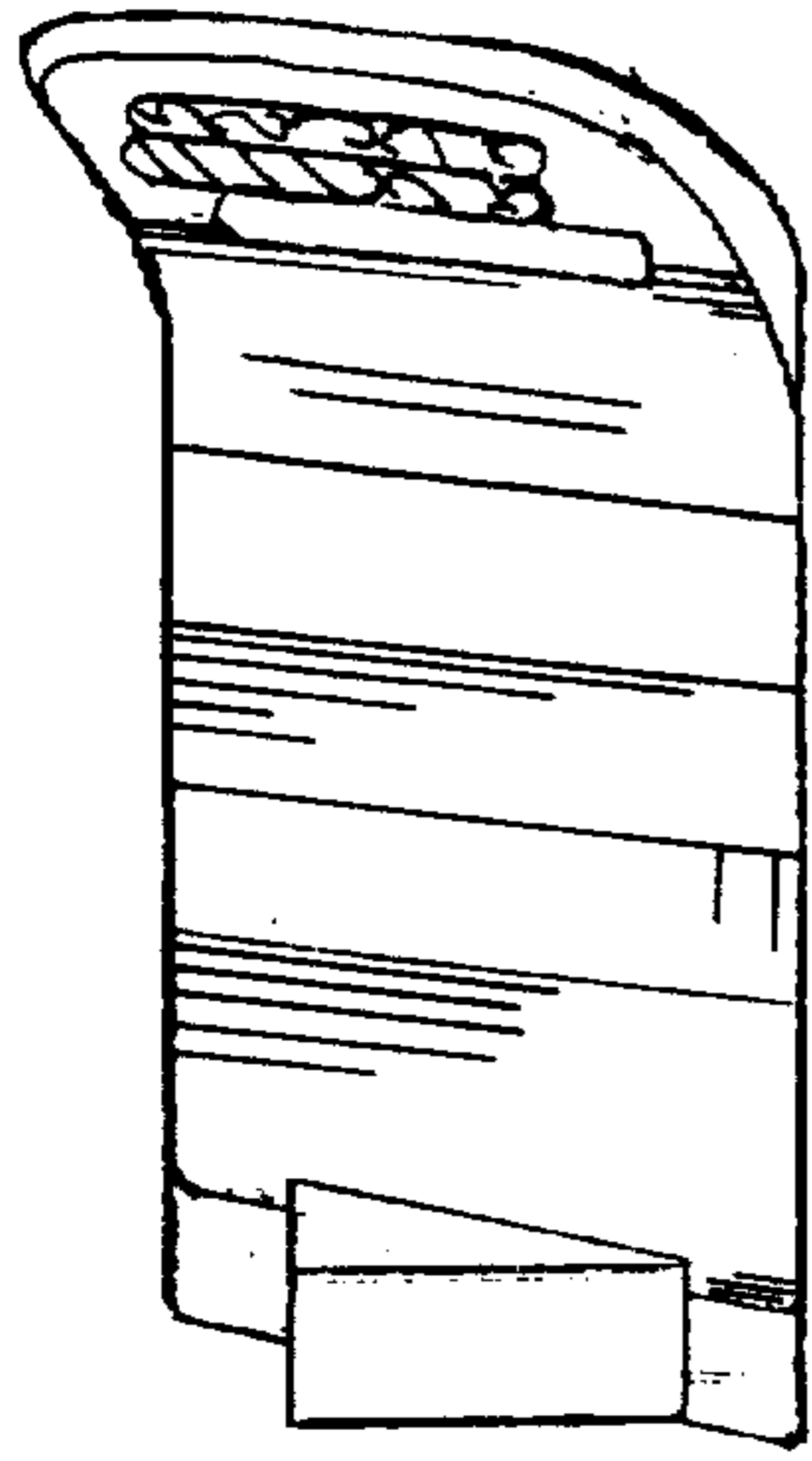


FIG. 3

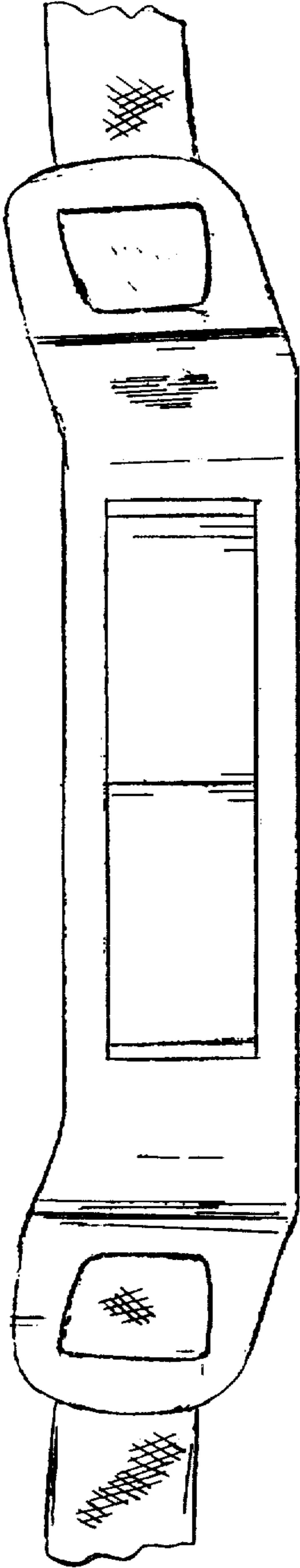


FIG. 4

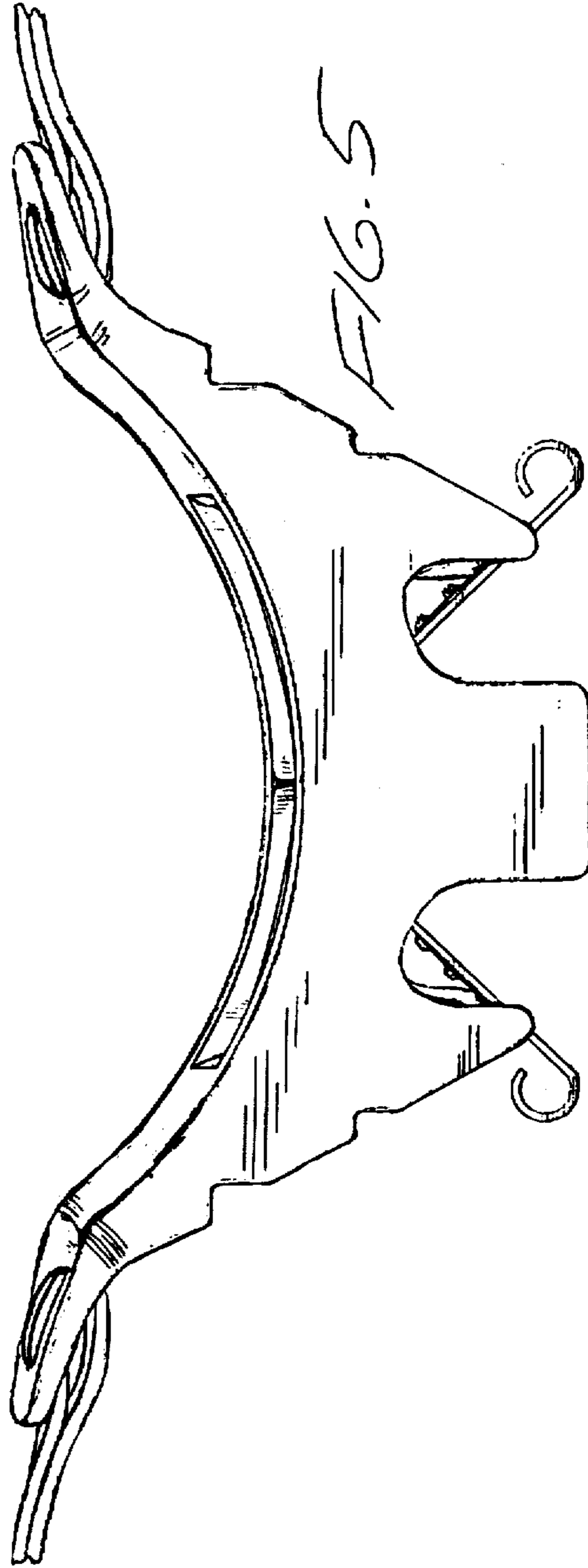


FIG. 5

UNITED STATES PATENT AND TRADEMARK OFFICE
CERTIFICATE OF CORRECTION

PATENT NO. : Des. No. 261,680

Page 1 of 4

DATED : November 3, 1981

INVENTOR(S) : Richard W. Hall

It is certified that error appears in the above-identified patent and that said Letters Patent is hereby corrected as shown below:

The Title Page and Sheets 1 and 2 of the drawings containing Figs. 1, 2, 3, 4 and 5 should appear as shown on the attached sheets.

Signed and Sealed this
Twent-eighth Day of September 1982

[SEAL]

Attest:

Attesting Officer

GERALD J. MOSSINGHOFF

Commissioner of Patents and Trademarks

United States Patent [19]
Hall

[11] **Des. 261,680**
 [45] **** Nov. 3, 1981**

[54] **NASO-GASTRIC TUBE STABILIZER**

[75] **Inventor:** Richard W. Hall, New Canaan, Conn.

[73] **Assignee:** Technalytics, Inc., N.J.

[**] **Term:** 14 Years

[21] **Appl. No.:** 152,686

[22] **Filed:** May 23, 1980

[51] **Int. Cl.** D24—02

[52] **U.S. Cl.** D24/53

[58] **Field of Search** 128/207.18, 207.17, 128/DIG. 26, 346, 348, 349, 350 R; 24/73 SA; D24/52, 53

[56] **References Cited**

U.S. PATENT DOCUMENTS

D. 246,989	1/1978	Higgins et al.	D24/53
2,908,269	4/1958	Cheng	128/12
3,059,645	10/1962	Hasbrouck et al.	128/346

3,730,187	5/1973	Reynolds	128/349 R
3,754,552	8/1973	King	128/207.18
3,993,081	11/1976	Cussell	128/207.18 X
4,106,505	8/1978	Salter et al.	128/207.18

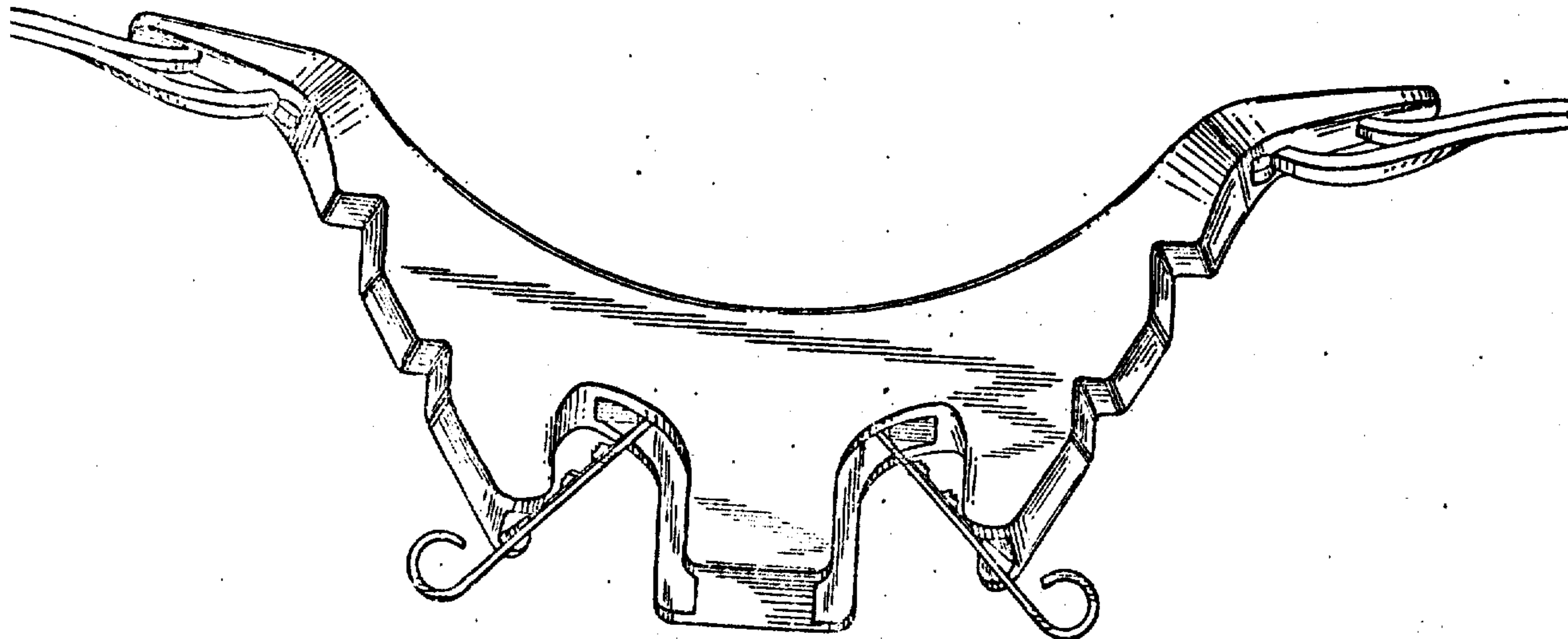
Primary Examiner—Bernard Ansher
Attorney, Agent, or Firm—J. David Dainow

[57] **CLAIM**

The ornamental design for a naso-gastric tube stabilizer, as shown and described.

DESCRIPTION

FIG. 1 is a top plan view of a naso-gastric tube stabilizer showing our new design;
 FIG. 2 is a front elevation view thereof;
 FIG. 3 is a right-end elevation view thereof; the left end elevation view is the mirror image of same;
 FIG. 4 is a rear elevation view thereof; and
 FIG. 5 is a bottom plan view thereof;
 The straps are fragmentarily shown for convenience of illustration.



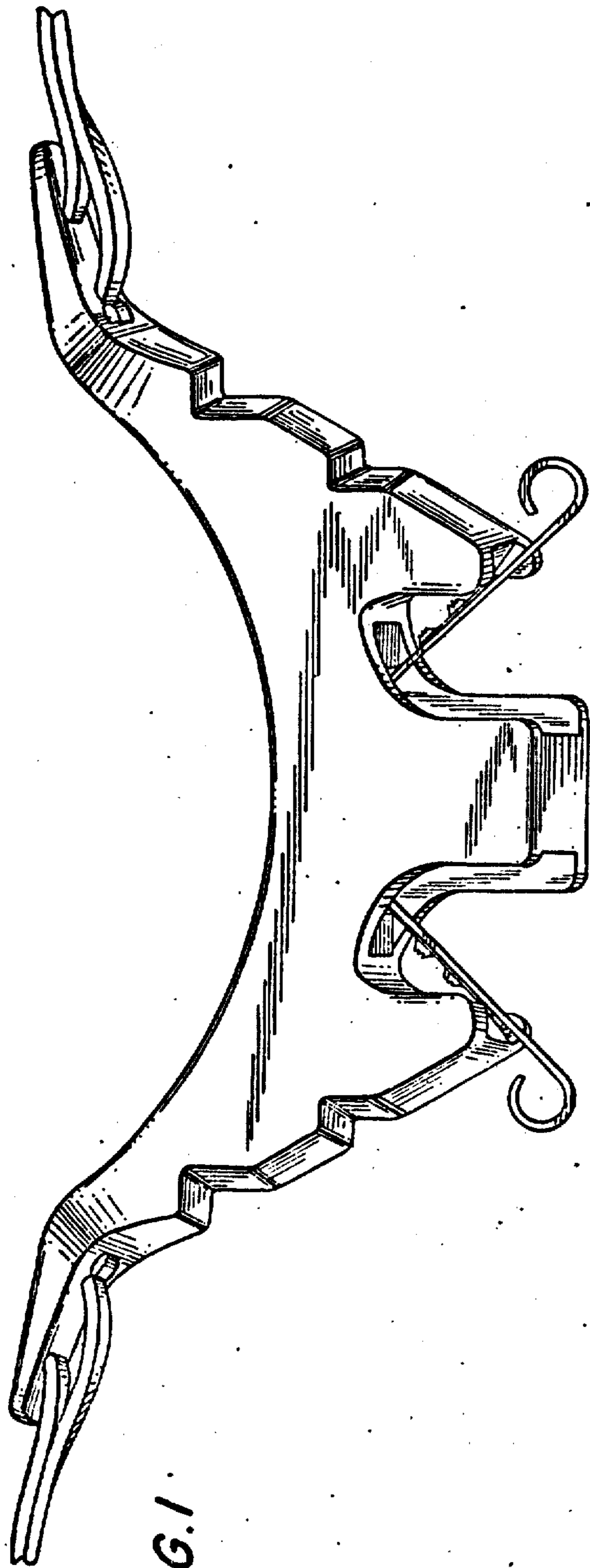


FIG. 1

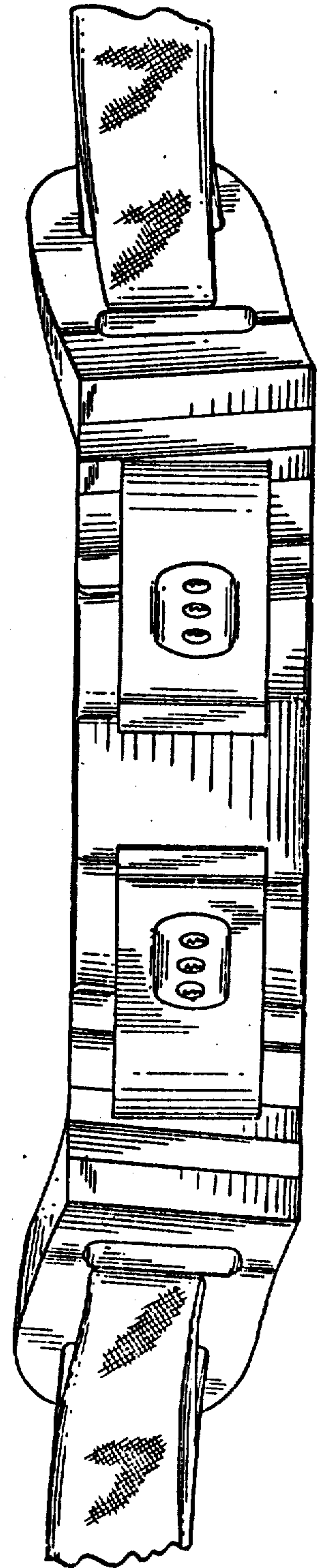


FIG. 2

FIG. 3

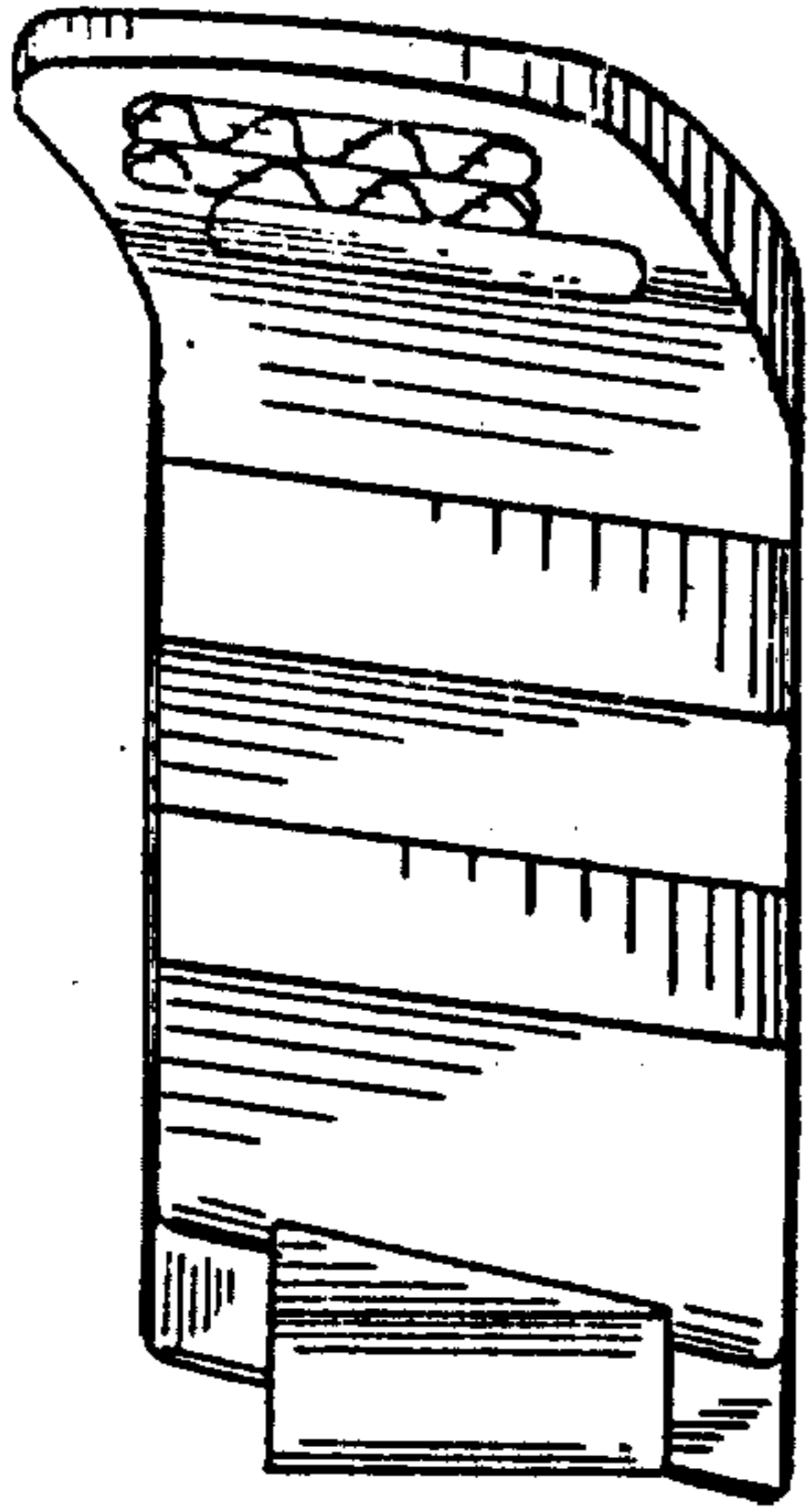


FIG. 4

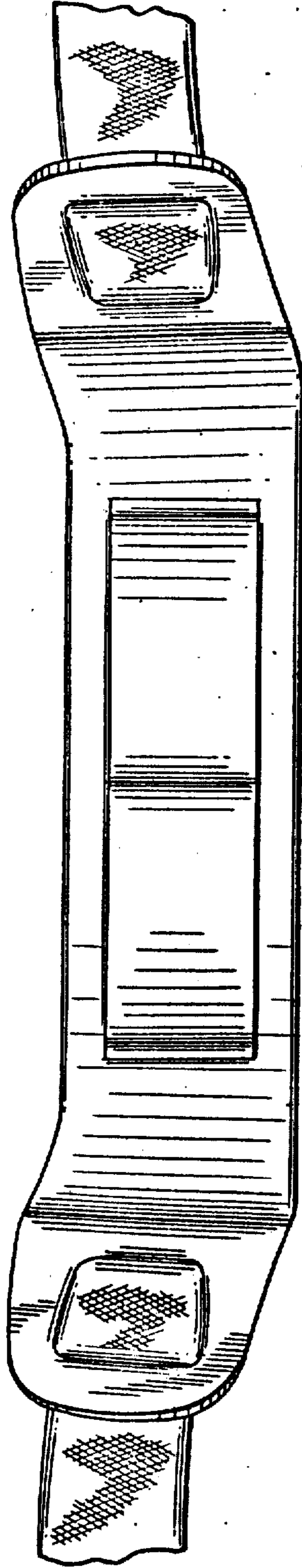


FIG. 5

