

# United States Patent [19]

Kuramoto

[11] **Des. 261,627**

[45] **\*\* Nov. 3, 1981**

[54] **VOLT-OHM-AMMETER OR THE LIKE**

[75] Inventor: **Takeo Kuramoto, Tokyo, Japan**

[73] Assignee: **Kyoritsu Electrical Instruments Works, Ltd., Tokyo, Japan**

[\*\*] Term: **14 Years**

[21] Appl. No.: **73,957**

[22] Filed: **Sep. 10, 1979**

[51] Int. Cl. .... **D10-04**

[52] U.S. Cl. .... **D10/79**

[58] Field of Search ..... **D10/46, 75, 79, 78, D10/80, 102-103; 324/127, 129; 336/176, 90**

[56] **References Cited**

## U.S. PATENT DOCUMENTS

D. 210,211 2/1968 Schwartz ..... D10/79  
D. 210,282 2/1968 Schwartz ..... D10/79

D. 219,217 11/1970 Sakow ..... D10/79  
D. 219,273 11/1970 Shimasaki ..... D10/79  
D. 242,608 12/1976 Melvin ..... D10/79  
D. 251,060 2/1979 Kuramoto ..... D10/79

*Primary Examiner*—Nelson C. Holtje  
*Attorney, Agent, or Firm*—Kurt Kelman

[57] **CLAIM**

The ornamental design for a volt-ohm-ammeter or the like, as shown and described.

## DESCRIPTION

FIG. 1 is a front elevational view of a volt-ohm-ammeter or the like, showing my new design;  
FIG. 2 is a right side elevational view thereof;  
FIG. 3 is a left side elevational view thereof;  
FIG. 4 is a rear elevational view thereof;  
FIG. 5 is a top plan view thereof;  
FIG. 6 is a bottom plan view thereof; and  
FIG. 7 is a top and right front perspective view thereof.

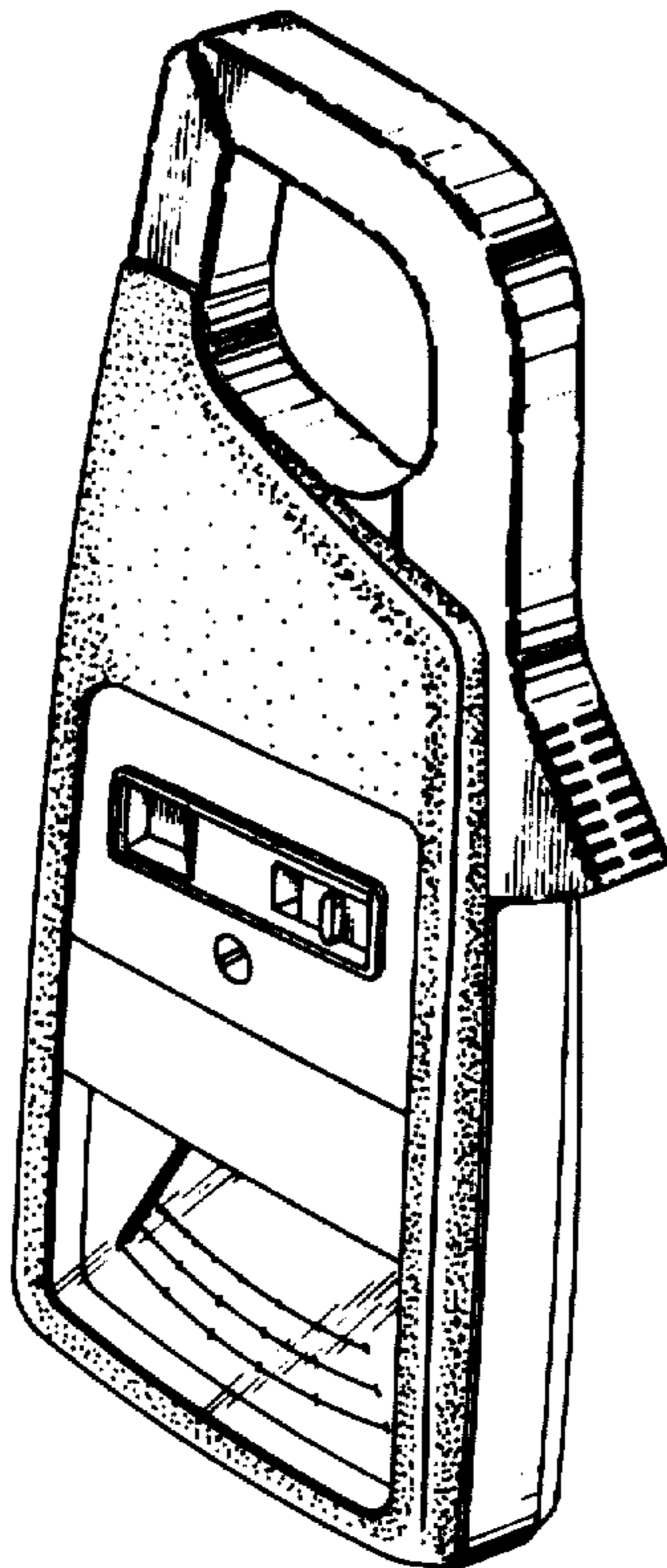


Fig. 6

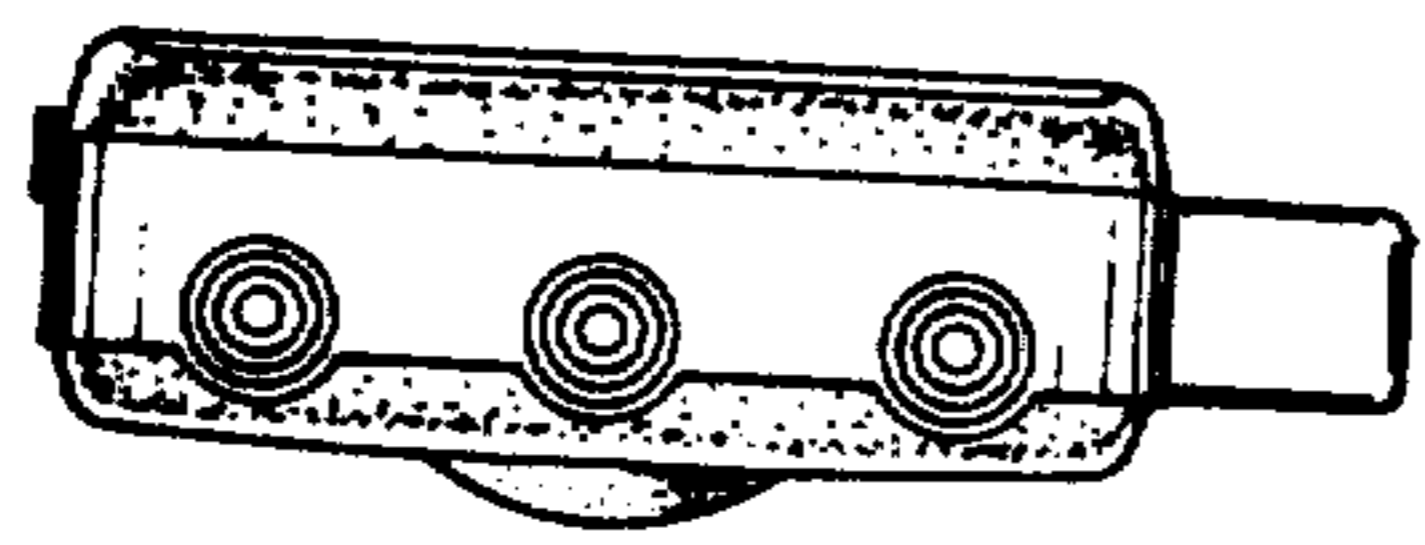


Fig. 5

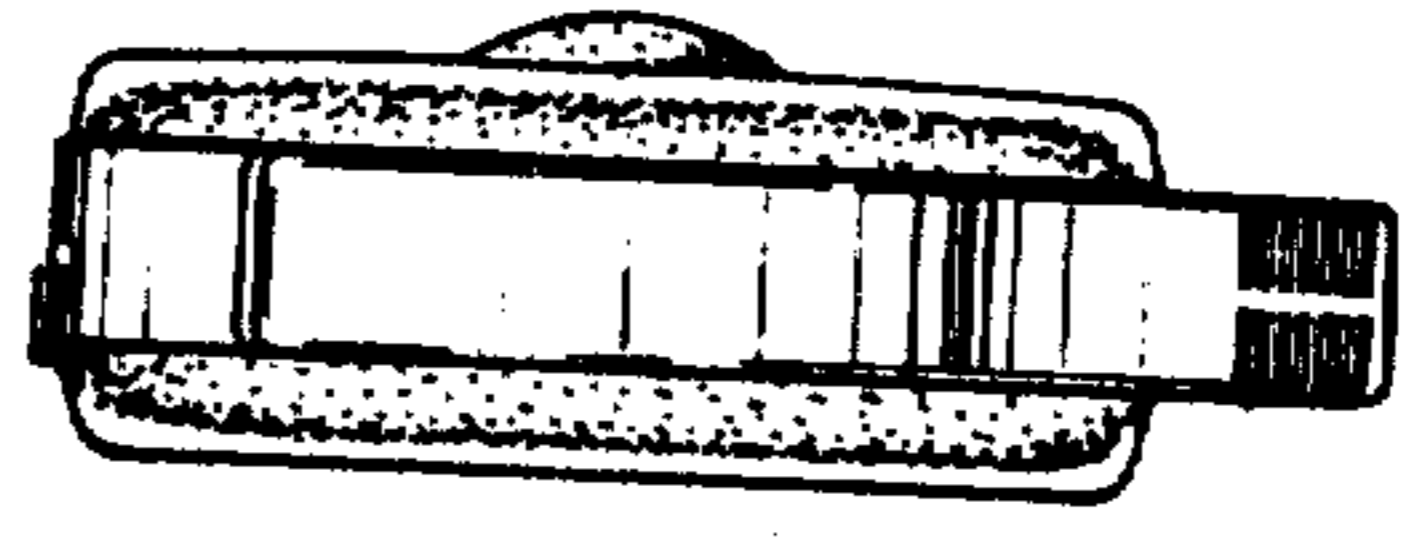


Fig. 3

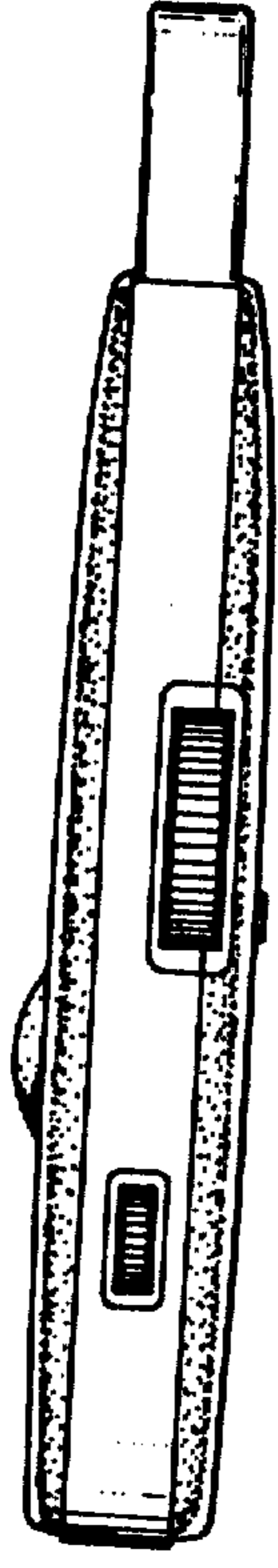


Fig. 2




Fig. 1




Fig. 4

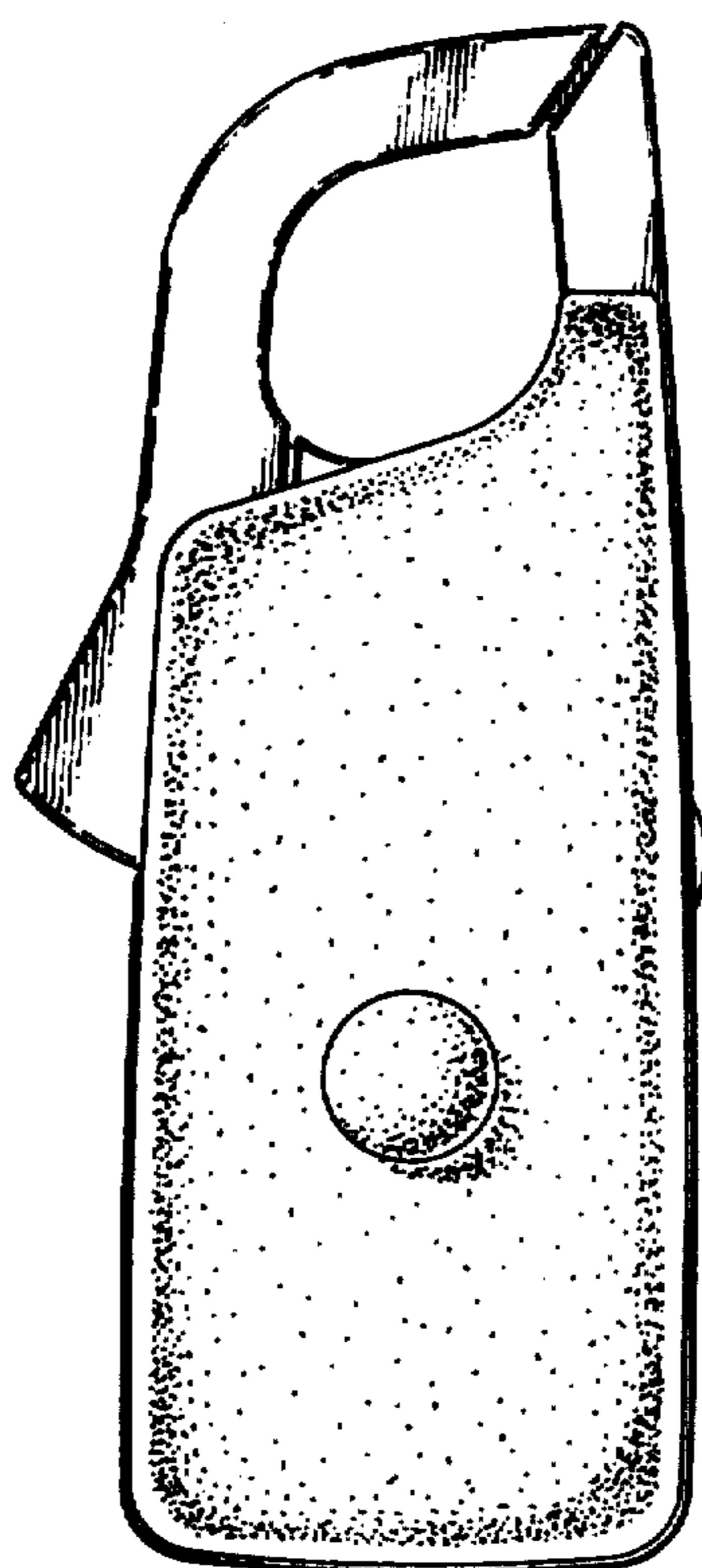


Fig. 7

