

[54] COMBINED RULER AND LETTER OPENER

[76] Inventor: Walter Henkels, Holunderweg 1, 5142 Hüchelhoven, Fed. Rep. of Germany

[**] Term: 14 Years

[21] Appl. No.: 65,971

[22] Filed: Aug. 13, 1979

[30] Foreign Application Priority Data

Mar. 2, 1979 [DE] Fed. Rep. of Germany MR 121

[51] Int. Cl. D8-03

[52] U.S. Cl. D8/104; D10/71

[58] Field of Search D8/102, 103, 104; D10/70, 71, 72, 74; 33/484, 485, 494

[56] References Cited

U.S. PATENT DOCUMENTS

- D. 92,791 7/1934 Burgess D8/104
- D. 107,570 12/1937 Erk D8/104 X
- D. 141,490 6/1945 Henderson D8/104 X
- D. 169,226 3/1953 Sandberg D10/71
- D. 172,945 9/1954 Baker D8/104 X
- D. 177,697 5/1956 Salm D8/104 X
- D. 235,091 5/1975 Daenen D8/104
- D. 245,109 7/1977 Yoshioka D10/71 X

- D. 252,973 9/1979 Bateman D10/104
- 418,870 1/1890 Hazlett 33/485 X
- 1,453,900 5/1923 Ahearn D10/71 X

FOREIGN PATENT DOCUMENTS

- 431476 6/1948 Italy 33/485

OTHER PUBLICATIONS

Grammes Cat.-Advertising Specialties ©1939, p. 20, Letter Opener-Ruler, 2nd from top.

Primary Examiner—Nelson C. Holtje
Attorney, Agent, or Firm—Diller, Ramik & Wight

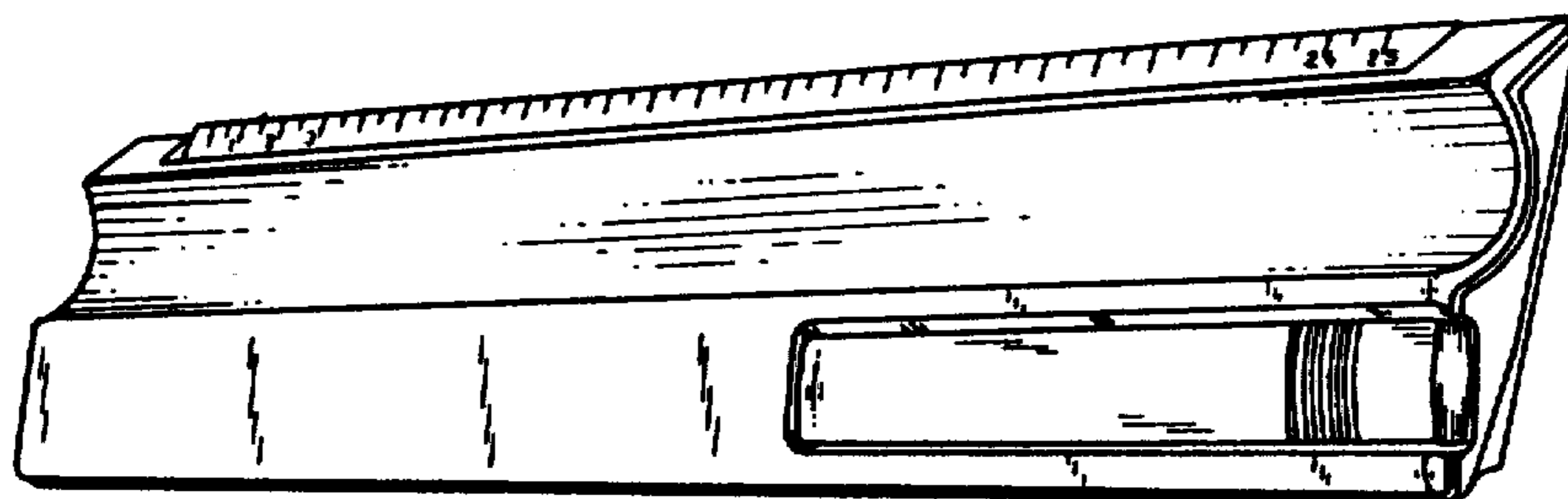
[57] CLAIM

The ornamental design for a combined ruler and letter opener, as shown and described.

DESCRIPTION

FIG. 1 is a perspective view of a combined ruler and letter opener with a letter-opener showing my new design,

FIG. 2 is a front elevational view thereof,
FIG. 3 is a right end elevational view thereof,
FIG. 4 is a left end elevational view thereof,
FIG. 5 is a top plan view thereof,
FIG. 6 is a rear elevational view thereof; and
FIG. 7 is a bottom plan view thereof.



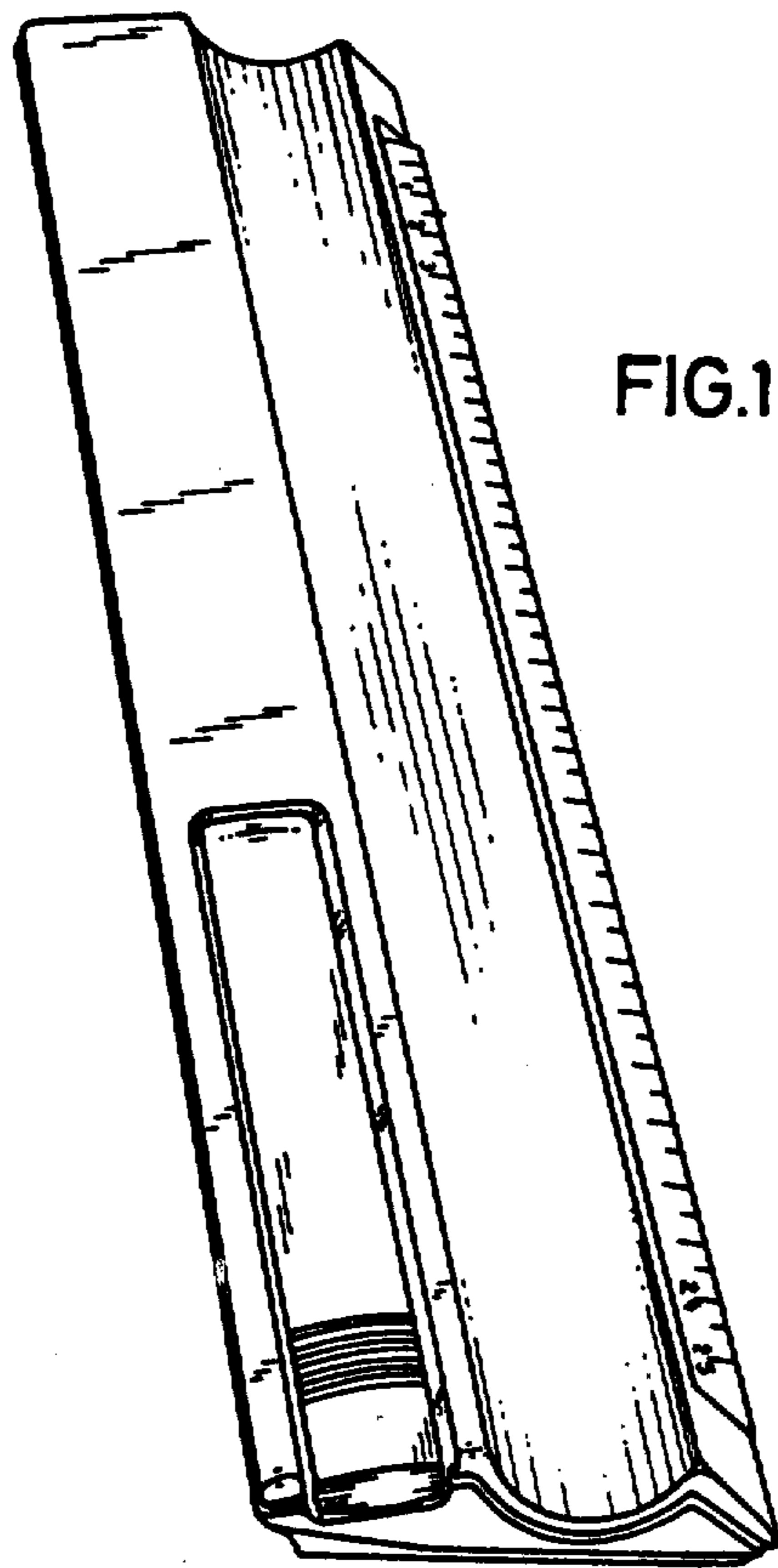


FIG. 1

FIG.2




FIG.4



FIG.3

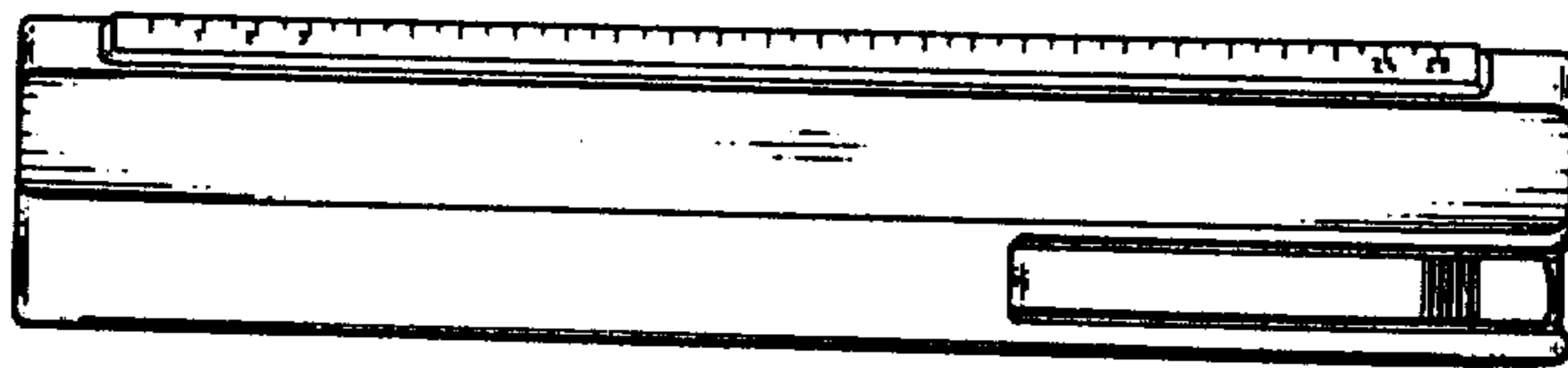


FIG.5

FIG.6




FIG.7