

- [54] **ICE PAIL**  
[75] Inventor: **Toshio Miyazaki**, Tsubame, Japan  
[73] Assignee: **Kabushiki Kaisha Miyazaki Seisakusho**, Japan  
[\*\*] Term: **14 Years**  
[21] Appl. No.: **62,169**  
[22] Filed: **Jul. 30, 1979**  
[30] **Foreign Application Priority Data**  
Feb. 5, 1979 [JP] Japan ..... 54-4141  
[51] Int. Cl. .... **D07-01**  
[52] U.S. Cl. .... **D7/78**  
[58] Field of Search ..... D7/3, 17, 79, 78, 77,  
D7/16, 18, 76; 62/457, 371  
[56] **References Cited**  
**U.S. PATENT DOCUMENTS**  
D. 157,637 3/1950 Shawver ..... D7/77

- D. 215,866 11/1969 Jacobsen ..... D7/78  
D. 242,835 12/1976 Loscalzo ..... D7/79  
D. 250,314 11/1978 Elliott et al. .... D7/17 X

**FOREIGN PATENT DOCUMENTS**

- 243904 12/1925 United Kingdom ..... D7/78

*Primary Examiner*—Winifred E. Herrmann  
*Attorney, Agent, or Firm*—Robert E. Burns; Emmanuel J. Lobato; Bruce L. Adams

[57] **CLAIM**

The ornamental design for an ice pail, substantially as shown and described.

**DESCRIPTION**

FIG. 1 is a front elevational view of an ice pail showing my new design,  
FIG. 2 is a right side elevational view thereof,  
FIG. 3 is a top plan view thereof,  
FIG. 4 is a bottom plan view thereof,  
FIG. 5 is a cross-sectional view along A—A line in FIG. 3.





Fig. 1




Fig. 2

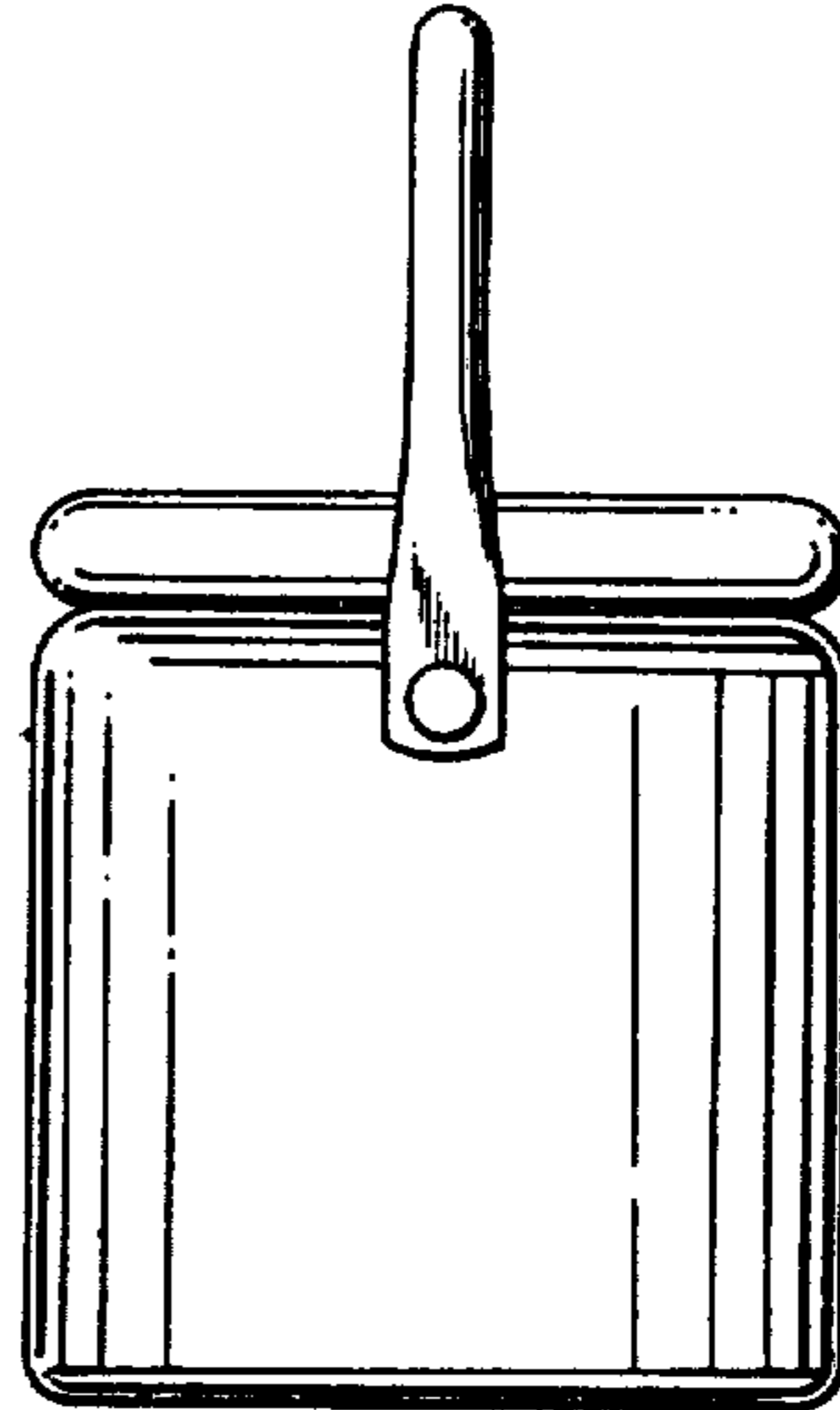


Fig. 3


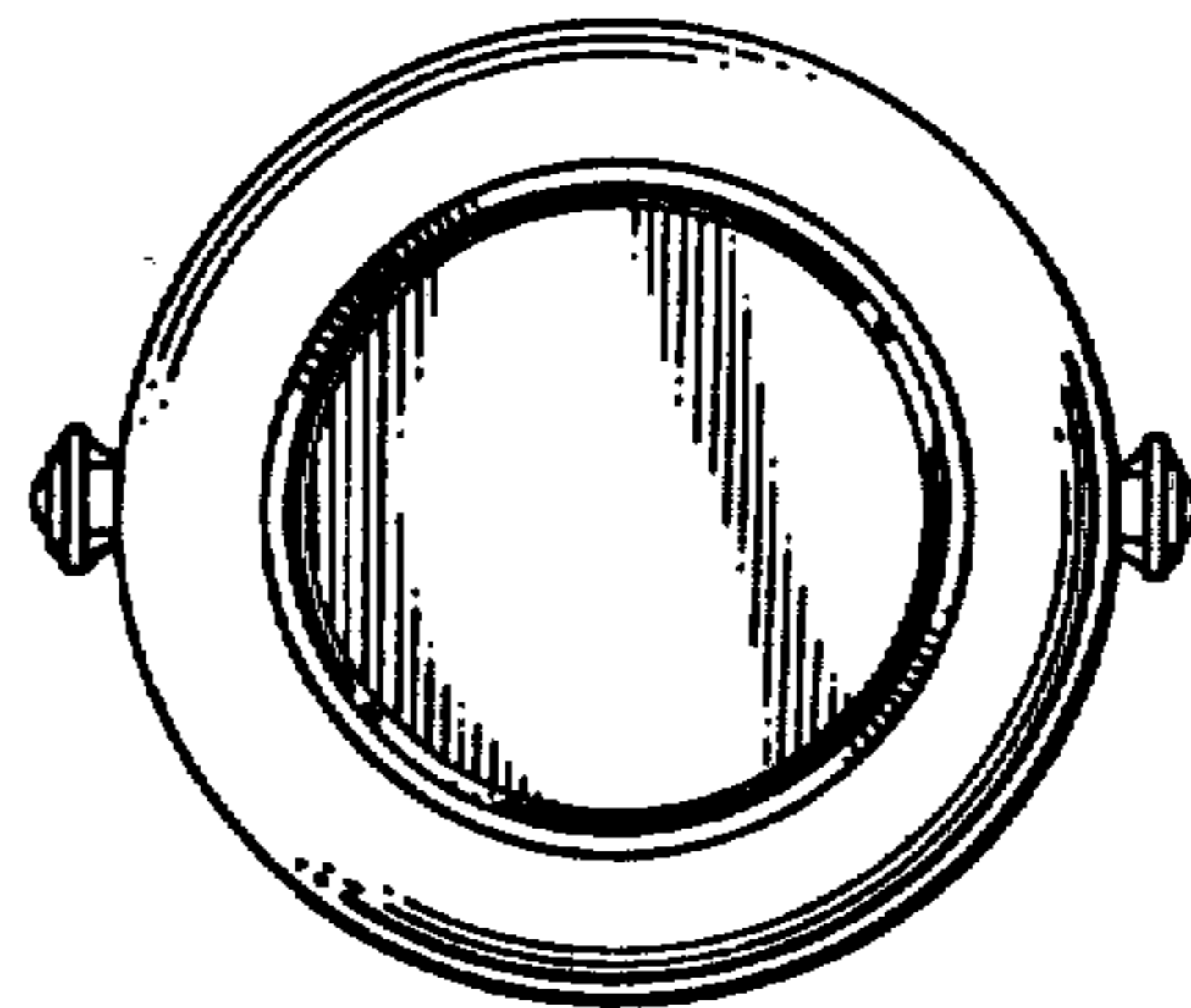


Fig. 4



*Fig. 5*

