

[54] FOOD TRAY

3,754,640 8/1973 Bridges ..... 206/545  
3,799,386 3/1974 Madalin ..... D7/38 X

[75] Inventor: Walter B. Herbst, Evanston, Ill.

Primary Examiner—Winifred E. Herrmann  
Attorney, Agent, or Firm—Larry N. Barger

[73] Assignee: American Hospital Supply Corporation, Evanston, Ill.

[\*\*] Term: 14 Years

[57] CLAIM

[21] Appl. No.: 76,511

The ornamental design for a food tray, as shown and described.

[22] Filed: Sep. 17, 1979

DESCRIPTION

[51] Int. Cl. .... D07-99

FIG. 1 is a top plan view of a food tray showing my new design;

[52] U.S. Cl. .... D7/38; D9/347

FIG. 2 is a side elevational view thereof;

[58] Field of Search ..... D7/37, 38; D9/341, 347, D9/424, 425, 426, 427, 431; D99/49, 50, 44; 229/2.5; 220/469; 206/545

FIG. 3 is a bottom plan view thereof;

FIG. 4 is a right end elevational view of FIG. 2, the left end elevational view being a mirror image thereof;

[56] References Cited

FIG. 5 is a sectional view taken along line 5-5 of FIG. 1;

U.S. PATENT DOCUMENTS

FIG. 6 is an enlarged fragmentary sectional view taken along line 6-6 of FIG. 1; and

D. 199,684 12/1964 Lombardo ..... D7/38

FIG. 7 is an enlarged fragmentary sectional view taken along line 7-7 of FIG. 1.

D. 206,763 1/1967 Kirwan ..... D7/38

D. 219,240 11/1970 Bridges et al. .... D7/38

3,608,770 9/1971 Naimoli ..... 206/545X

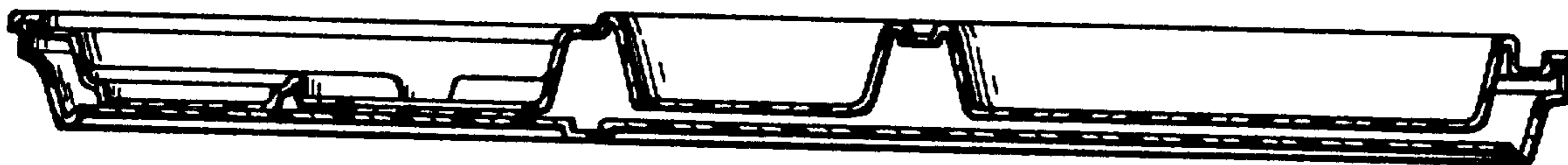
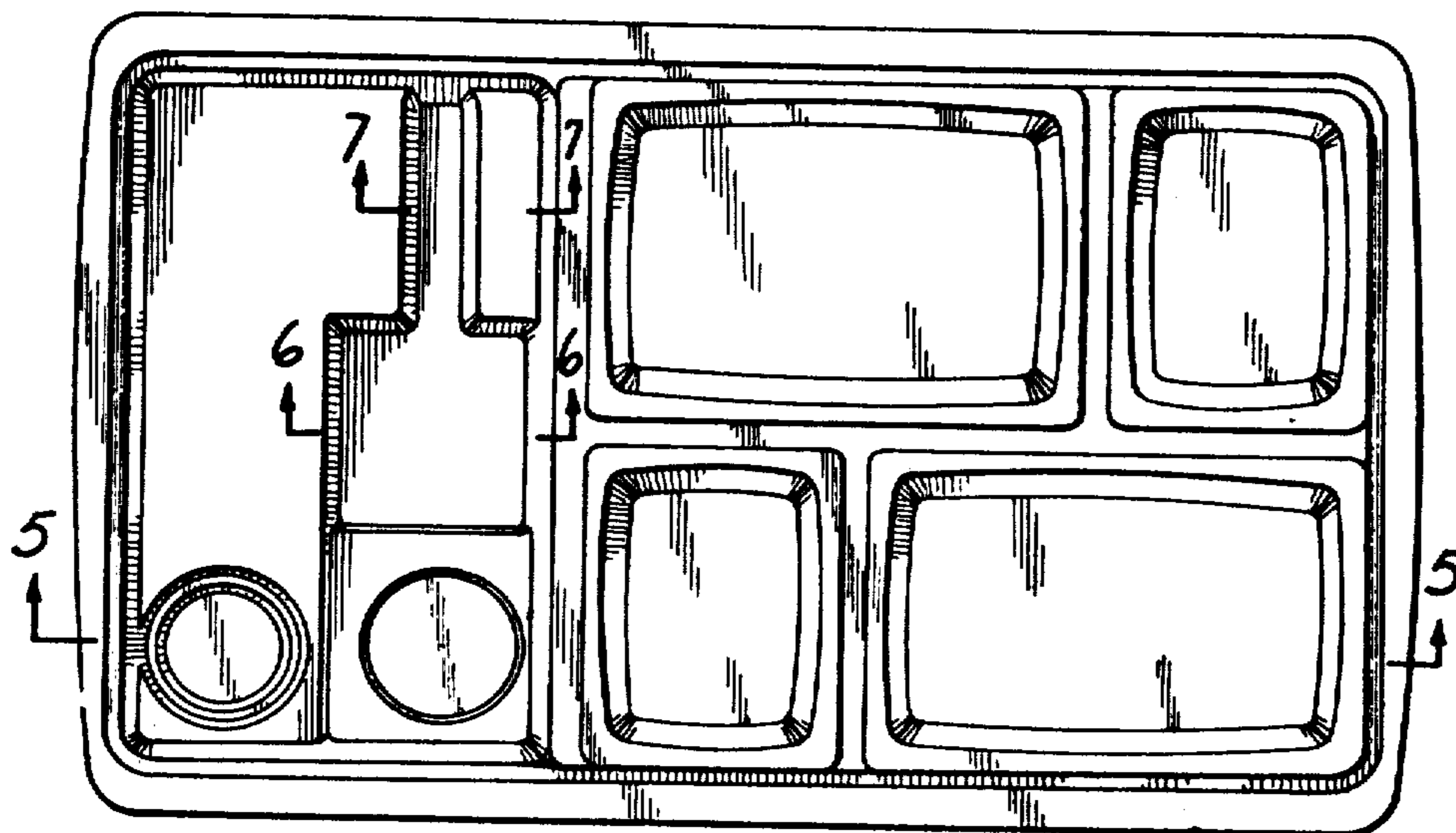


FIG. 1

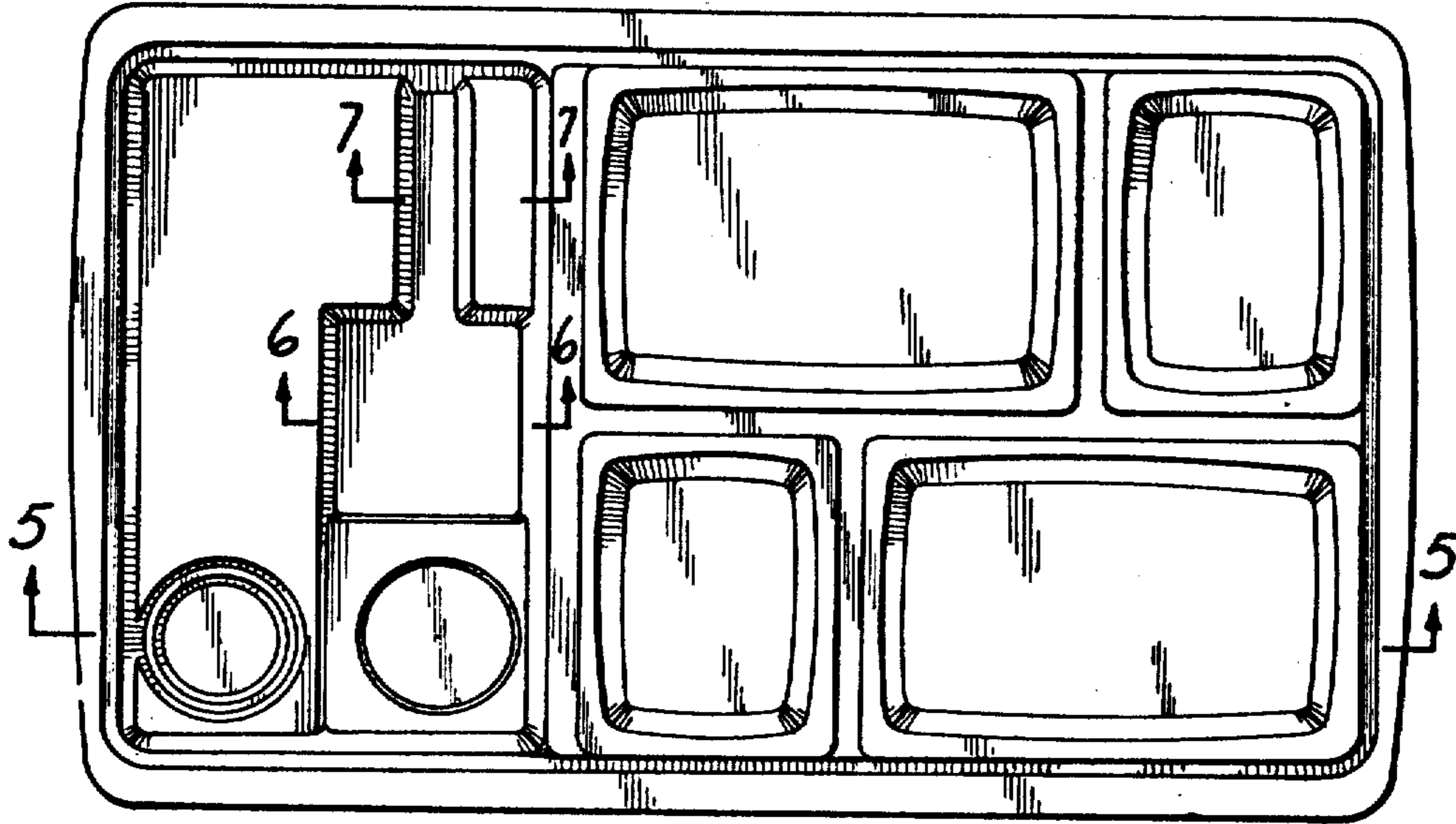


FIG. 2


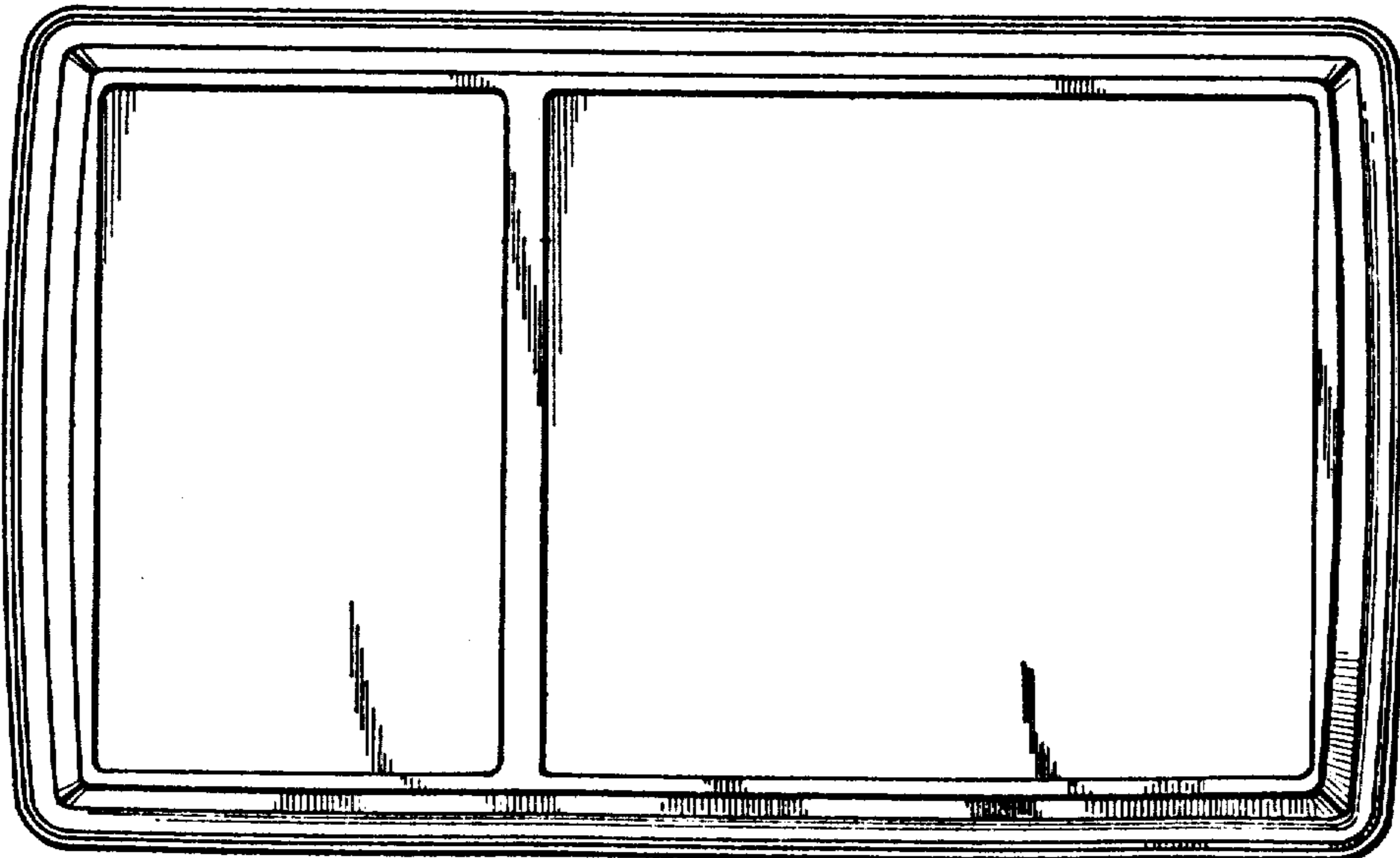



FIG. 3




*FIG. 4*



*FIG. 5*



*FIG. 6*



*FIG. 7*

