

[54] **COMBINED CHAIR AND TABLET ARM**

[75] Inventor: **Robert Heritage**, London, England

[73] Assignee: **Steelcase Inc.**, Grand Rapids, Mich.

[*] Notice: The portion of the term of this patent subsequent to Nov. 3, 1995, has been disclaimed.

[**] Term: **14 Years**

[21] Appl. No.: **918,325**

[22] Filed: **Jun. 22, 1978**

[51] Int. Cl. **D6-05**

[52] U.S. Cl. **D6/42; D6/56**

[58] Field of Search **D6/42-45, D6/47-78; 297/294, 239**

[56] **References Cited**

U.S. PATENT DOCUMENTS

D. 102,999	2/1937	Terker	D6/56
D. 230,669	3/1974	Hendrickson et al.	D6/42
D. 230,788	3/1974	Petersen	D6/56
D. 232,215	7/1974	Lamb	D6/56
D. 245,553	8/1977	DeFuccio	D6/75

2,637,371	5/1953	Boutin	297/294
3,847,433	11/1974	Acton et al.	297/239

OTHER PUBLICATIONS

Interiors, 1-77, p. 52, Chair top left by Howell.
 Kreuger Cat. No. 1900, 2-15-69, p. 18, Tablet Arm Chair top right.
 Design Cat. 11-77, p. 52, Chair by Race Furniture Ltd.
 Domus Catalog, Jul. 1970, p. 33.
 Domus Catalog, Nov. 1971, p. 31.

Primary Examiner—Bruce W. Dunkins
Attorney, Agent, or Firm—Price, Heneveld, Huizenga & Cooper

[57] **CLAIM**

The ornamental design for a combined chair and tablet arm, substantially as shown and described.

DESCRIPTION

FIG. 1 is a top, front, left perspective view of a combined chair and tablet arm showing my new design; FIG. 2 is a right side elevational view thereof, the left side of which corresponds; FIG. 3 is a rear elevational view thereof; and FIG. 4 is a perspective view similar to FIG. 1 but showing the chair with the seat in a tipped-up condition.

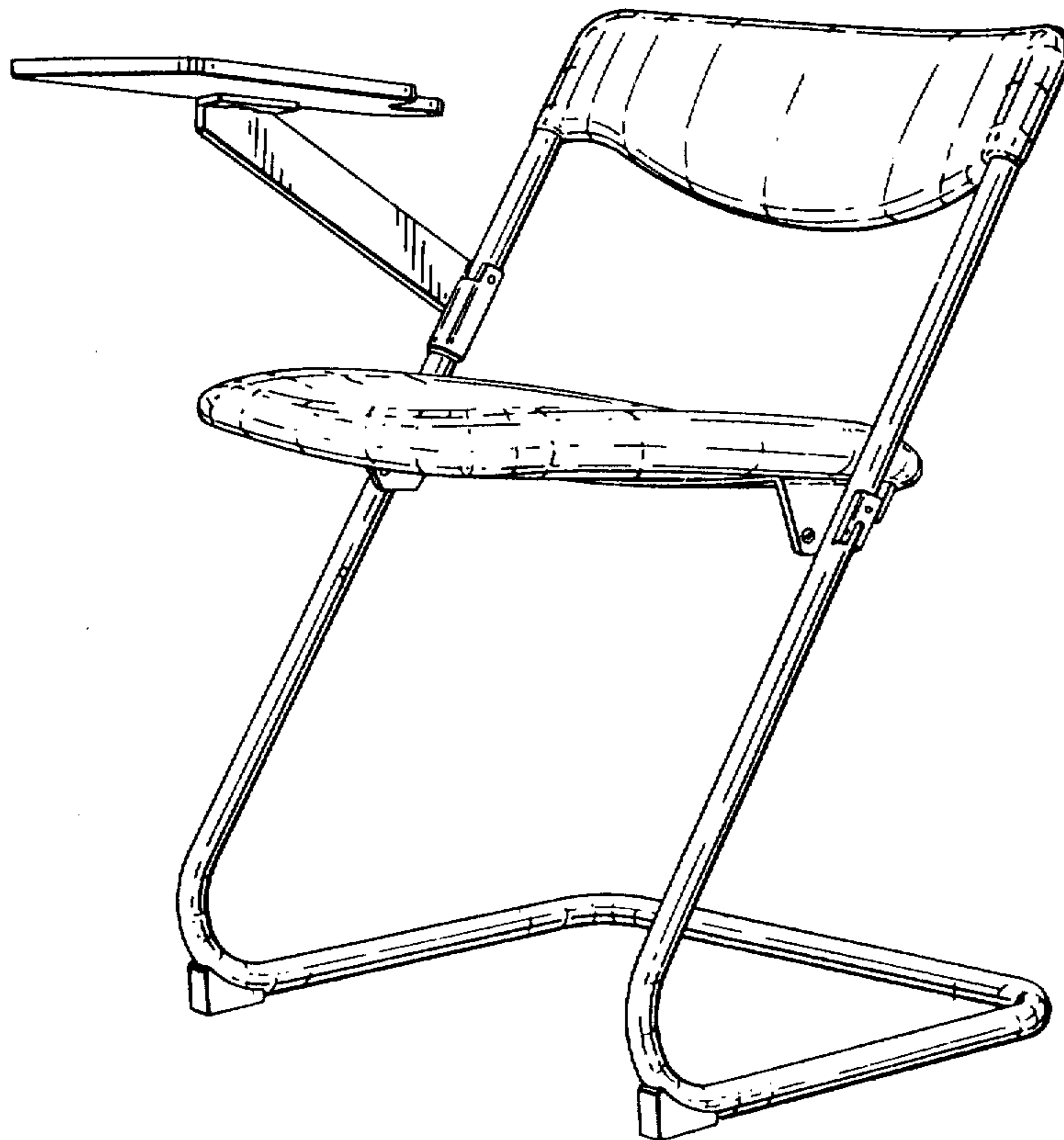


FIG. 1.



FIG. 2.

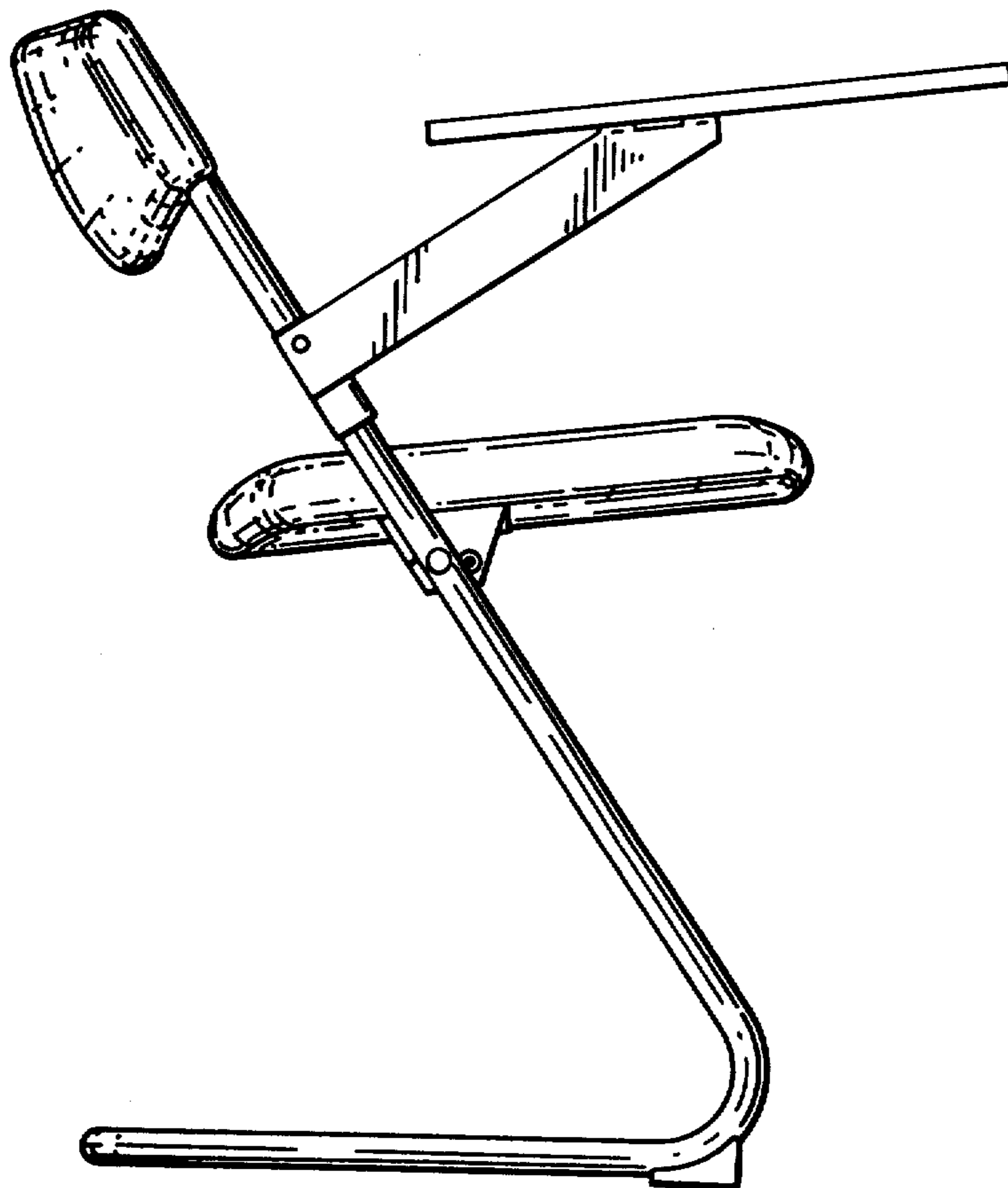


FIG. 3.

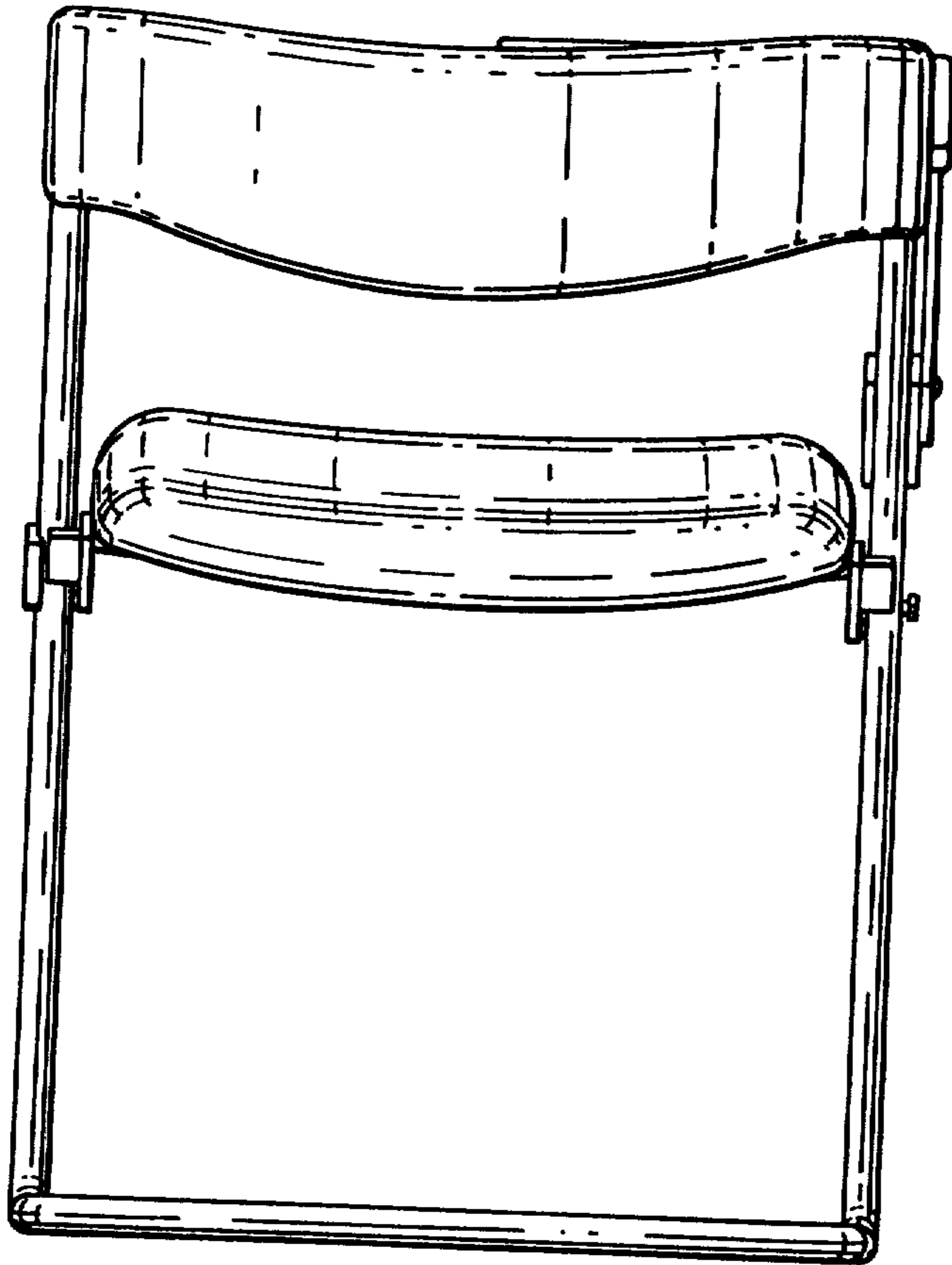


FIG. 4.

