

United States Patent [19]

Gordon et al.

[11] **Des. 261,570**

[45] **** Nov. 3, 1981**

[54] CONTOURED SANDAL INNERSOLE

[75] Inventors: **Andrew W. Gordon**, Swampscott;
Carlman Fisher, Marblehead, both of
Mass.

[73] Assignee: **Northern Shoe Bindings Co., Inc.**,
Lynn, Mass.

[**] Term: **14 Years**

[21] Appl. No.: **51,955**

[22] Filed: **Jun. 25, 1979**

[51] Int. Cl. **D2-04**

[52] U.S. Cl. **D2/318**

[58] Field of Search **D2/318, 319, 322, 324,**
D2/270; 36/43, 44, 88, 91, 92, 93, 11.5

[56] **References Cited**

U.S. PATENT DOCUMENTS

2,917,844 12/1959 Scholl **D2/318 X**
3,063,457 11/1962 Bittner **128/615**

3,398,469 8/1968 Bressan **36/11.5**
3,410,006 11/1968 Vogel **D2/318 X**
3,530,489 9/1970 Appleton **36/44**
4,084,333 4/1978 Del Vecchio **36/43**
4,124,946 11/1978 Tomlin **36/43**

FOREIGN PATENT DOCUMENTS

2020578 11/1971 Fed. Rep. of Germany **36/32 R**

Primary Examiner—Nelson C. Holtje

Attorney, Agent, or Firm—Wolf, Greenfield & Sacks

[57] **CLAIM**

The ornamental design for a contoured sandal inner-sole, as shown and described.

DESCRIPTION

FIG. 1 is a top plan view of a foot stabilizer innersole showing our new design;

FIG. 2 is a right side elevational view thereof;

FIG. 3 is a front elevational view thereof;

FIG. 4 is a rear elevational view thereof;

FIG. 5 is a left side elevational view thereof;

FIG. 6 is a bottom plan view thereof.




Fig. 1




Fig. 2




Fig. 3




Fig. 4



Fig. 5

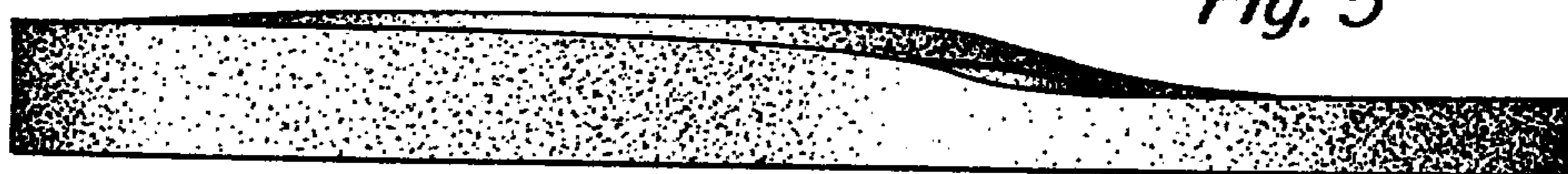


Fig. 6

