

[54] PEDIATRIC EXAMINATION TABLE

[76] Inventor: Donald R. Patterson, 2509 Jackson, Joplin, Mo. 64801

[\*\*] Term: 14 Years

[21] Appl. No.: 29,286

[22] Filed: Apr. 12, 1979

[51] Int. Cl. .... D24-01

[52] U.S. Cl. .... D24/3; D6/158

[58] Field of Search ..... D24/3; D6/192, 158, D6/181; 312/209, 196; 269/321 R; 5/63, 60; 128/70

[56] References Cited

U.S. PATENT DOCUMENTS

D. 188,833	9/1960	Roehm	.....	D24/3
D. 190,356	5/1961	Grant	.....	D24/3
D. 209,117	10/1967	Cuccio	.....	D24/3
D. 233,394	10/1974	Keller	.....	D6/192
D. 245,287	8/1977	Damico et al.	.....	D24/3
3,334,951	8/1967	Douglass, Jr. et al.	.....	312/209
3,348,893	10/1967	Katzey et al.	.....	312/209

OTHER PUBLICATIONS

Sears, Roebuck & Co., Fall/Winter 1975, p. 1052, Wynnewood Cabinet Door Panel.

Kadan Hospital and Medical Equipment, Mar. 1976, p. 5, Pediatric Table, Model 356 TF "Belmont".

Primary Examiner—Bernard Ansher

Attorney, Agent, or Firm—Lowe, Kokjer, Kircher, Wharton & Bowman

[57] CLAIM

The ornamental design for a pediatric examination table, as shown and described.

DESCRIPTION


FIG. 1 is a front elevational view of a pediatric examination table showing my new design;


FIG. 2 is a top plan view of the pediatric examination table in FIG. 1;

FIG. 3 is a rear elevational view of the pediatric examination table shown in FIG. 1;

FIG. 4 is a left end elevational view of the pediatric examination table shown in FIG. 1;

FIG. 5 is a right end elevational view pediatric examination table shown in FIG. 1.

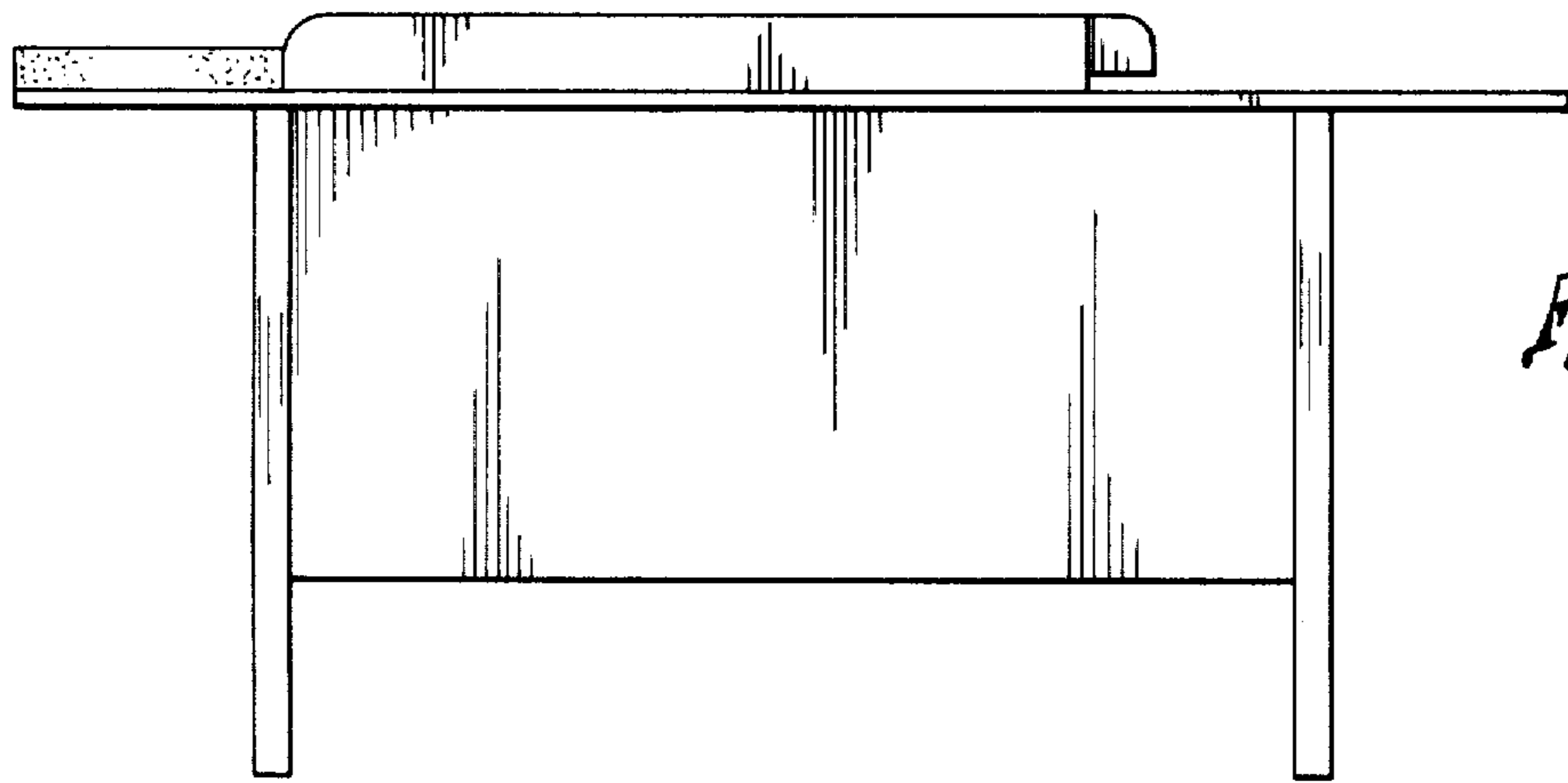




*Fig. 1.*

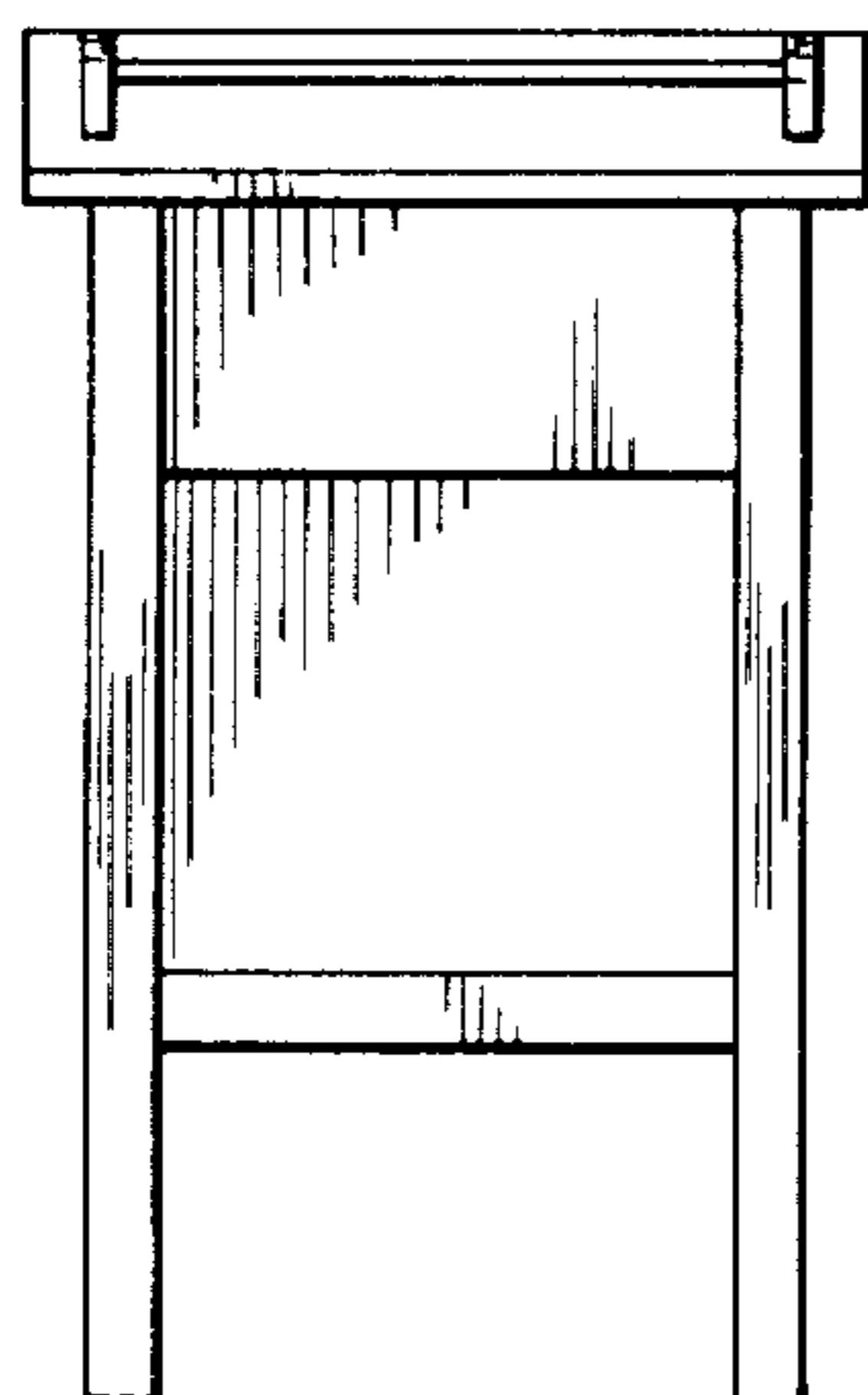


*Fig. 2.*



*Fig. 3.*

*Fig. 4.*



*Fig. 5.*

