

[54] **PACKAGING CONTAINER FOR CASSETTES OR THE LIKE**

[75] Inventor: **Carol A. Haubert**, Upper Grandview, N.Y.

[73] Assignee: **Raytheon Company**, Lexington, Mass.

[\*\*] Term: **14 Years**

[21] Appl. No.: **72,267**

[22] Filed: **Sep. 4, 1979**

[51] Int. Cl. .... **D9-03**

[52] U.S. Cl. .... **D9/341; D9/420; D3/35**

[58] Field of Search ..... **D3/35; D9/305, 326, D9/341, 346, 415, 420, 432, 423; 206/387**

[56] **References Cited**

**U.S. PATENT DOCUMENTS**

D. 226,146	1/1973	Price	.....	D3/35
D. 233,374	10/1974	Heeren	.....	D3/35
D. 233,654	11/1974	Lawlor et al.	.....	D9/326
D. 246,550	11/1977	Herk	.....	D3/35
D. 257,226	10/1980	Kimball	.....	D9/415
3,211,282	10/1965	Hennessey	.....	D9/423
3,253,770	5/1966	Black	.....	D9/432 X

3,487,919 1/1970 Elliott et al. .... D9/326 X  
 3,638,788 2/1972 Solomon ..... D3/35 X

*Primary Examiner*—Robert C. Spangler  
*Attorney, Agent, or Firm*—Richard M. Sharkansky;  
 Joseph D. Pannone

[57] **CLAIM**

The ornamental design for a packaging container for cassettes or the like, as shown and described.

**DESCRIPTION**

FIG. 1 is a top, front perspective view of a packaging container for cassettes or the like embodying my new design;

FIG. 2 is a bottom, front perspective view;

FIG. 3 is a front perspective view in a partially open position;

FIG. 4 is another front perspective view in a partially open position;

FIG. 5 is a front elevational view;

FIG. 6 is a right side elevational view;

FIG. 7 is a left side elevational view;

FIG. 8 is a bottom plan view; and

FIG. 9 is a rear elevational view thereof.

The undisclosed top plan view is substantially the same in appearance as the bottom plan view shown.

The cassettes shown in broken lines are depicted for illustrative purposes only.




FIG. 3




FIG. 4




FIG. 1





FIG. 2






FIG. 7




FIG. 5



FIG. 6




FIG. 9

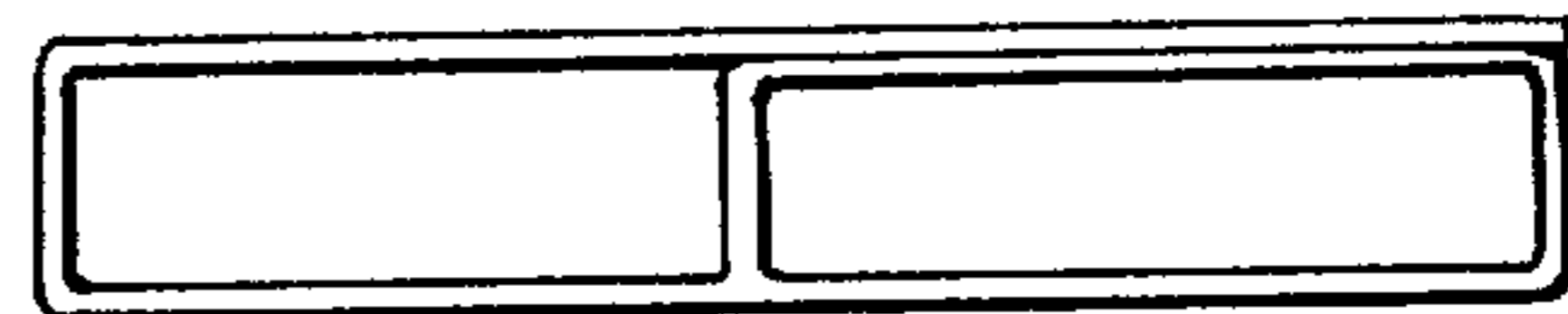


FIG. 8