

[54] COMBINED ROTISSERIE MOTOR AND LIGHT

[75] Inventor: Walter Koziol, Russell, Ill.

[73] Assignee: Modern Home Products Corp., Antioch, Ill.

[**] Term: 14 Years

[21] Appl. No.: 26,034

[22] Filed: Apr. 2, 1979

[51] Int. Cl. D7-02

[52] U.S. Cl. D7/129; D26/51

[58] Field of Search D7/107, 108, 109, 110, D7/129; D26/51; 99/419, 420, 421; D13/1, 2, 3; 310/270, 272, 273, 89, 66

[56] References Cited

U.S. PATENT DOCUMENTS

- 2,278,734 4/1942 Perry 362/171
- 2,908,831 10/1959 Hirsch 99/421 R X
- 3,113,504 12/1963 Reed 99/421 H

- 3,190,211 6/1965 Ticoian 99/421 P
- 3,321,982 5/1967 Maunus et al. 99/421 M X
- 3,356,012 12/1967 Rosen 99/421 HV
- 3,442,201 5/1969 Kates 99/421 R
- 3,524,980 8/1970 Meloan 418/191
- 3,547,097 12/1970 Rice et al. 126/4

Primary Examiner—Catherine E. Kemper
Attorney, Agent, or Firm—Neil E. Hamilton

[57] CLAIM

The ornamental design for a combined rotisserie motor and light, as shown and described.

DESCRIPTION

FIG. 1 is a perspective view of a combined rotisserie motor and light showing my new design; FIG. 2 is a top view thereof; FIG. 3 is a front elevational view thereof; FIG. 4 is a side view thereof; FIG. 5 is a back elevational view thereof; and FIG. 6 is a bottom view thereof.

The broken line disclosure of the knobs in FIGS. 2, 4, 5 and 6 is for illustrative purposes only and forms no part of the claimed design.




Fig. 1.




Fig. 2.

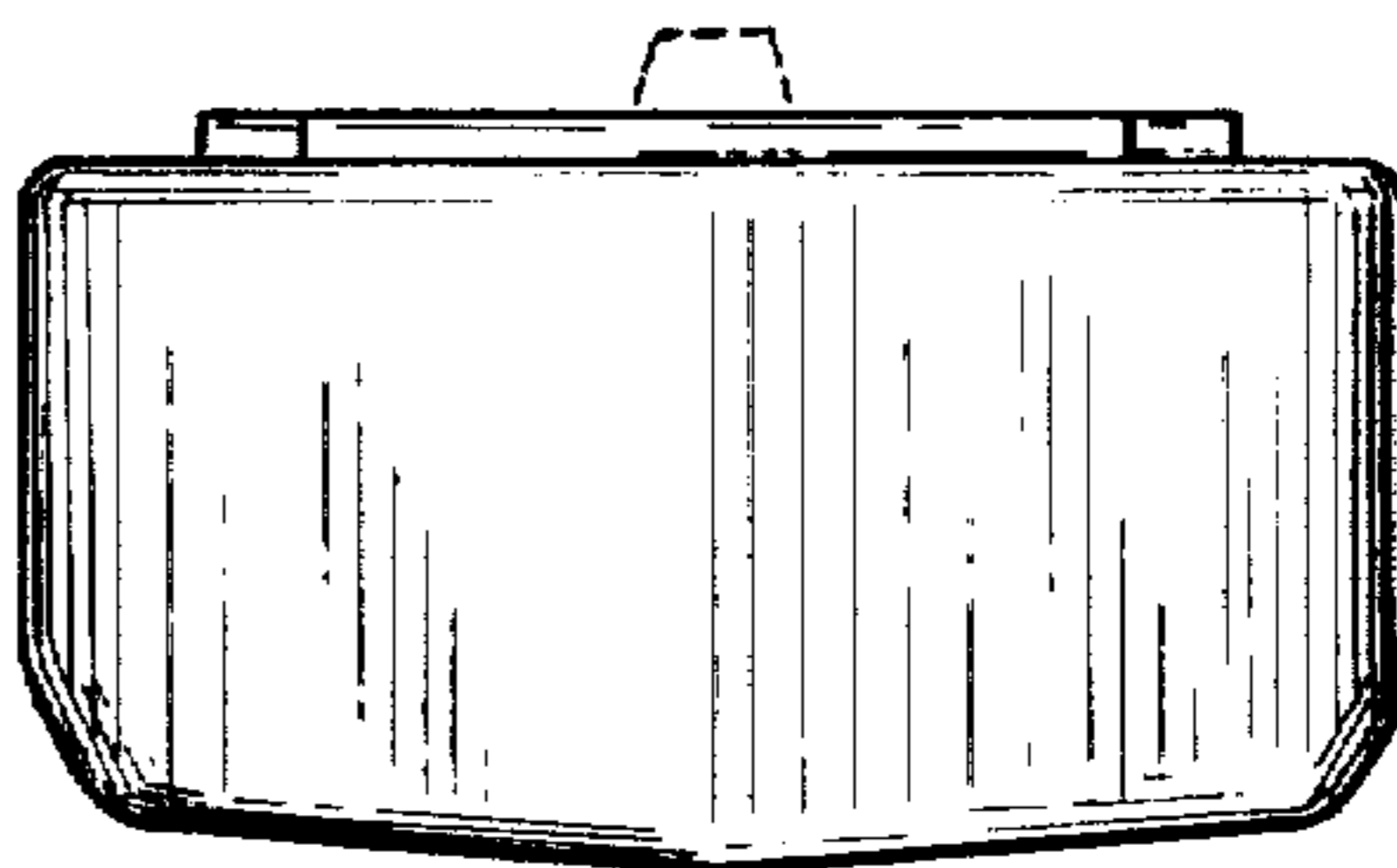


Fig. 3.




Fig. 4.

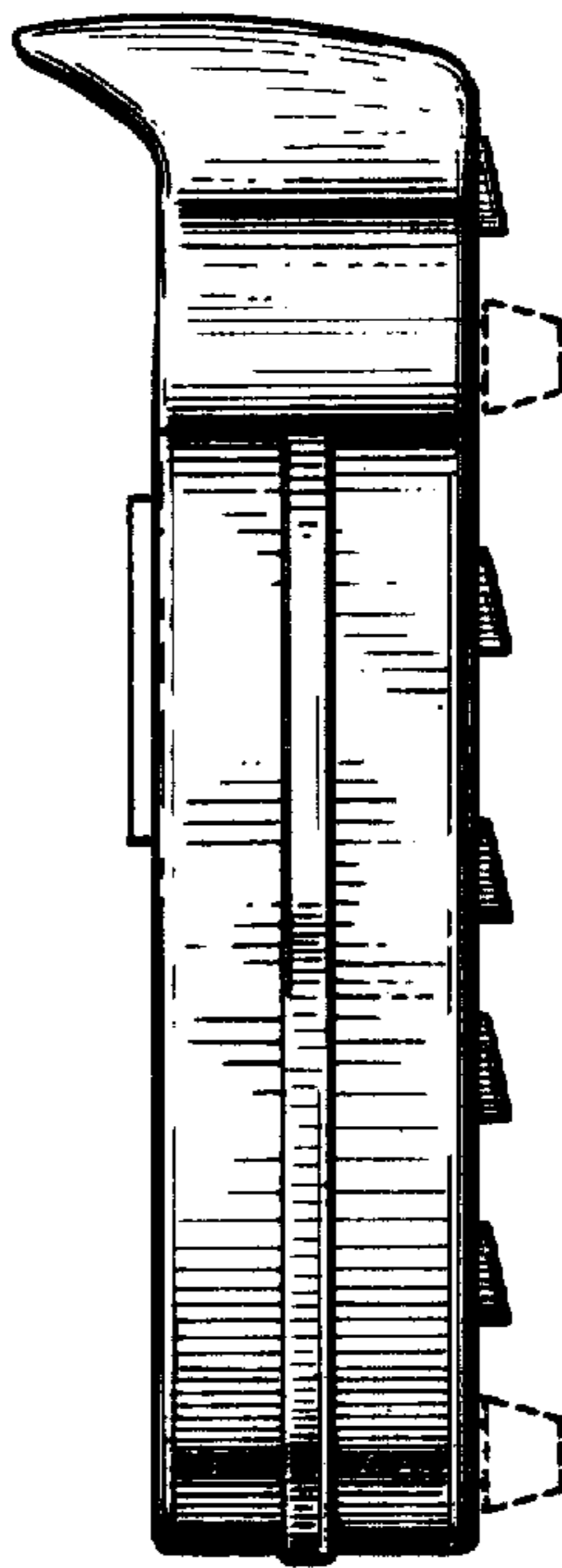


Fig. 5.

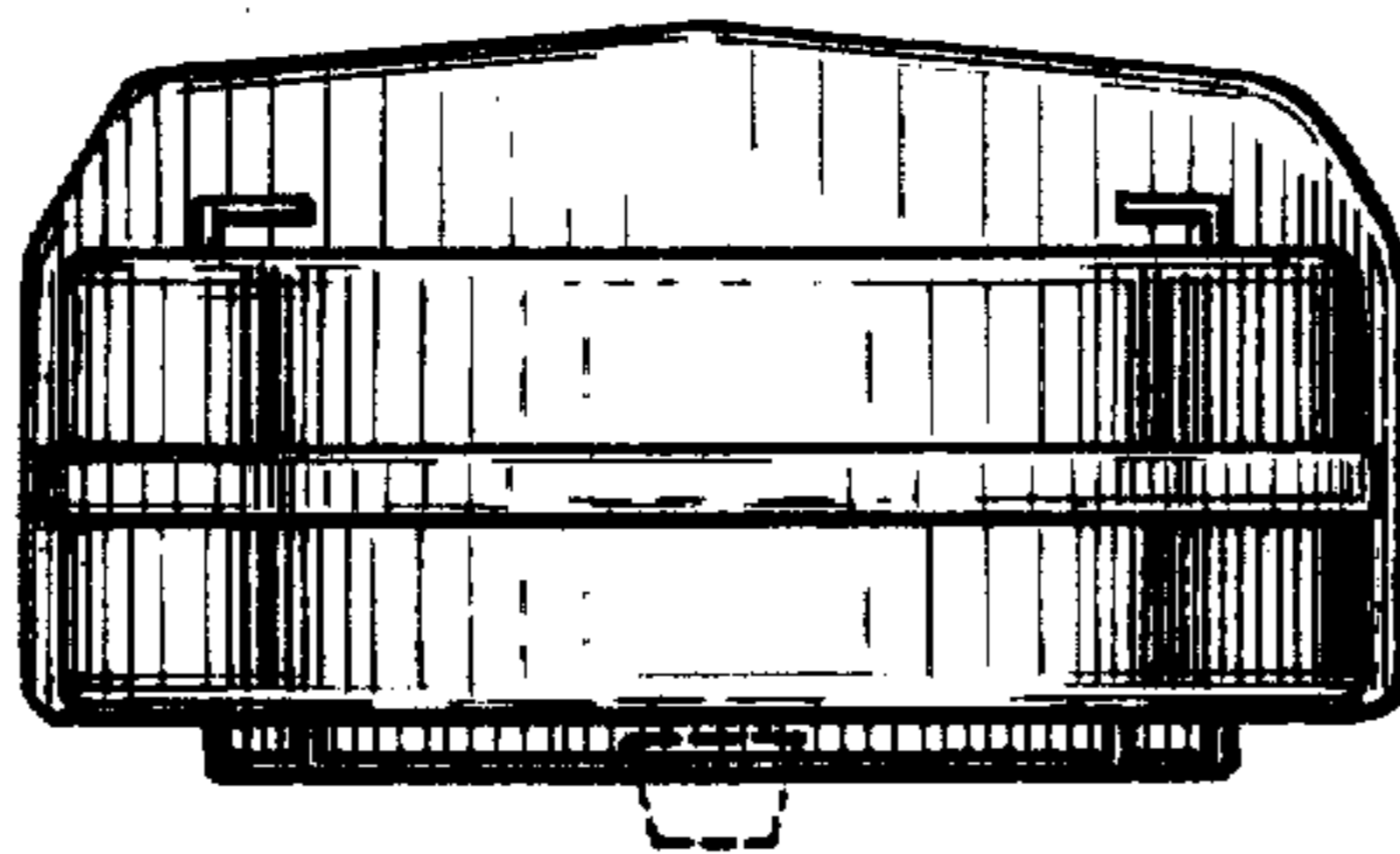



Fig. 6.