

[54] AUTOMATIC TICKET GATE

[75] Inventor: Yoshihiko Sugano, Tokyo, Japan

[73] Assignee: Tokyo Shibaura Denki Kabushiki
Kaisha, Kawasaki, Japan

[**] Term: 14 Years

[21] Appl. No.: 109,518

[22] Filed: Jan. 4, 1980

[30] Foreign Application Priority Data

Jul. 13, 1979 [JP] Japan 54-28924

[51] Int. Cl. D20—01; D25—02

[52] U.S. Cl. D25/50; D20/2;
D25/51

[58] Field of Search D25/51, 50; D20/1, 2;
49/324, 46; 101/66, 19, 93

[56]

References Cited

U.S. PATENT DOCUMENTS

D. 198,988	8/1964	Hohmann	D20/2
D. 212,289	9/1968	Ensign	D25/51
D. 231,631	5/1974	Burns	D20/2
2,896,531	7/1959	Dodge et al.	101/66 X
2,973,707	3/1961	Crivelli	101/66
3,709,145	1/1973	Williamson	D20/2 X

Primary Examiner—A. Hugo Word
Attorney, Agent, or Firm—Cushman, Darby & Cushman

[57]

CLAIM

The ornamental design for an automatic ticket gate, as shown and described.

DESCRIPTION

FIG. 1 is a perspective view of an automatic ticket gate showing my design;

FIG. 2 is a front elevational view thereof;

FIG. 3 is a right side elevational view thereof;

FIG. 4 is a top plan view thereof;

FIG. 5 is a rear elevational view thereof;

FIG. 6 is a left side elevational view thereof; and

FIG. 7 is a bottom plan view thereof.

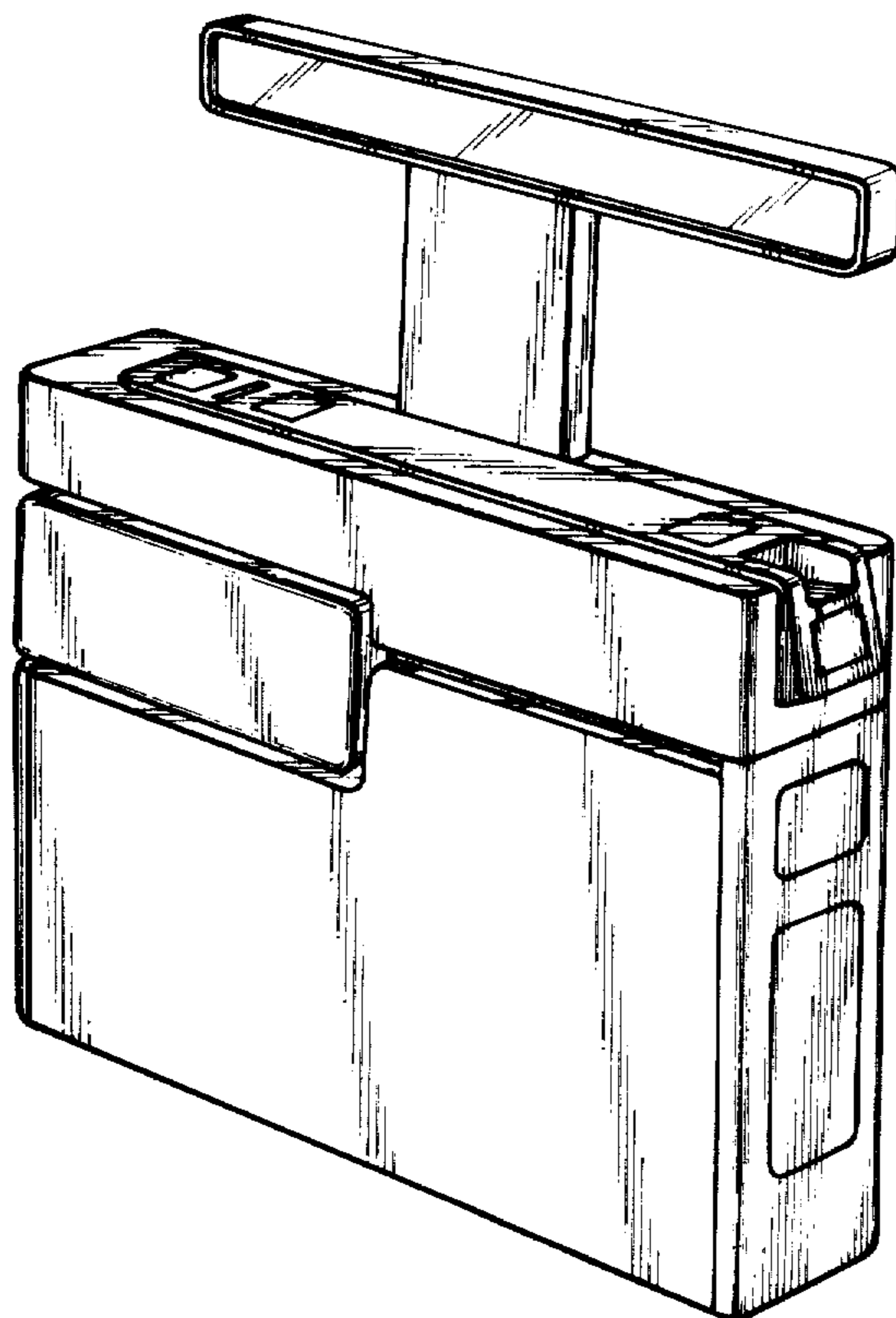


FIG. 1




FIG. 2

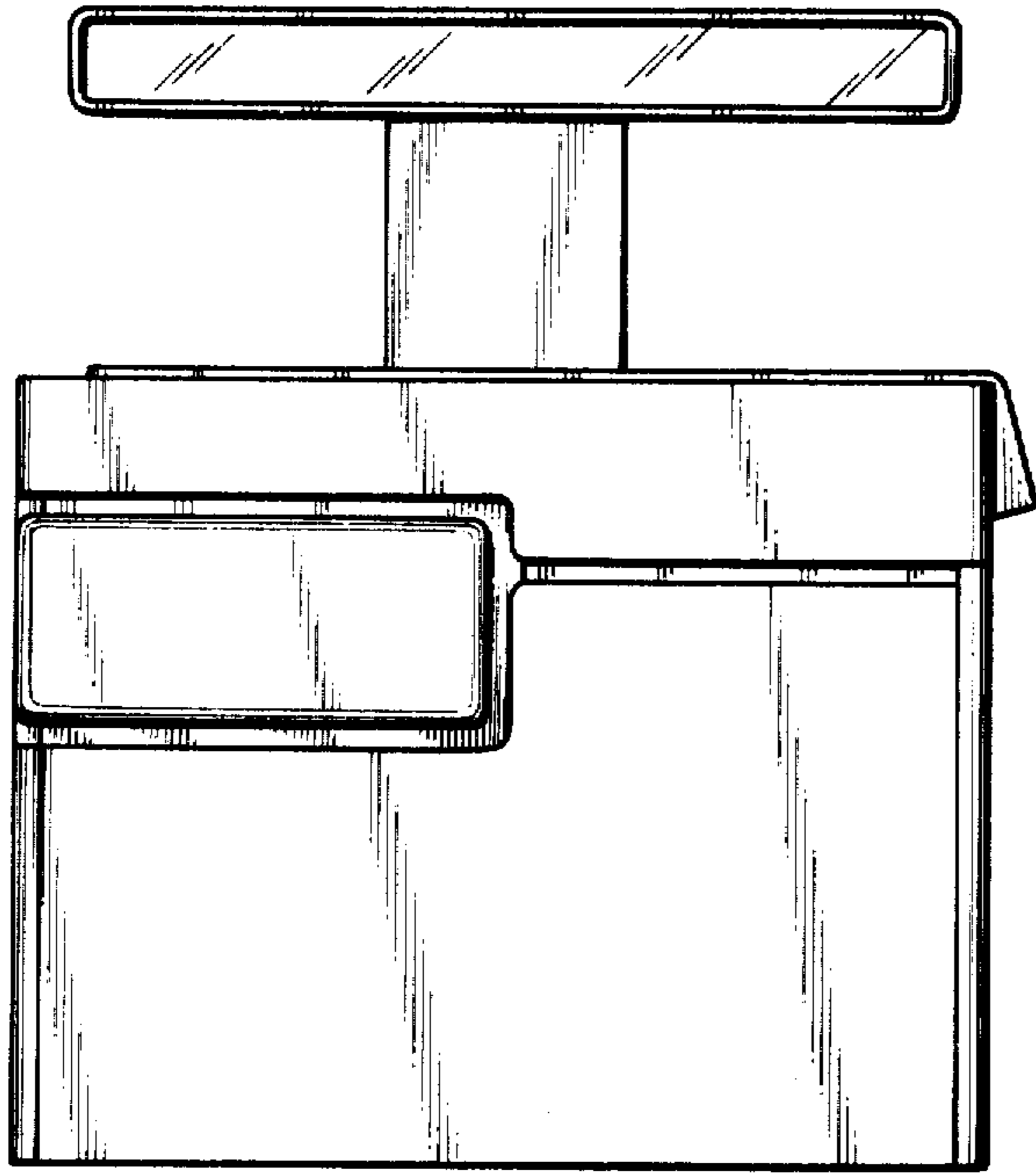


FIG. 3

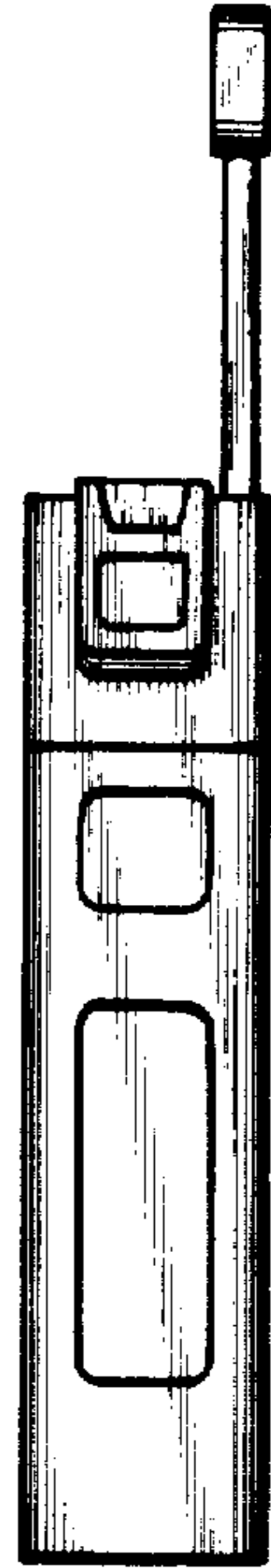


FIG. 4




FIG. 5




FIG. 6

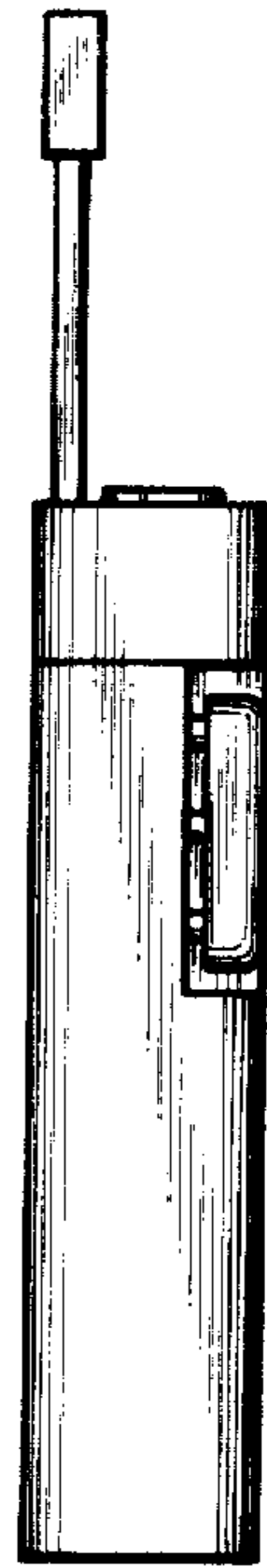


FIG. 7

