

[54] COMBINED PLUMBING FIXTURE BOWL AND CABINET

[75] Inventor: Lawrence E. Wolske, St. Joseph, Mich.

[73] Assignee: Whirlpool Corporation, Benton Harbor, Mich.

[**] Term: 14 Years

[21] Appl. No.: 866,174

[22] Filed: Dec. 30, 1977

[51] Int. Cl. D23-02

[52] U.S. Cl. D23/59; D23/48; D23/54

[58] Field of Search D23/54, 48, 49, 58, D23/59; 4/626, 628, 638, DIG. 3

[56] References Cited

U.S. PATENT DOCUMENTS

D. 103,111	2/1937	Krolop	D23/54
D. 115,614	7/1939	Ebling	D23/54
D. 119,296	3/1940	Wilkinson	D23/59
D. 119,298	3/1940	Wilkinson	D23/59
D. 119,299	3/1940	Bales	D23/58
D. 119,300	3/1940	Bales	D23/58

D. 119,301	3/1940	Bales	D23/59
D. 145,989	11/1976	Stevens	D23/54
D. 222,861	1/1972	Koenig et al.	D23/59
D. 225,403	12/1972	Brendgord	D23/58
2,192,383	3/1940	Krolop	4/626
4,144,596	3/1979	MacFarlane et al.	4/628 X
4,145,769	3/1979	MacFarlane et al.	4/628 X

FOREIGN PATENT DOCUMENTS

2360521 9/1973 Fed. Rep. of Germany D23/54

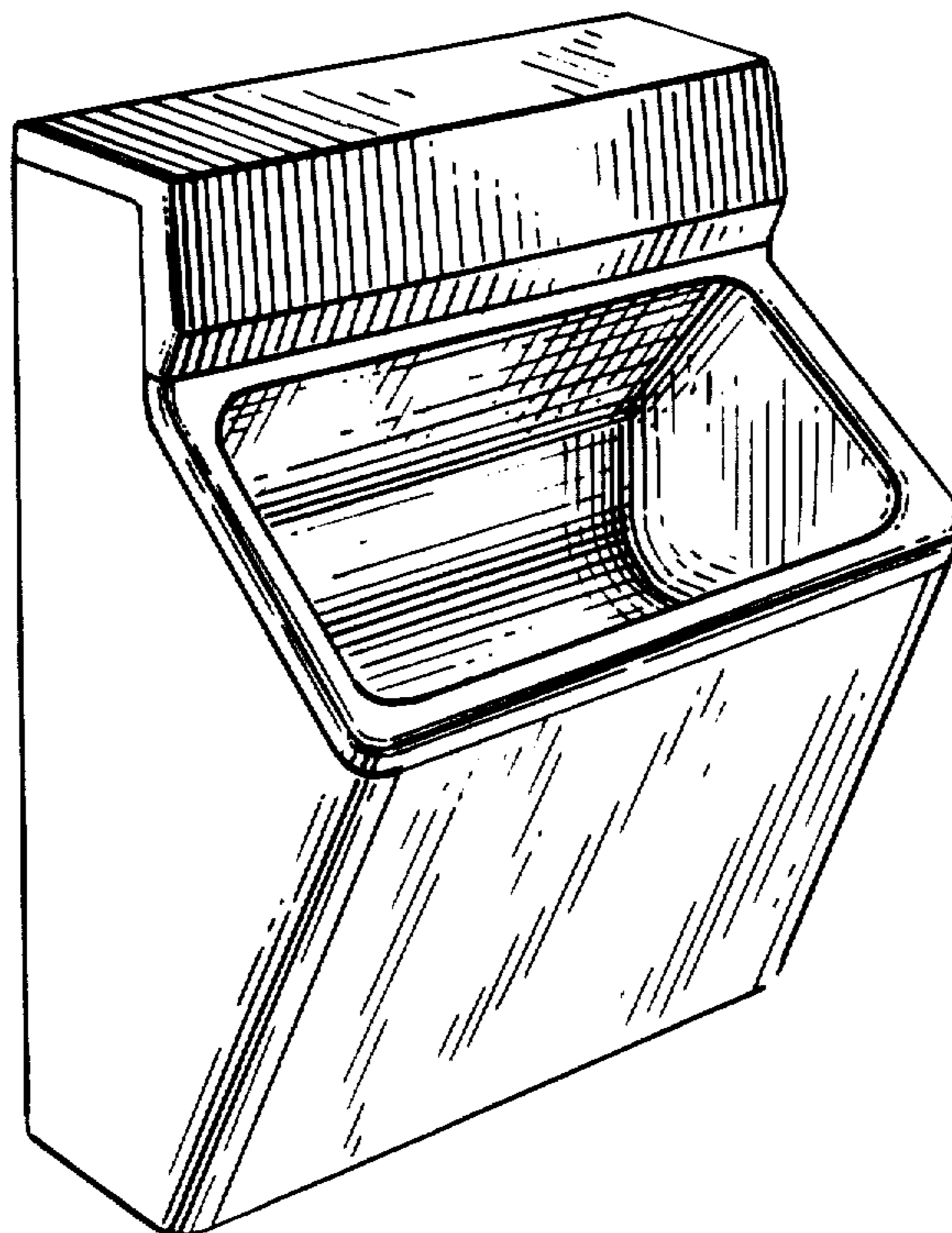
Primary Examiner—James R. Largen
Attorney, Agent, or Firm—Wegner, Stellman, McCord, Wood & Dalton

[57] CLAIM

The ornamental design for a combined plumbing fixture bowl and cabinet, as shown and described.

DESCRIPTION

FIG. 1 is a perspective view taken from the top, front and left side of a combined plumbing fixture bowl and cabinet showing my new design; FIG. 2 is a front elevation thereof; FIG. 3 is a top plan view thereof; FIG. 4 is a bottom plan view thereof; and FIG. 5 is a left side elevation thereof, the right side is a mirror image of the left side shown.



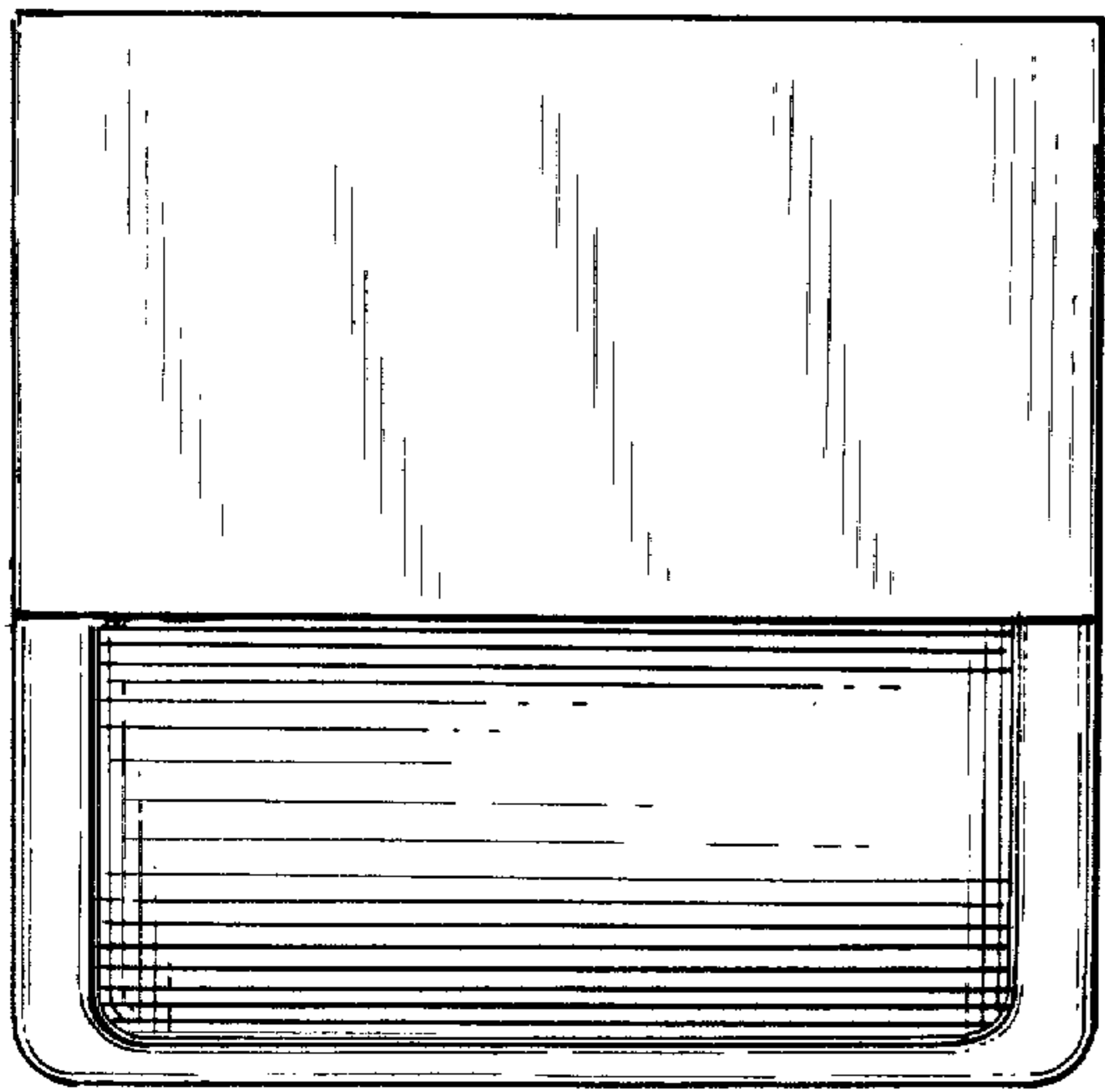


Fig. 3

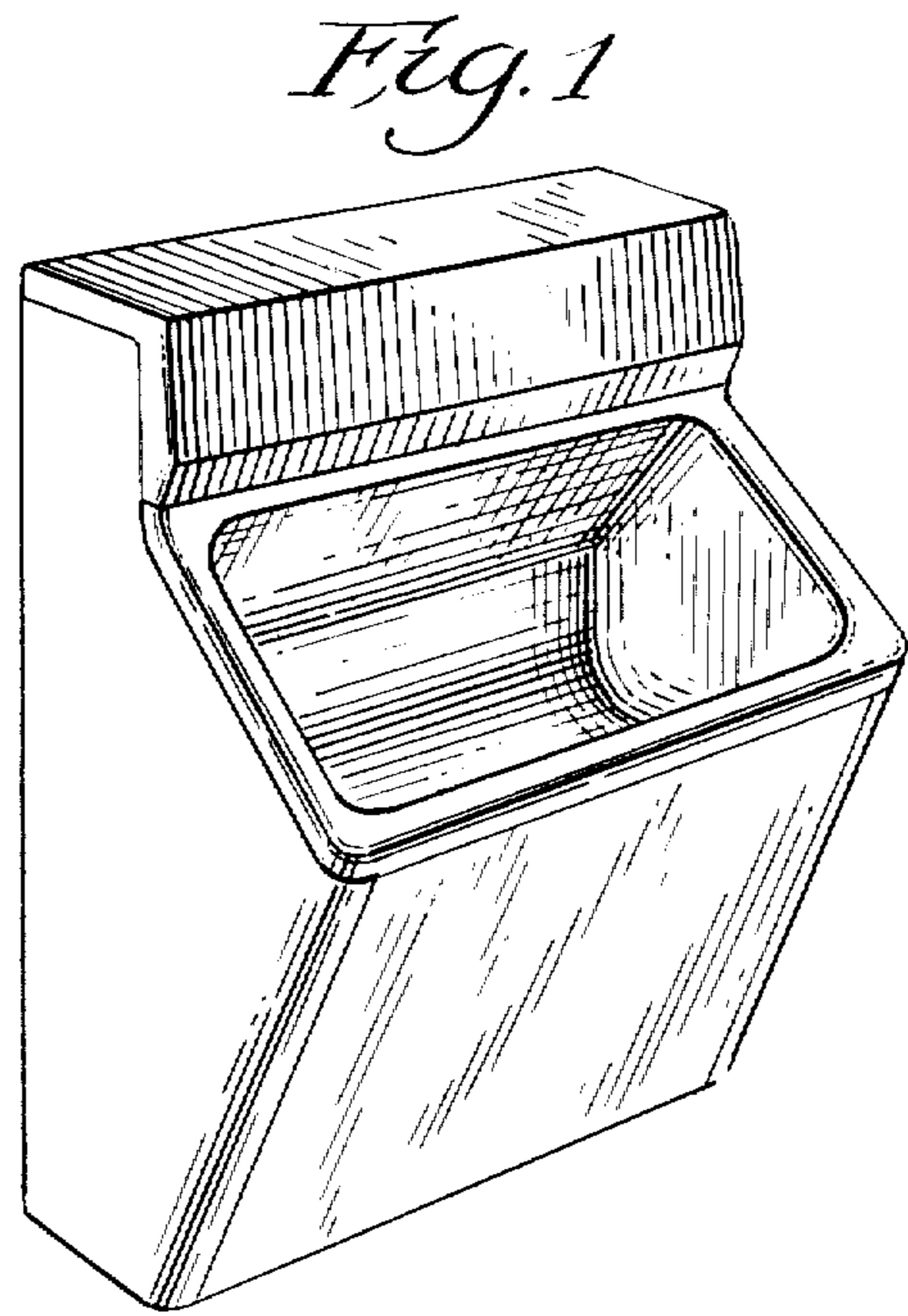


Fig. 1




Fig. 2




Fig. 4

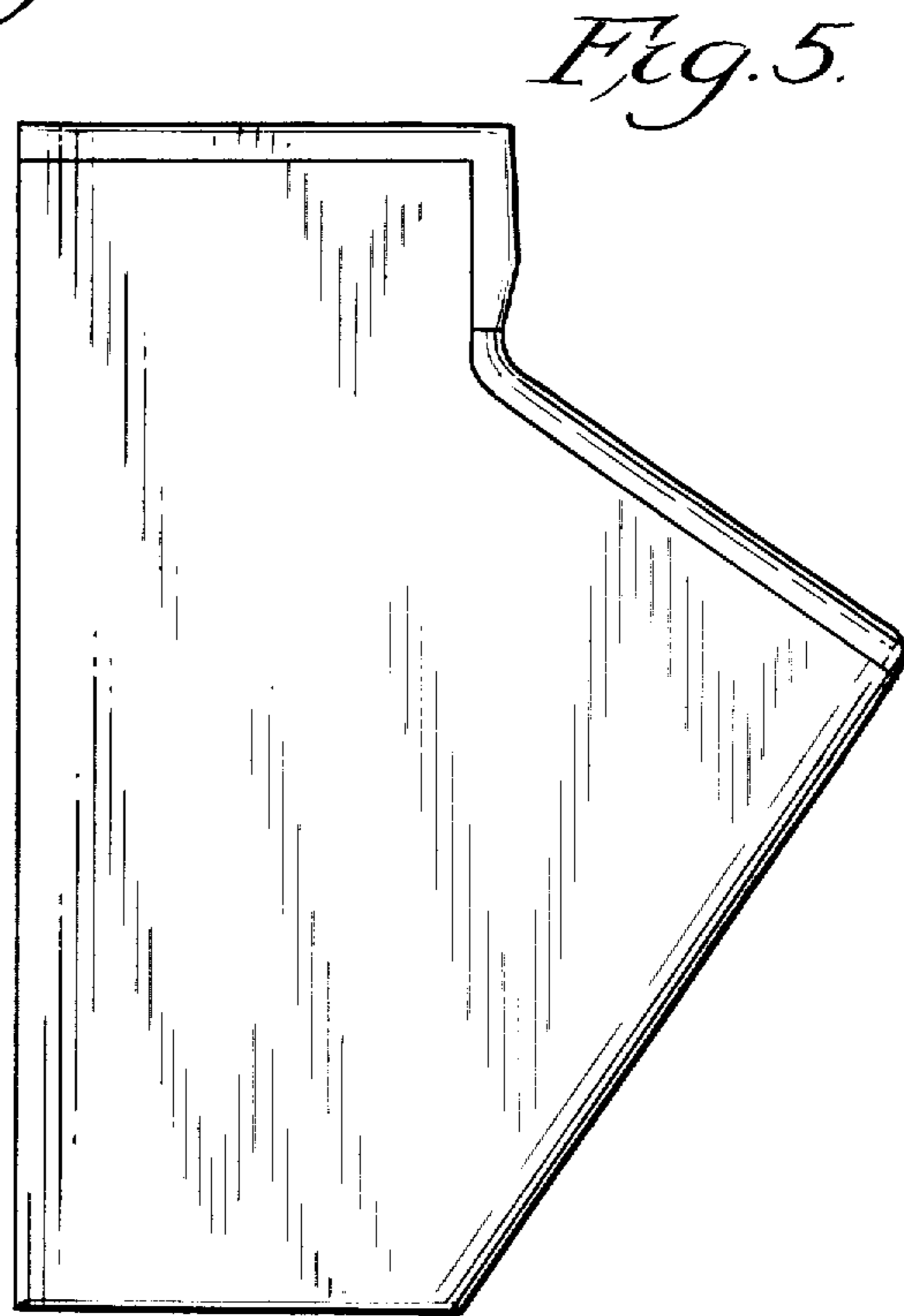


Fig. 5