

- [54] BEVERAGE DISPENSER VALVE
- [75] Inventors: **Walter E. Ranua, Blaine; William B. Mackrell, New Brighton, both of Minn.**
- [73] Assignee: **The Cornelius Company, Anoka, Minn.**
- [\*\*] Term: **14 Years**
- [21] Appl. No.: **119,735**
- [22] Filed: **Feb. 8, 1980**
- [51] Int. Cl. .... **D15-08**
- [52] U.S. Cl. .... **D15/120**
- [58] Field of Search ..... **D15/92, 111, 112, 115-121; 137/801; 222/106, 129-129.4, 133**

- D. 202,690 11/1965 Reichow ..... D15/120
- D. 236,658 9/1975 Mitchell et al. .... D15/120

OTHER PUBLICATIONS

Institutions—Volume Feeding, Mar. 15, 1974, p. 94, Beverage Dispenser Valve in top center.

Primary Examiner—Leland A. Sebastian  
Attorney, Agent, or Firm—Henry C. Kovar

[57] CLAIM

The ornamental design for a beverage dispenser valve, substantially as shown and described.

DESCRIPTION

FIG. 1 is a side elevational view of a beverage dispenser valve showing our new design;  
FIG. 2 is a front elevational view thereof;  
FIG. 3 is an elevational view of the other side thereof;  
FIG. 4 is a rear elevational view thereof;  
FIG. 5 is a top plan view thereof; and  
FIG. 6 is a bottom plan view thereof.

- [56] **References Cited**
- U.S. PATENT DOCUMENTS**
- D. 200,566 3/1965 Mango et al. .... D15/112

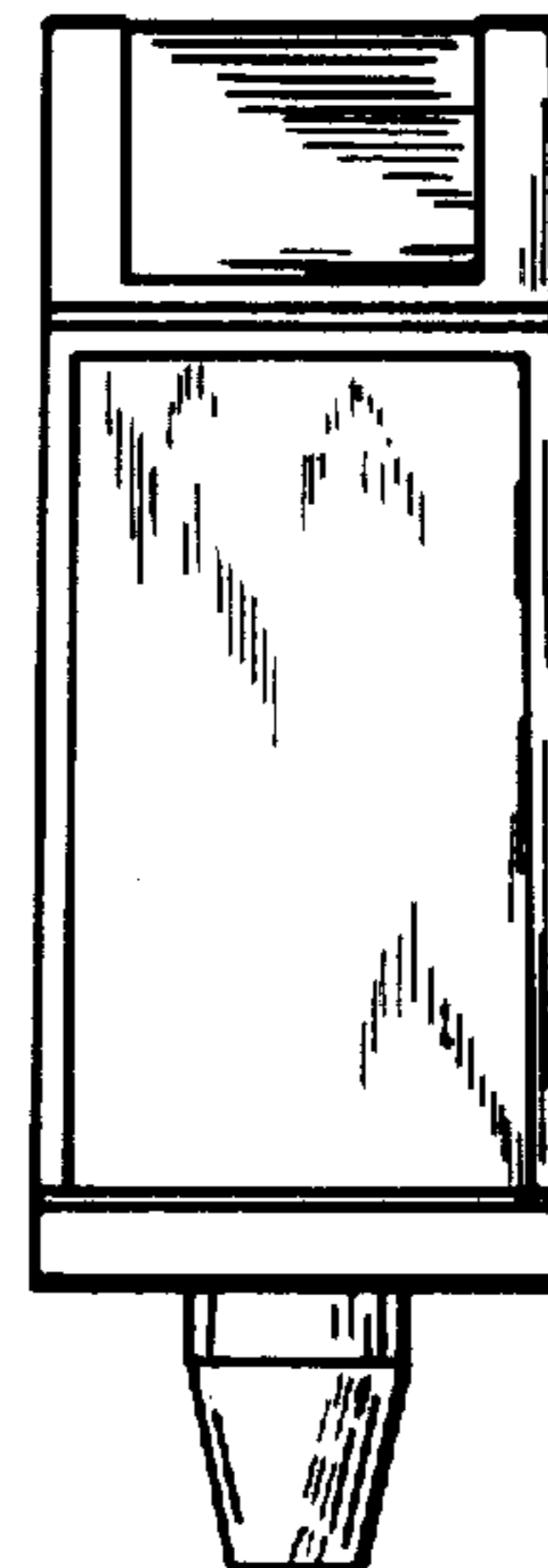


FIG. 1

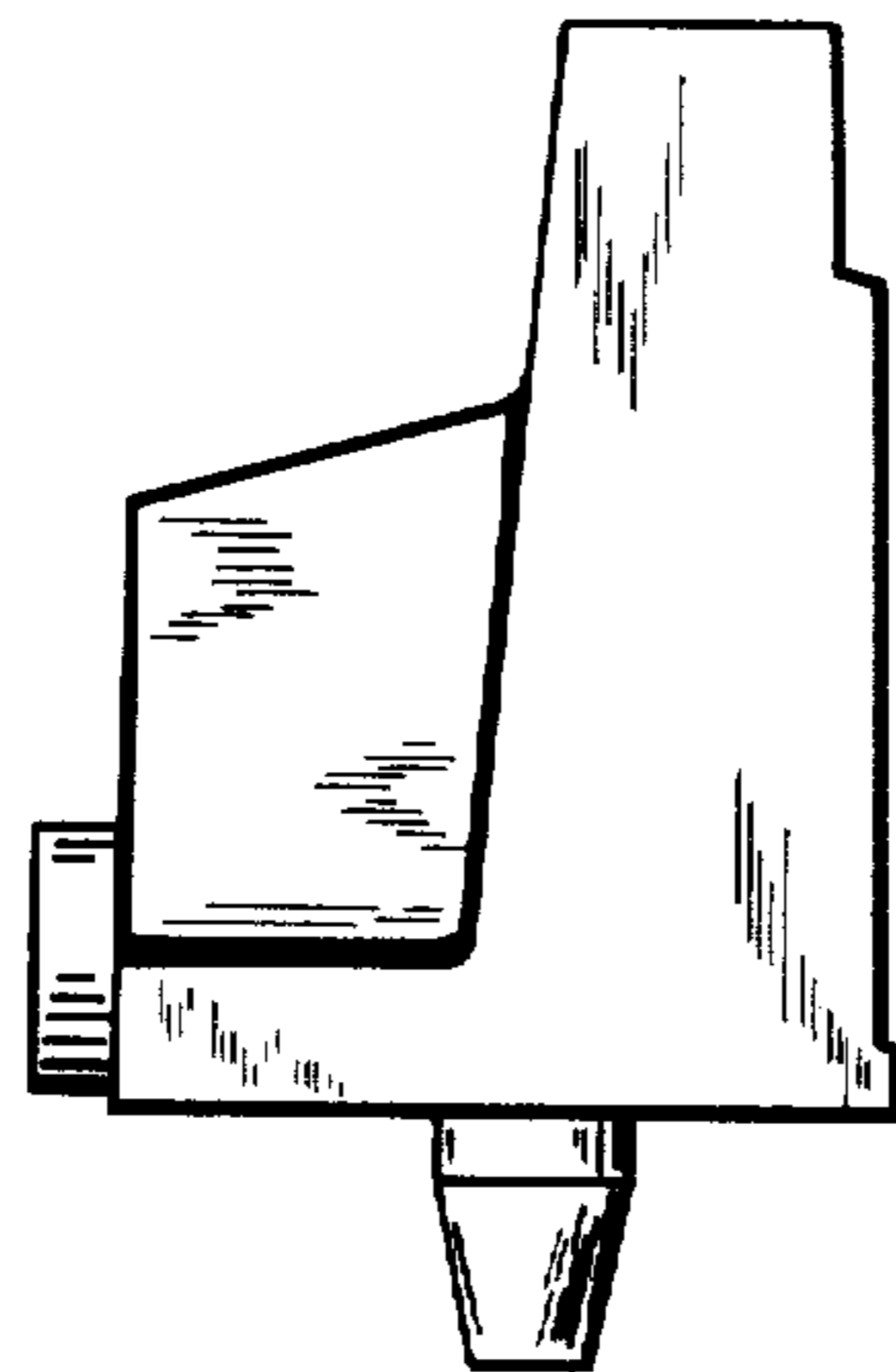


FIG. 2




FIG. 3




FIG. 4




FIG. 5

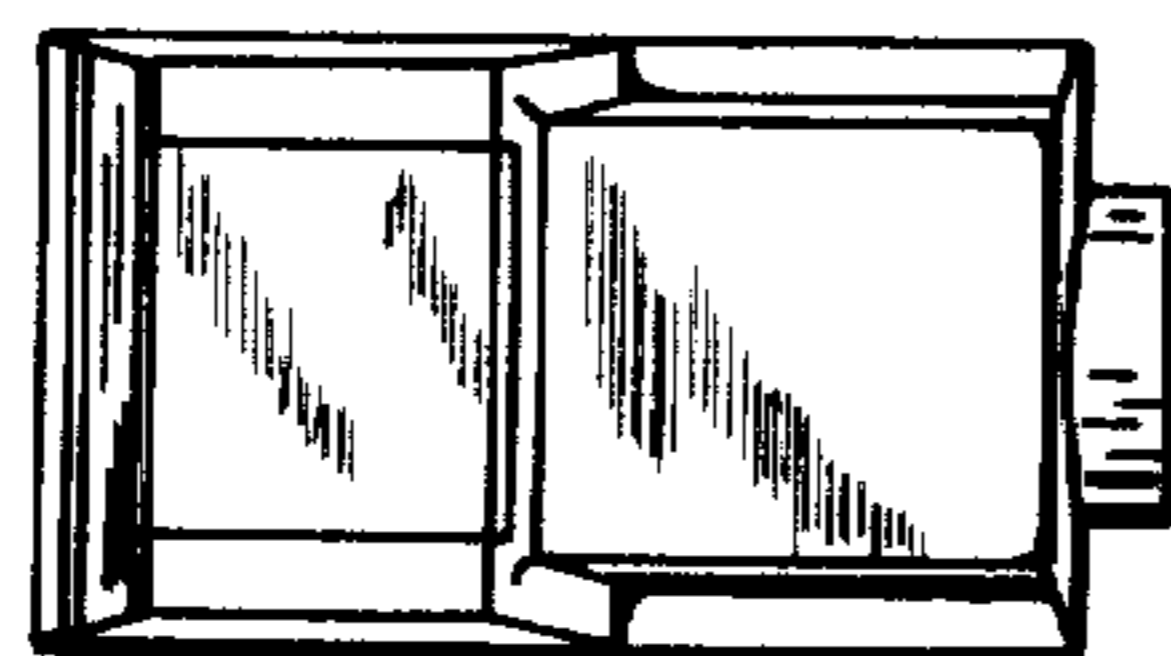


FIG. 6

