

[54] FURNITURE LEG AND RAIL CONNECTOR

[75] Inventor: Charles W. Clyburn, Reading, Ohio

[73] Assignee: James David Incorporated, Maryland Heights, Mo.

[**] Term: 14 Years

[21] Appl. No.: 76,789

[22] Filed: Sep. 18, 1979

[51] Int. Cl. D6-99

[52] U.S. Cl. D6/191

[58] Field of Search D6/181, 177, 186, 191;
403/170, 171, 172, 176, 19, 40

[56] References Cited

U.S. PATENT DOCUMENTS

- D. 239,889 5/1976 O'Halloran D6/191
- D. 252,365 7/1979 Durham D6/191

- 3,792,933 2/1974 Stencel 403/40 X
- 4,072,432 2/1978 Levy D6/191 X
- 4,072,433 2/1978 Veyhl 403/172
- 4,139,316 2/1979 Svensson 403/172

Primary Examiner—Bruce W. Dunkins
Attorney, Agent, or Firm—Kalish & Gilster

[57] CLAIM

The ornamental design for a furniture leg and rail connector, as shown.

DESCRIPTION

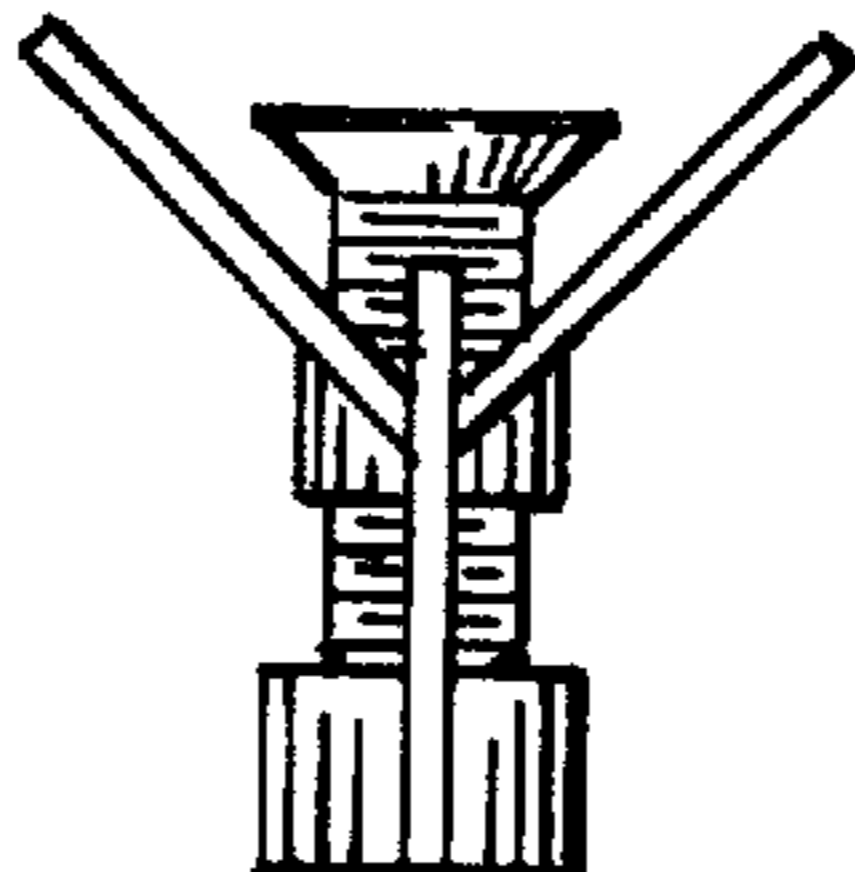
FIG. 1 is a front view of a furniture leg and rail connector showing my new design.

FIG. 2 is a side elevational view taken from the right hand side of FIG. 1.

FIG. 3 is a top plan view thereof.

FIG. 4 is a side elevational view taken from the left hand side of FIG. 1.

FIG. 5 is a bottom plan view thereof.






FIG. 3

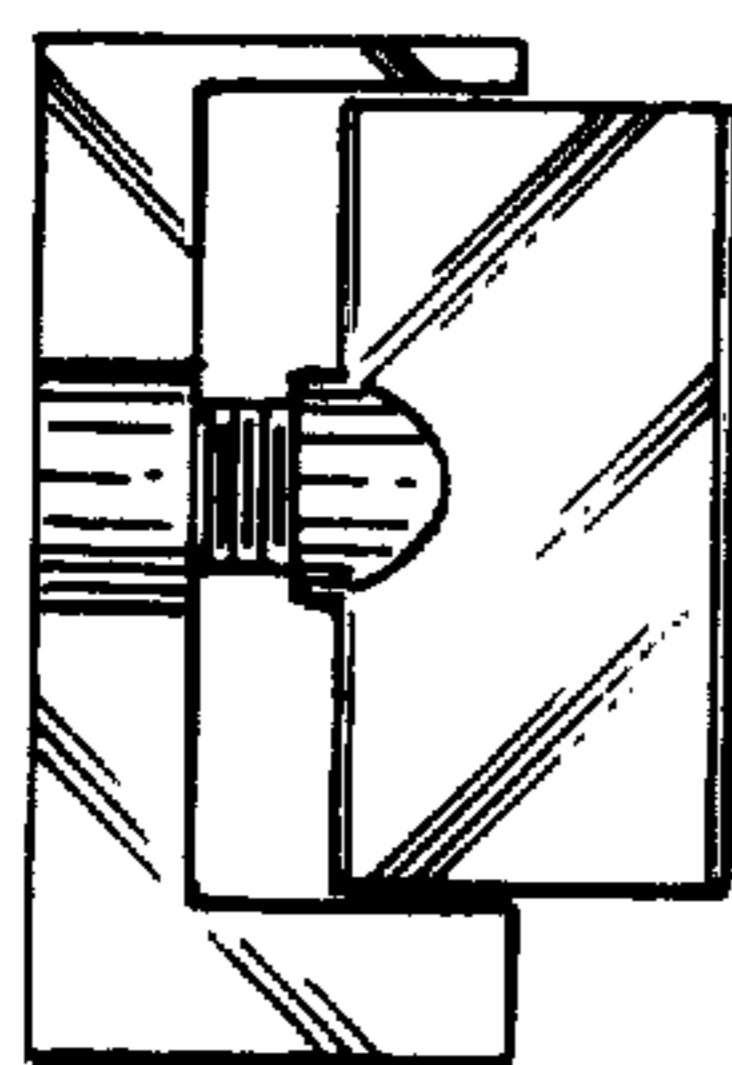


FIG. 4

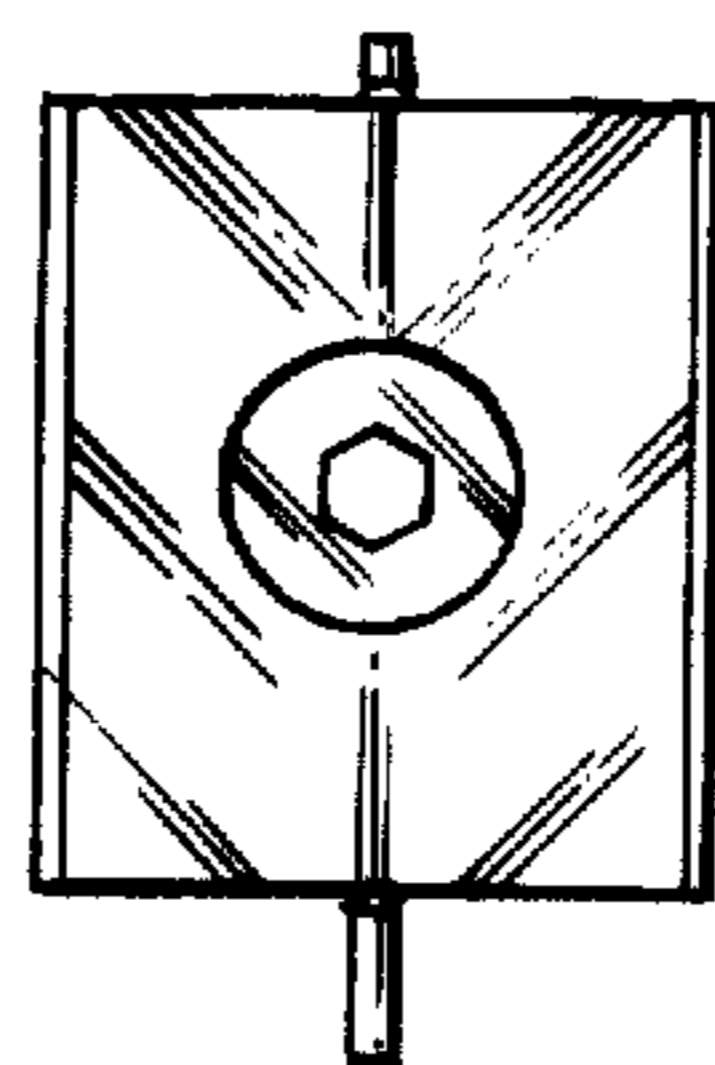


FIG. 1

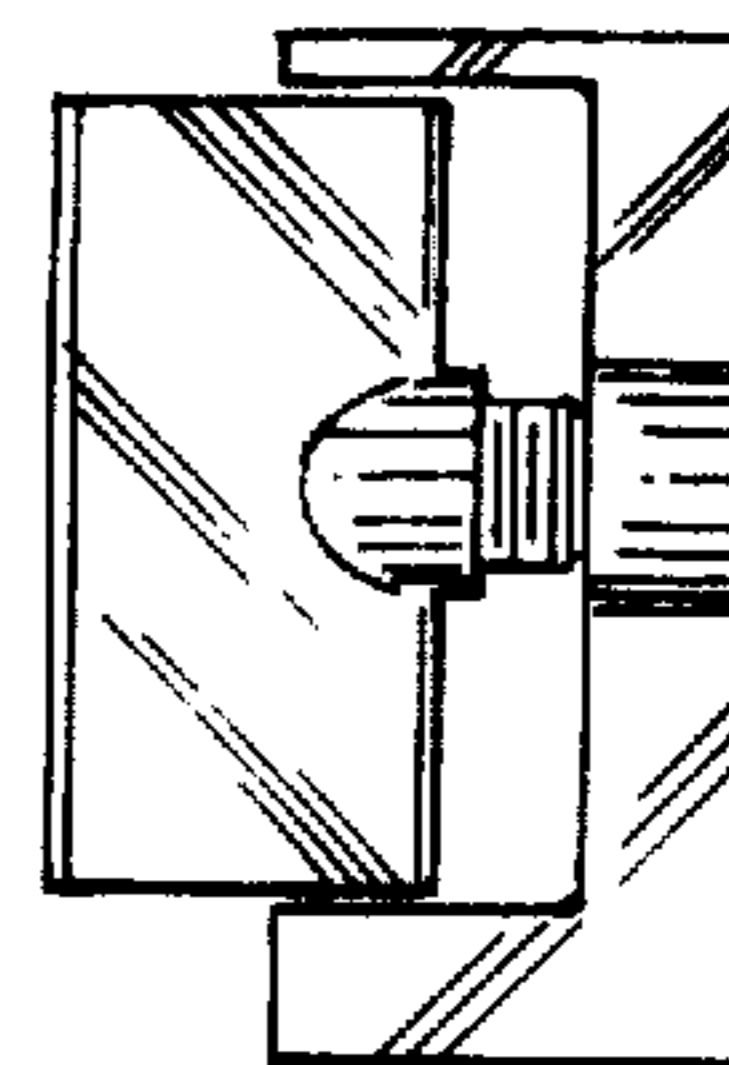


FIG. 2

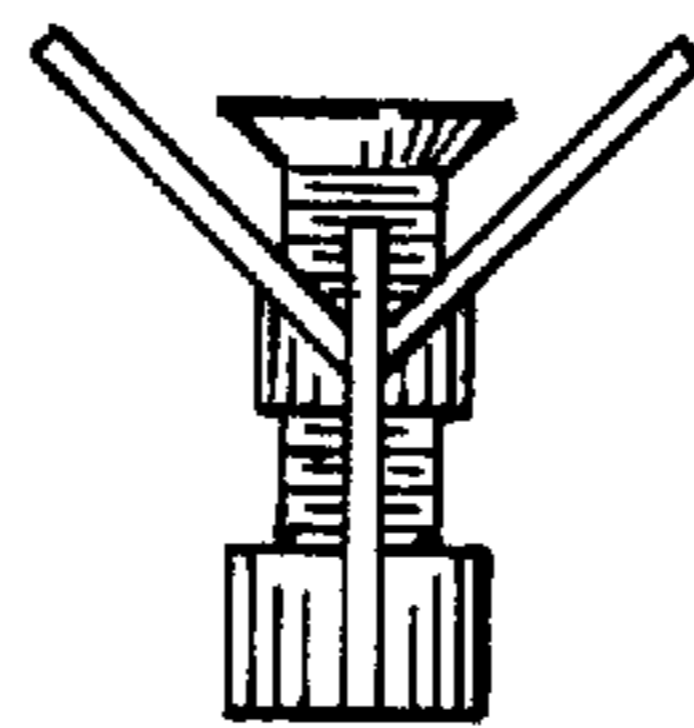


FIG. 5