

[54] **COMBINED CURLING IRON WITH COVER**

[75] Inventors: **Robert Oberheim, Liederbach; Jürgen Greubel, Heidenrod; Dieter Rams, Kronberg, all of Fed. Rep. of Germany**

[73] Assignee: **Braun Aktiengesellschaft, Fed. Rep. of Germany**

[\*\*] Term: **14 Years**

[21] Appl. No.: **158,837**

[22] Filed: **Jun. 19, 1980**

[30] **Foreign Application Priority Data**

Jan. 8, 1980 [DE] Fed. Rep. of Germany ..... 8842

[51] Int. Cl. .... **D28—03**

[52] U.S. Cl. .... **D28/35**

[58] Field of Search ..... **D9/337, 434-436; D28/12-19, 35-39, 76, 85; D99/44; 132/7, 9, 33 R, 33 A, 37 R; 219/222, 225; 220/20**

[56]

**References Cited**

**U.S. PATENT DOCUMENTS**

D. 254,812 4/1980 MacGregor ..... D28/35  
D. 255,052 5/1980 Haase ..... D28/13  
750,724 1/1904 Sterling ..... D28/38

**FOREIGN PATENT DOCUMENTS**

1375768 11/1974 United Kingdom ..... 219/255

**OTHER PUBLICATIONS**

W. Bell & Co. Catalogue, 1978, p. 197, Clairol Steam Hairstyler with Storage Shield in upper right.

*Primary Examiner*—Leland A. Sebastian

*Attorney, Agent, or Firm*—Raymond J. De Vellis


[57]

**CLAIM**

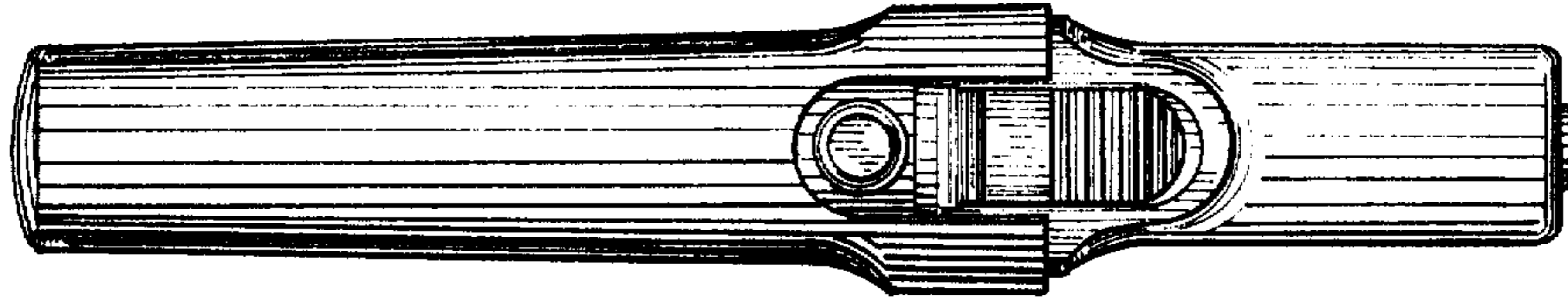
The ornamental design for a combined curling iron with cover, as shown and described.

**DESCRIPTION**

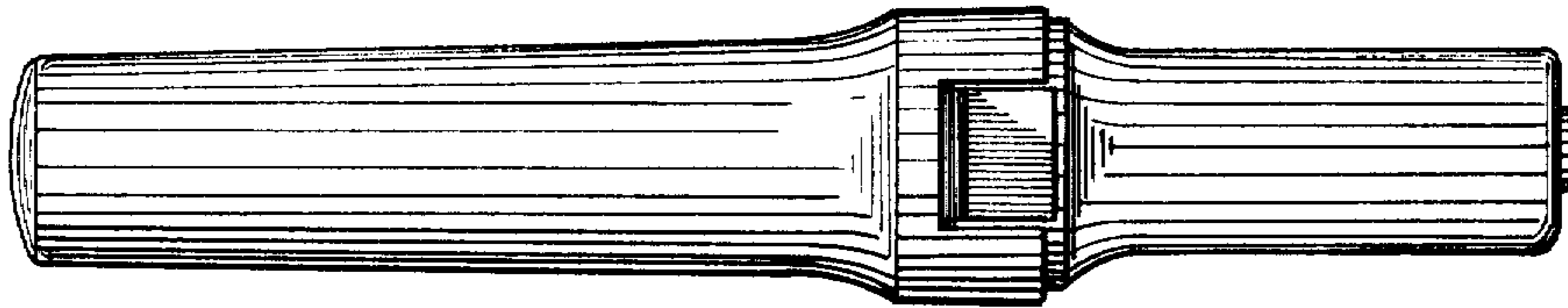
FIG. 1 is a top plan view of a combined curling iron with cover showing our new design; FIG. 2 is a bottom plan view thereof; FIG. 3 is a front-elevational view, the rear elevational view being a mirror image thereof; FIG. 4 is a left end elevational view thereof; and FIG. 5 is a right end elevational view thereof.



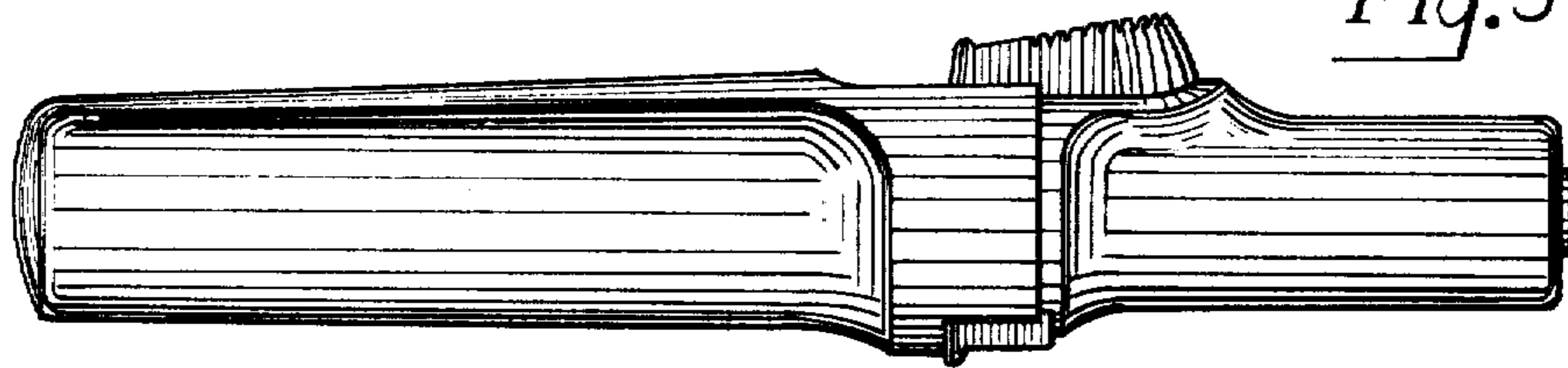
*Fig. 1*



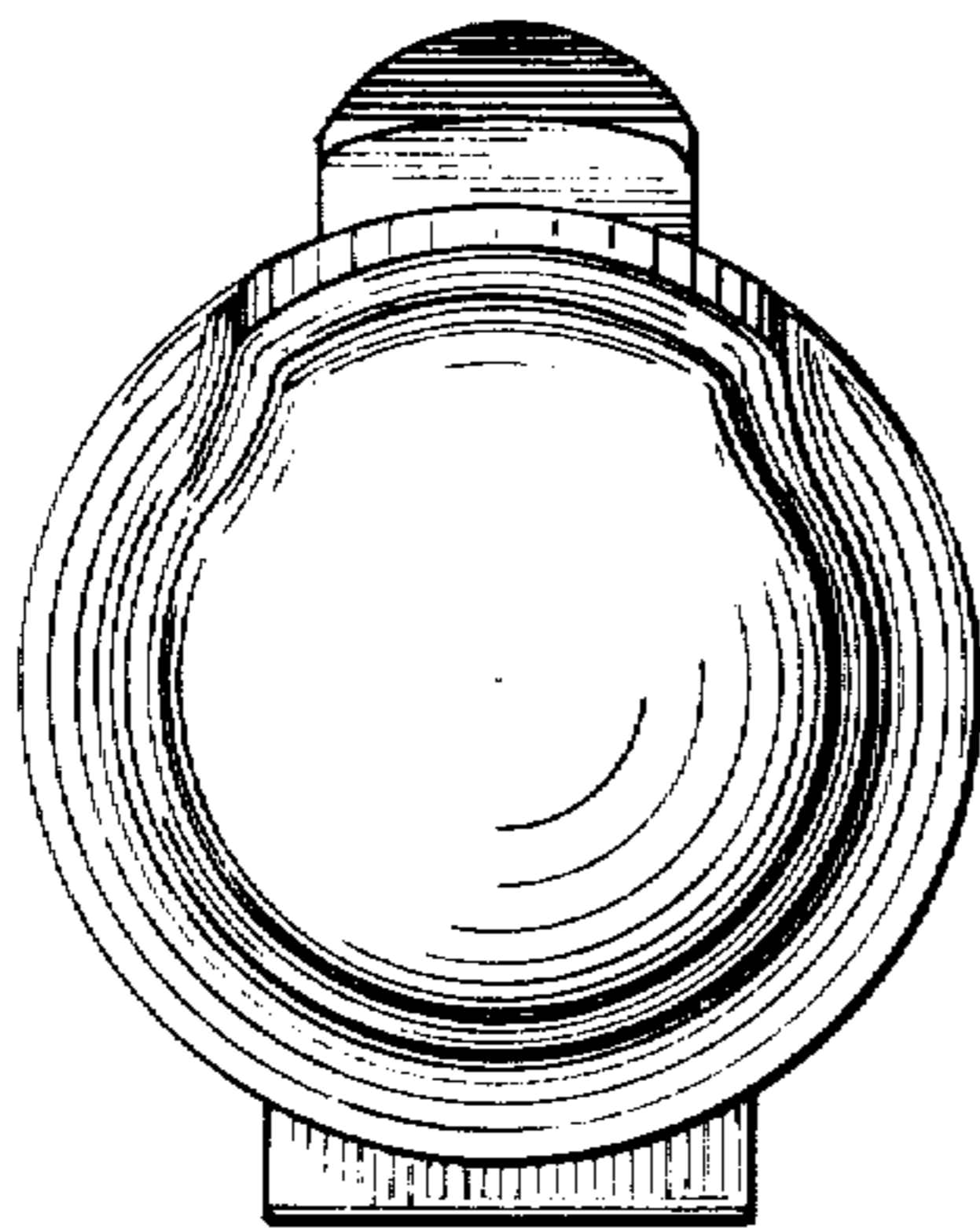
*Fig. 2*



*Fig. 3*



*Fig. 4*



*Fig. 5*

