

[54] **ADJUSTABLE BATTER BOARD**
[76] **Inventor: James K. Pitt, 1712 S. Walnut, Pittsburg, Kans. 66762**
[**] **Term: 14 Years**
[21] **Appl. No.: 35,527**
[22] **Filed: May 3, 1979**
[51] **Int. Cl. D10—04**
[52] **U.S. Cl. D10/61; D10/65**
[58] **Field of Search D10/61, 69, 71, 65; 33/1 LE, 405, 406, 43**

D. 238,415 1/1976 Midgley D10/69
2,934,826 5/1960 Klaum 33/405 X
3,890,717 6/1975 Haun 33/1 LE

Primary Examiner—Nelson C. Holtje
Attorney, Agent, or Firm—Schmidt, Johnson, Hovey & Williams

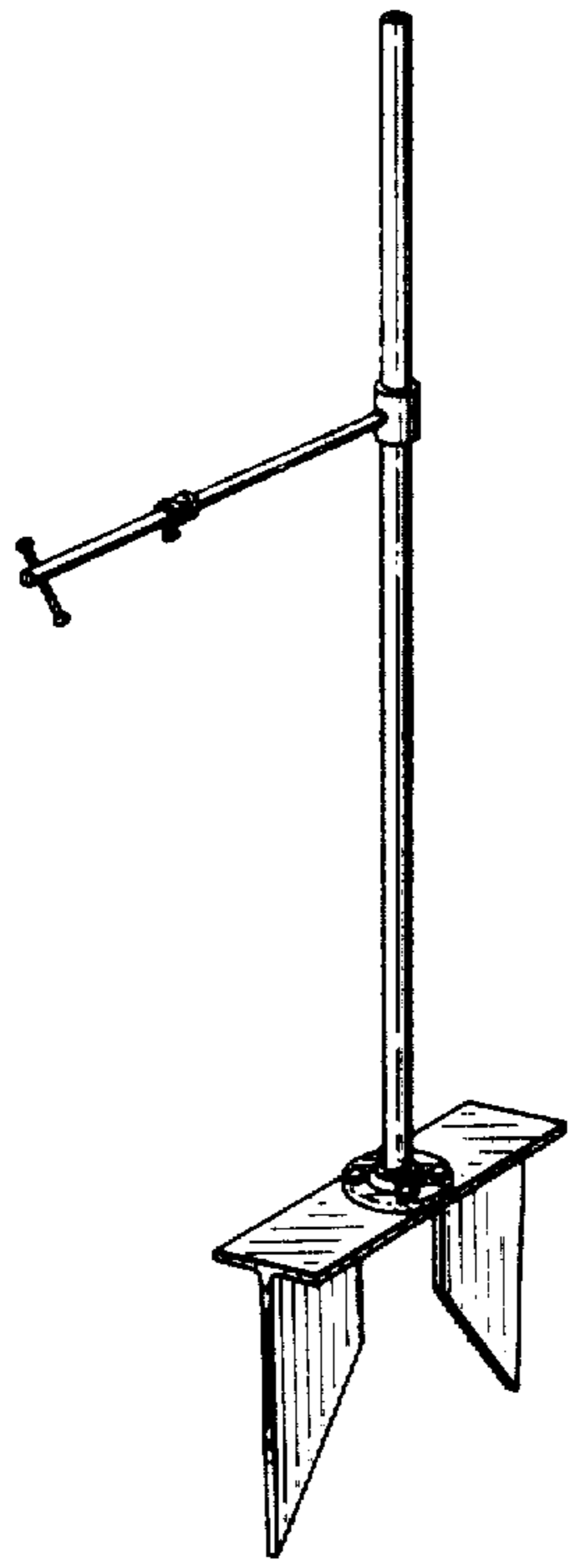
[57] **CLAIM**

The ornamental design for an adjustable batter board, as shown and described.

DESCRIPTION

FIG. 1 is a perspective view of an adjustable batter board showing my new design;
FIG. 2 is an enlarged side elevational view thereof;
FIG. 3 is a left side elevational view of FIG. 2;
FIG. 4 is a top plan view of FIG. 2;
FIG. 5 is a bottom plan view of FIG. 2.

[56] **References Cited**
U.S. PATENT DOCUMENTS
D. 226,501 3/1973 Walker D10/71
D. 229,440 11/1973 Quenot D10/61



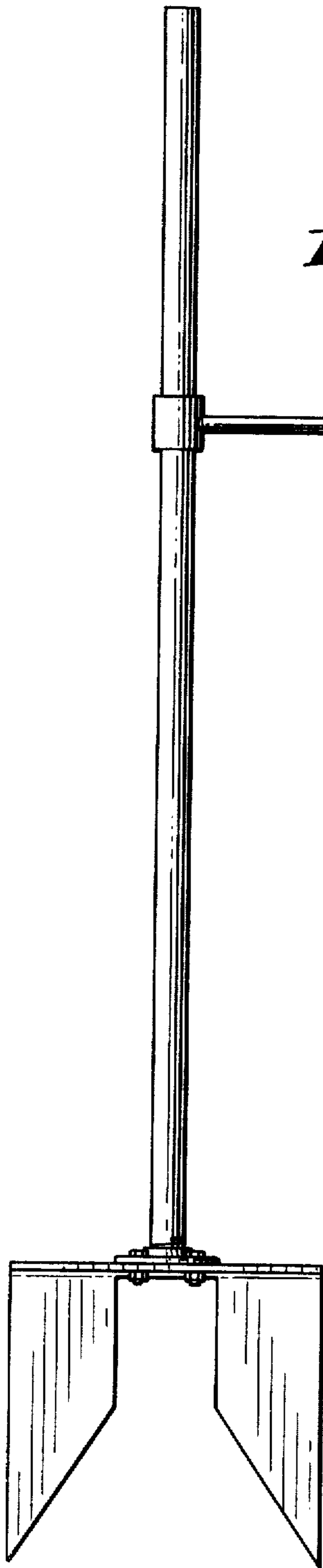


Fig. 2.

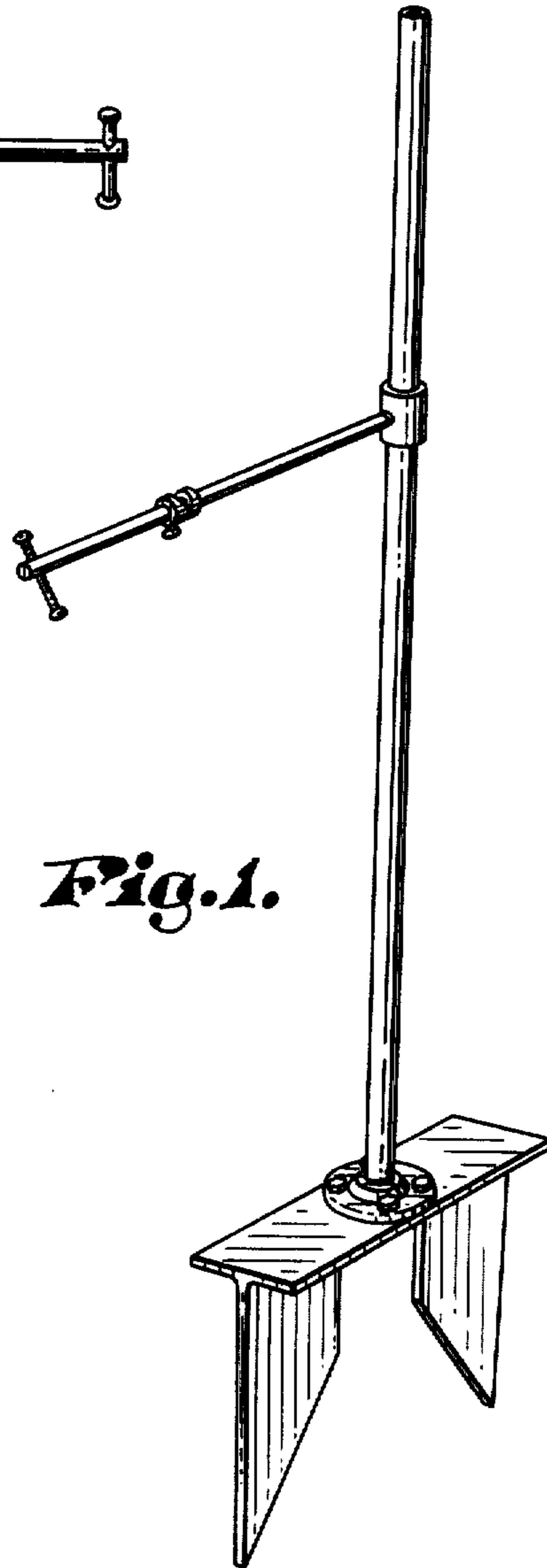


Fig. 1.

Fig. 3.




Fig. 4.




Fig. 5.

