

[54] TOTE TRAY

[75] Inventor: Jean Cornou, Verrieres-le-Buisson, France

[73] Assignee: Allibert Exploitation Societe Anonyme, Grenoble, France

[\*\*] Term: 14 Years

[21] Appl. No.: 965,483

[22] Filed: Dec. 1, 1978

[30] Foreign Application Priority Data

Jun. 1, 1978 [FR] France ..... 78 2491

[51] Int. Cl. .... D99-99
[52] U.S. Cl. .... D34/45
[58] Field of Search ..... 206/506-509, 206/139, 175-179; 229/16 R, 30, 6 R; D9/246-248, 176-179, 242-244; D3/30, 67-69; D99/44-50

[56] References Cited

U.S. PATENT DOCUMENTS

- D. 169,743 6/1953 Fritz, Jr. et al. .... D9/177 X
D. 194,808 3/1963 Stevens et al. .... D9/177
D. 208,168 7/1967 Hirota ..... D9/177
D. 219,263 11/1970 Castelli et al. .... D3/69 X
D. 223,810 6/1972 McIlvain ..... D9/177
D. 231,331 4/1974 Stauble ..... D9/177
D. 242,660 12/1976 Astle ..... D9/177 X
D. 247,523 3/1978 Carroll ..... D9/248

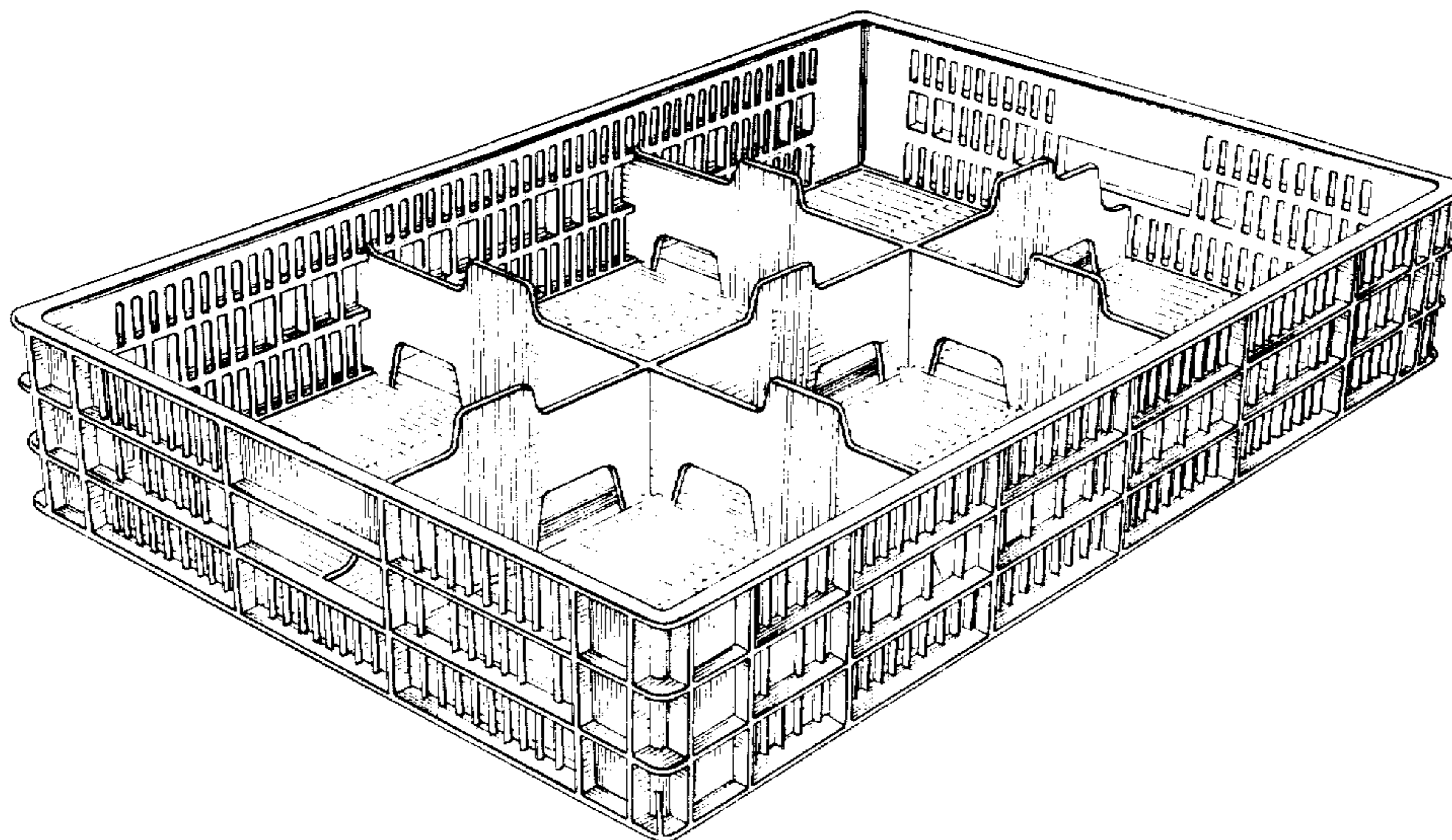
Primary Examiner—Robert C. Spangler
Attorney, Agent, or Firm—Young & Thompson

[57] CLAIM

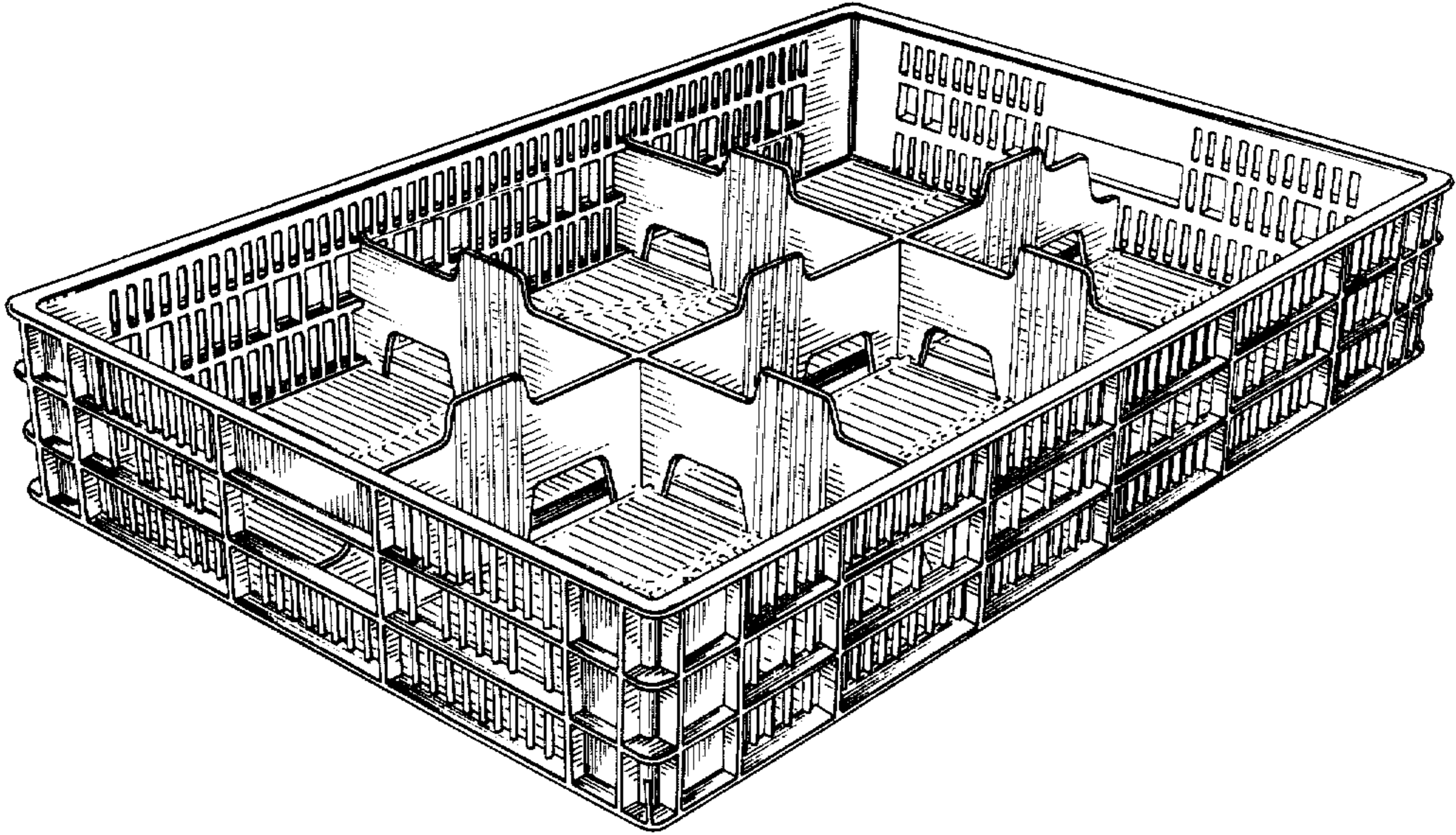
The ornamental design for a tote tray, as shown and described.

DESCRIPTION


FIG. 1 is a top perspective view of a tote tray showing my new design;
FIG. 2 is a side elevational view thereof, the side opposite that shown in FIG. 2 being identical to that shown in FIG. 2;
FIG. 3 is an end elevational view thereof, the end opposite that shown in FIG. 3 being identical to that shown in FIG. 3; and
FIG. 4 is a bottom plan view thereof.



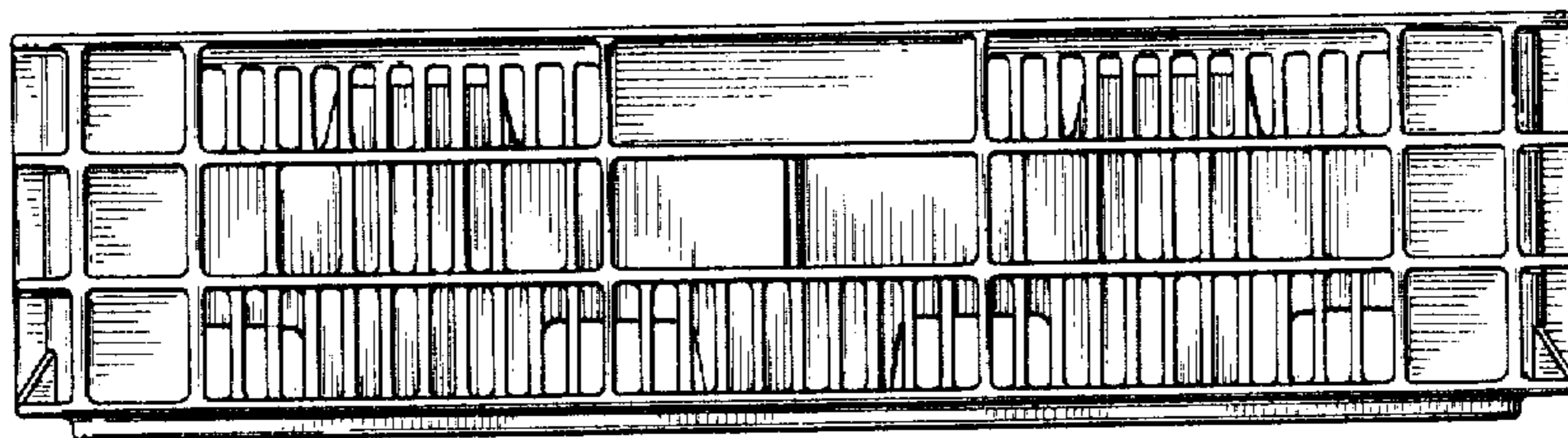
**FIG. 1**



**FIG. 2**



**FIG. 3**



**FIG. 4**

