

[54] FLUME PLATFORM FOR ANIMAL CONFINEMENT PENS

[76] Inventor: Richard E. Bunger, 5202 E. Washington St., Phoenix, Ariz. 85034

[**] Term: 14 Years

[21] Appl. No.: 65,716

[22] Filed: Aug. 10, 1979

[51] Int. Cl. D30-02

[52] U.S. Cl. D30/2

[58] Field of Search D30/1, 2; D25/74, 75, D25/76, 80, 92, 97; 119/28

[56] References Cited

U.S. PATENT DOCUMENTS

D. 26,443	12/1896	Fiske	D30/2
D. 253,249	10/1979	Limmergard et al.	D25/92
D. 253,250	10/1979	Limmergard et al.	D25/92
458,788	9/1891	Jungbluth	119/28
469,044	2/1892	Jungbluth	119/28

3,224,414	12/1965	Conover	119/28
3,228,376	1/1966	Conover	119/28
3,859,962	1/1975	Kissinger, Jr.	119/28
3,982,499	9/1976	Frankl	119/28
4,048,960	9/1977	Barnidge et al.	119/28

Primary Examiner—James R. Largen
Attorney, Agent, or Firm—Warren F. B. Lindsley

[57] CLAIM

The ornamental design for a flume platform for animal confinement pens, as shown and described.

DESCRIPTION

FIG. 1 is a fragmentary perspective view taken from the top, one side and one end of a flume platform for animal confinement pens showing my new design;

FIG. 2 is a fragmentary perspective view taken from the bottom, side and end opposite that shown in FIG. 1; FIG. 3 is an elevational view taken from the side shown in FIG. 1; and

FIG. 4 is an elevational view taken from the side shown in FIG. 2.

The center of the platform is broken away in FIGS. 3 and 4 to indicate indeterminate length.

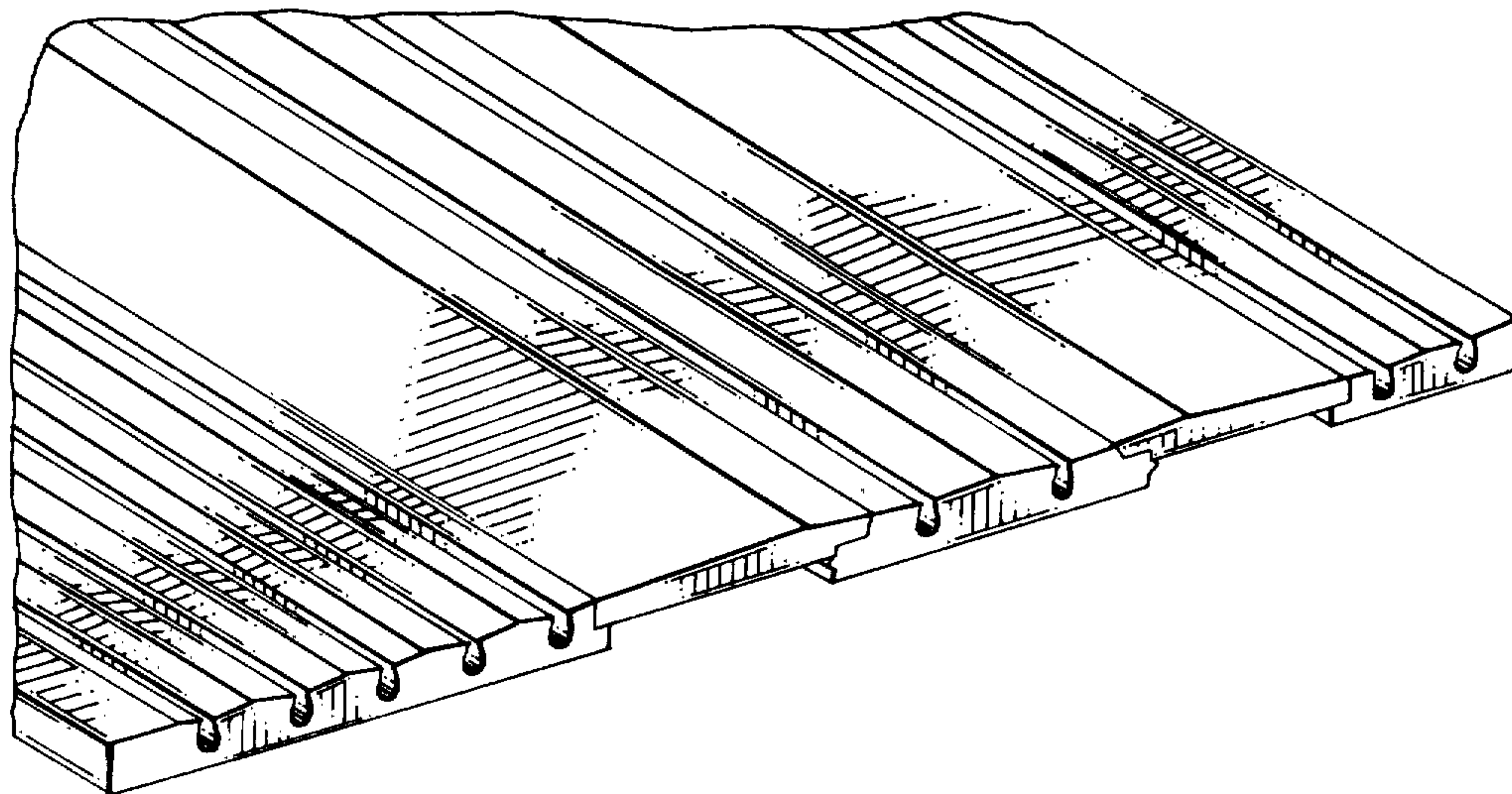


FIG. 1

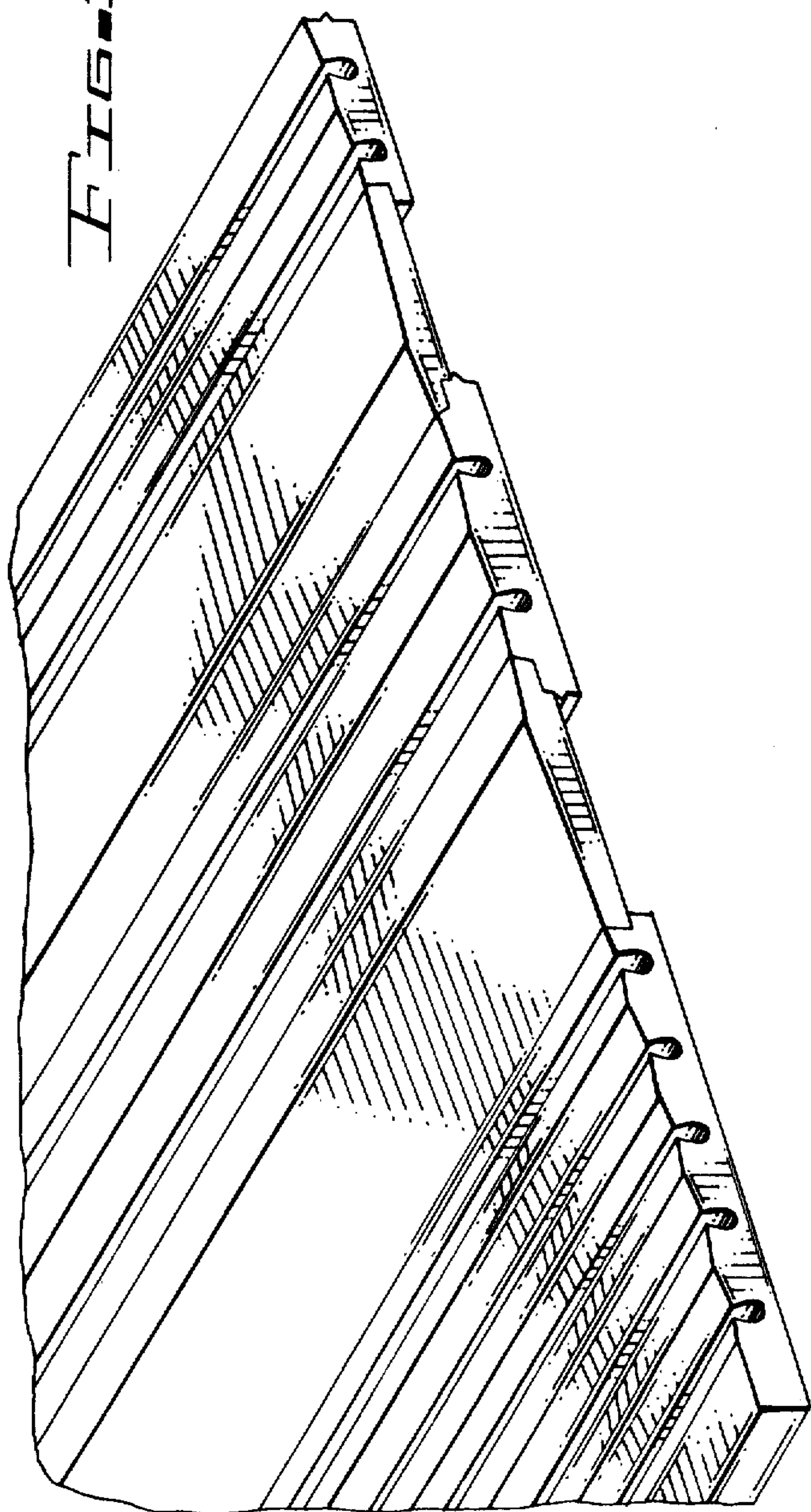


FIG. 2


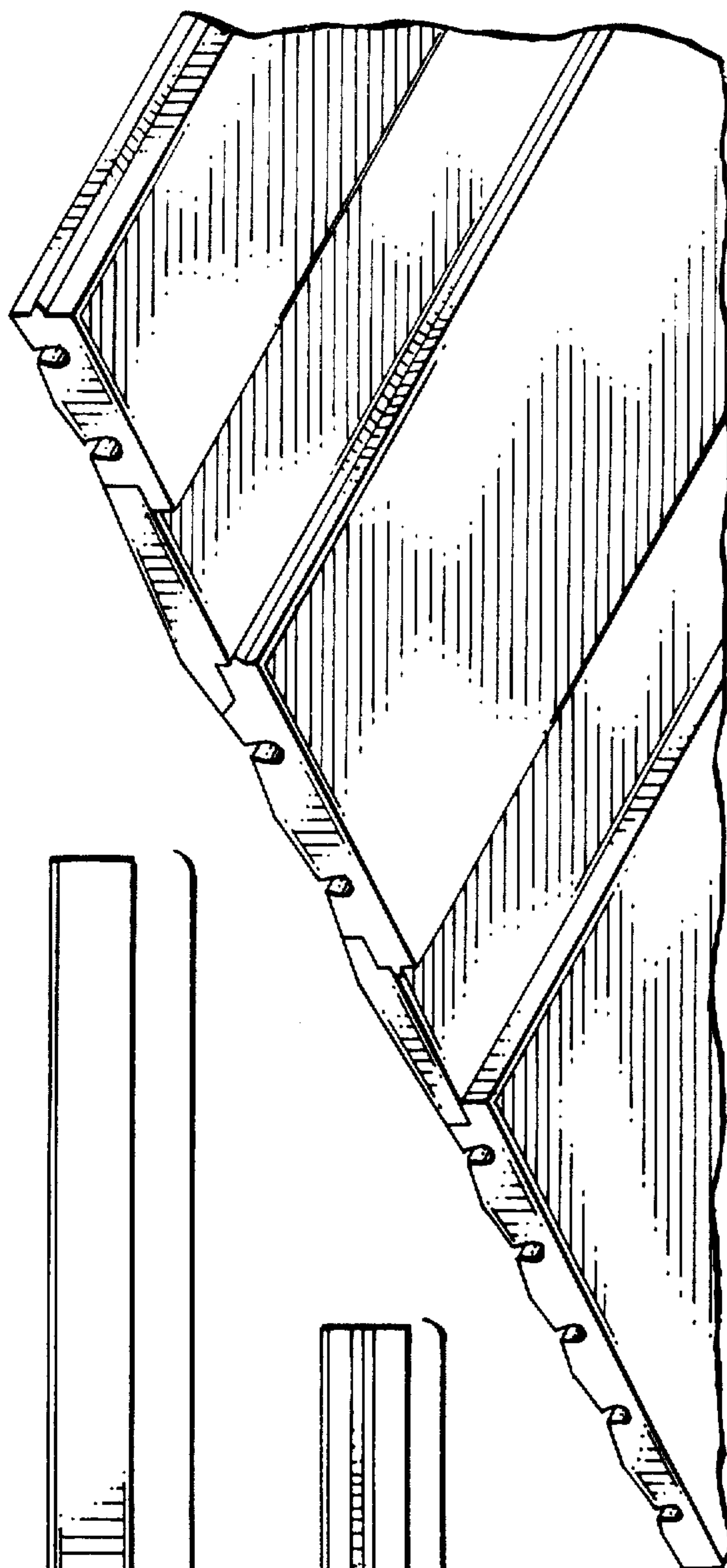


FIG. 3

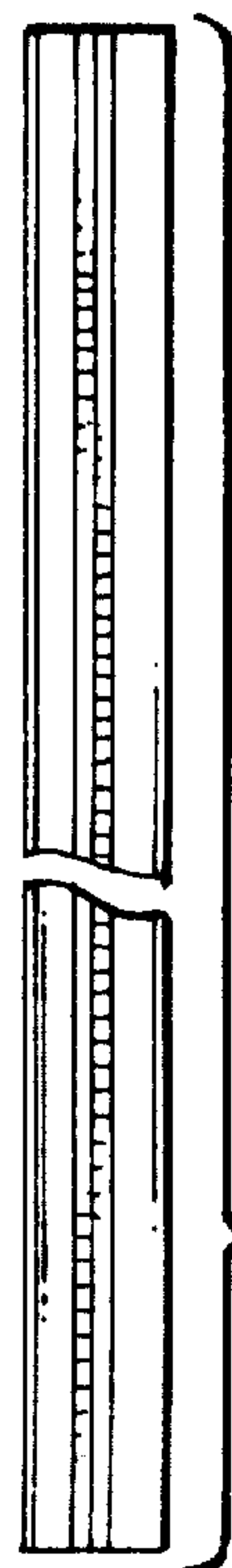


FIG. 4