

- [54] WRIST WATCH
[75] Inventor: Yutaka Fukumura,
Higashimurayama, Japan
[73] Assignee: Citizen Watch Co., Ltd., Tokyo,
Japan
[**] Term: 14 Years
[21] Appl. No.: 83,531
[22] Filed: Oct. 10, 1979
[30] Foreign Application Priority Data
Apr. 17, 1979 [JP] Japan 54-15333
[51] Int. Cl. D10—02
[52] U.S. Cl. D10/38
[58] Field of Search D10/1, 15, 30-39,
D10/38; 368/71-72, 80, 82, 223-229, 231-232,
238-244, 200, 276, 281-282, 285, 294, 296-298

- [56] References Cited
U.S. PATENT DOCUMENTS
D. 237,149 10/1975 Watanabe D10/38
D. 239,512 4/1976 Tsukui D10/38
3,768,247 10/1973 Fujita D10/38 X

4,227,777 10/1980 Murakami 368/242 X

OTHER PUBLICATIONS

Jeweler's Circular-Keystone-9/78-p. 122-watches at top.
Jeweler's Circular-Keystone-2/79-p. 294-watches at top.
Jeweler's Circular-Keystone-3/79-p. 66-watch at left.
Jeweler's Circular-Keystone-6/79-p. 53-watches.

Primary Examiner—Nelson C. Holtje
Attorney, Agent, or Firm—Wegner & Bretschneider

[57] CLAIM

The ornamental design for a wrist watch, as shown and described.

DESCRIPTION

FIG. 1 is a top plan view of a wrist watch showing my new design in a typical activated condition;
FIG. 2 is a bottom plan view thereof,
FIG. 3 is a rear view thereof,
FIG. 4 is a front view thereof,
FIG. 5 is a left side view thereof,
FIG. 6 is a right side view thereof and
FIG. 7 is a sectional view taken from line VII—VII in FIG. 1.

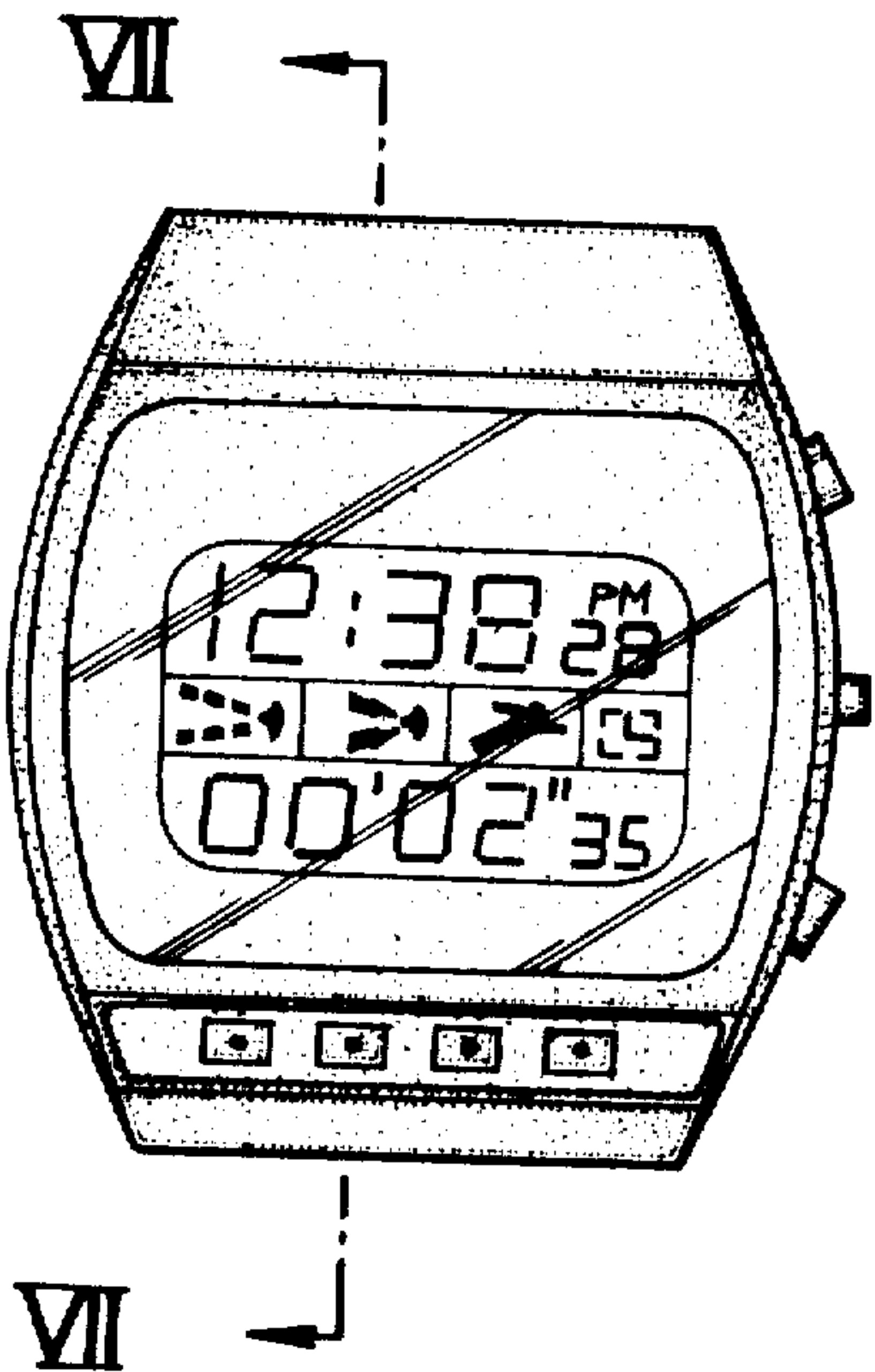


FIG. 1

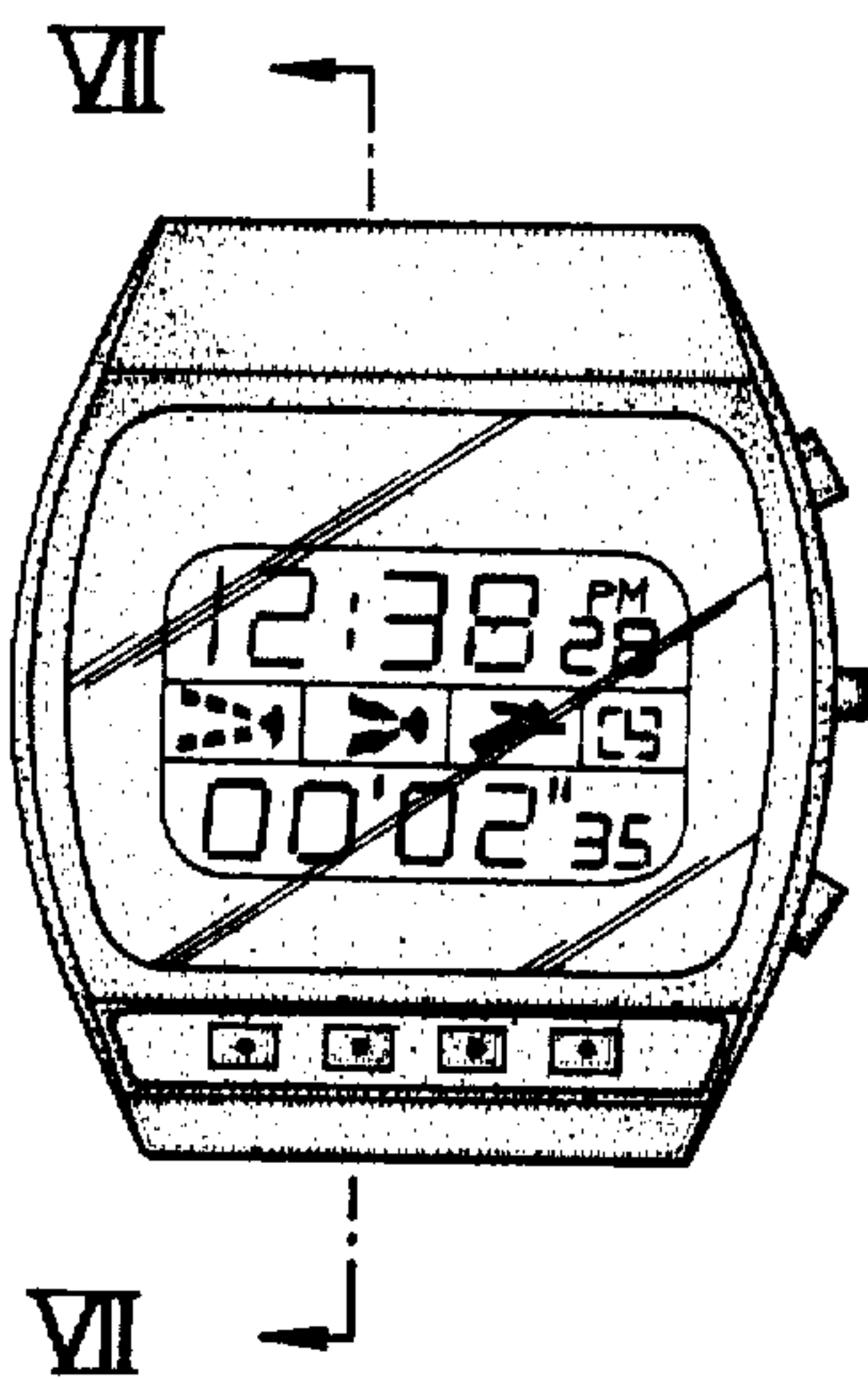


FIG. 2




FIG. 3




FIG. 4




FIG. 5




FIG. 6

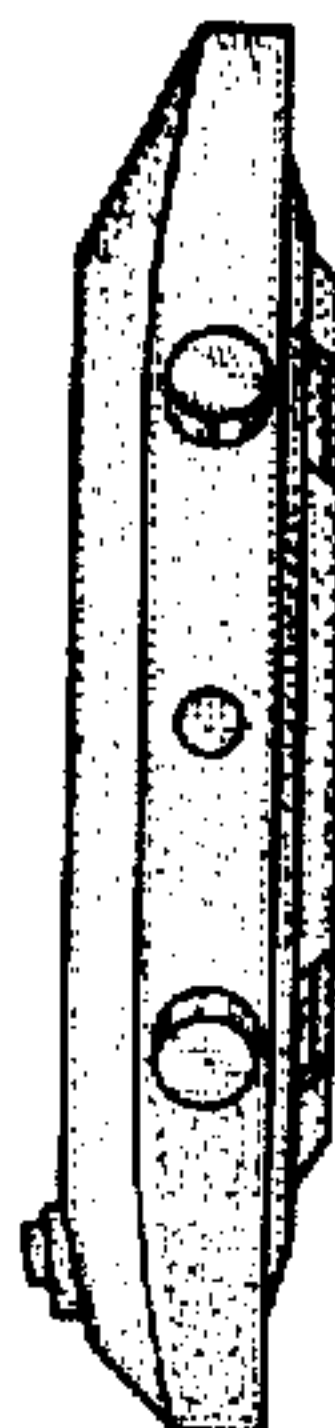


FIG. 7

