

[54] WRIST WATCH

D. 257,005 9/1980 Ruth ..... D10/38

[75] Inventor: Yutaka Fukumura, Higashimurayama, Japan

[73] Assignee: Citizen Watch Co. Ltd., Tokyo, Japan

[\*\*] Term: 14 Years

[21] Appl. No.: 49,486

[22] Filed: Jun. 15, 1979

[30] Foreign Application Priority Data

Mar. 2, 1979 [JP] Japan ..... 54-7732

[51] Int. Cl. .... D10-04

[52] U.S. Cl. .... D10/38

[58] Field of Search ..... D10/15, 30-39, D10/122-126; 368/71-72, 80, 82, 223-229, 231-232, 238-244, 250, 279, 281-282, 285, 288, 294, 296-298

[56] References Cited

U.S. PATENT DOCUMENTS

D. 239,512 4/1976 Tsukui ..... D10/38  
D. 255,333 6/1980 Sulek ..... D10/38

OTHER PUBLICATIONS

*Jeweler's Circular-Keystone-3/79*-p. 66-watch at left.  
*Jeweler's Circular-Keystone-6/78*-p. 49-watches at bottom.  
*Jeweler's Circular-Keystone-2/79*-p. 181-watch at top.  
*European Jeweler-12/74*-p. 66-watch at bottom right.


Primary Examiner—Nelson C. Holtje  
Attorney, Agent, or Firm—Wegner & Bretschneider

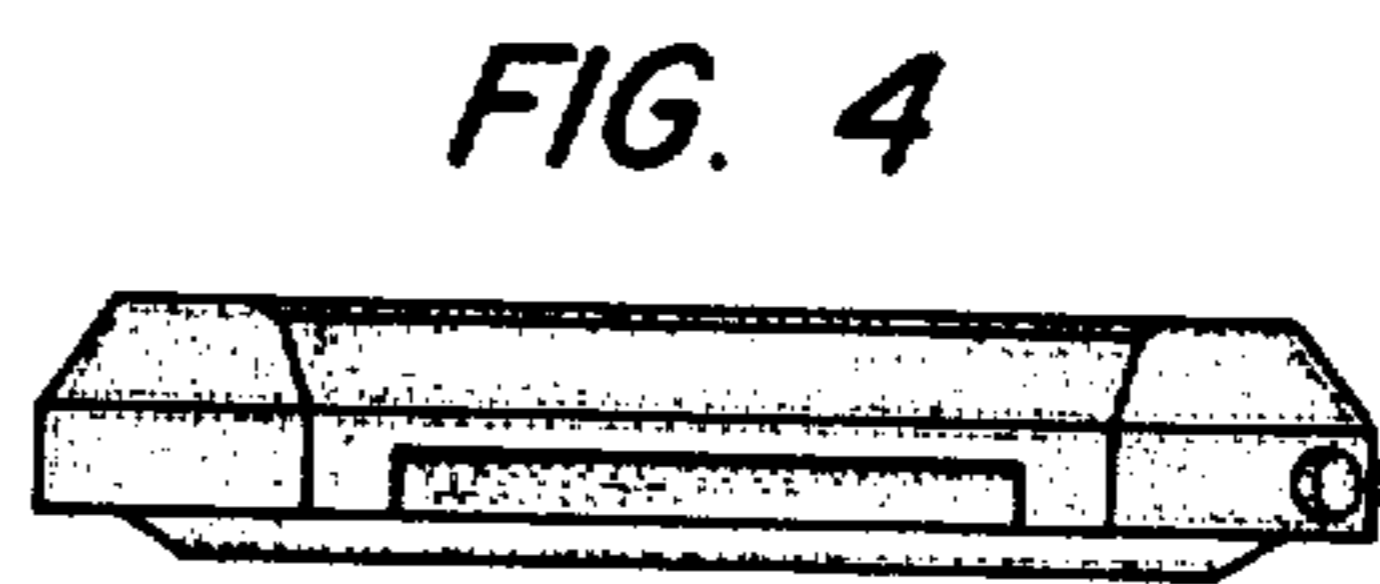
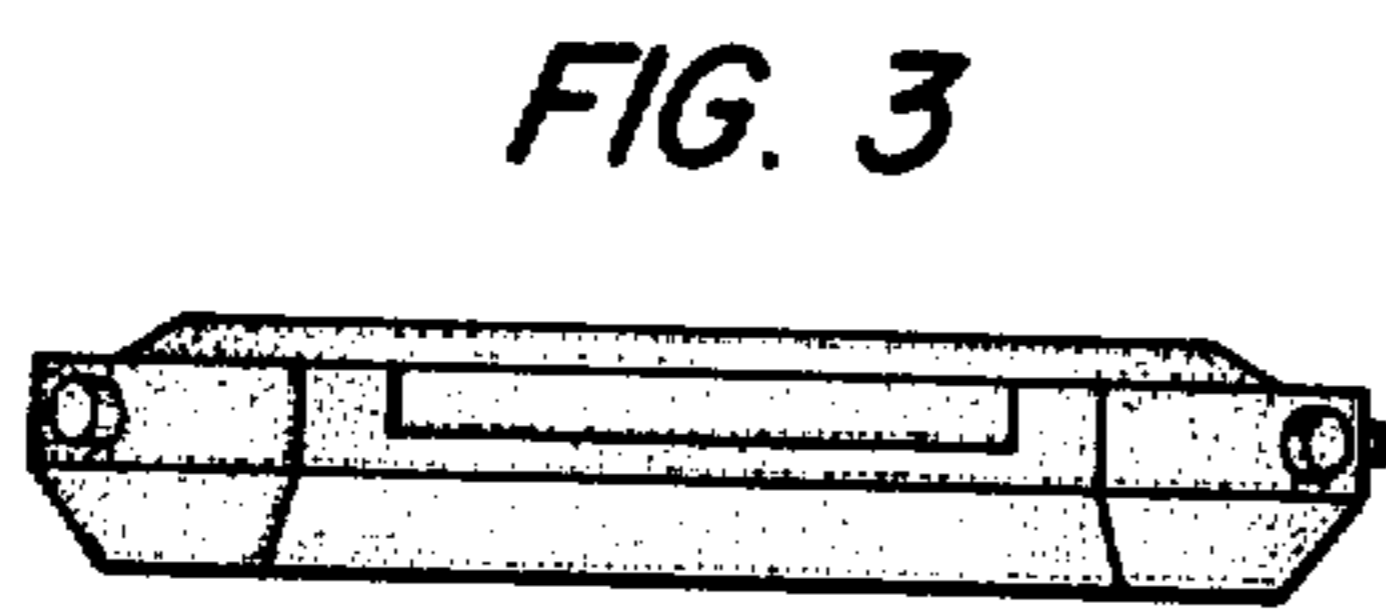

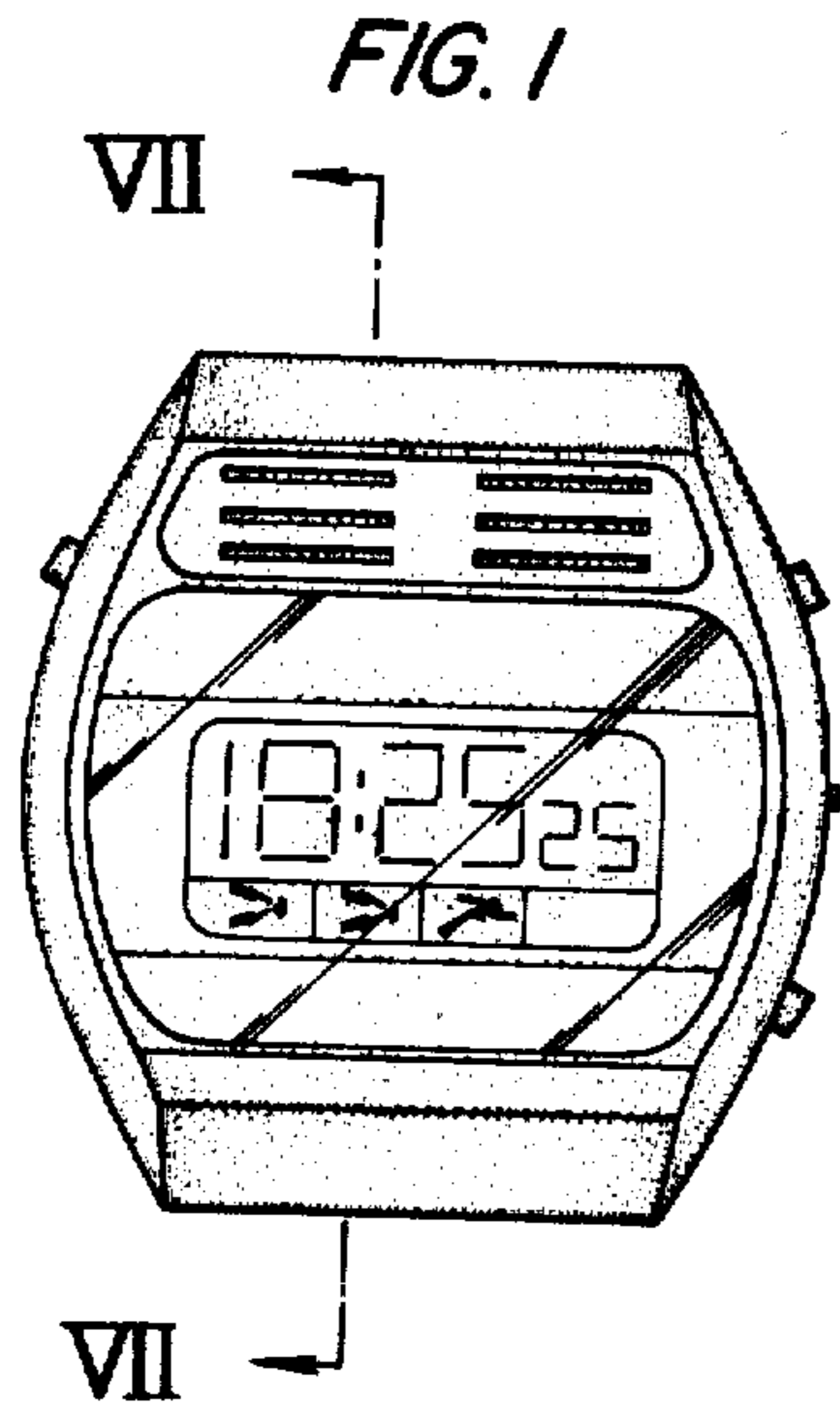
[57] CLAIM

The ornamental design for a wrist watch, as shown and described.


DESCRIPTION

FIG. 1 is a front elevational view of a wrist watch showing my new design,  
FIG. 2 is a rear elevational view thereof,  
FIG. 3 is a top plan view thereof,  
FIG. 4 is a bottom plan view thereof,  
FIG. 5 is a left side elevational view thereof,  
FIG. 6 is a right side elevational view thereof, and  
FIG. 7 is a cross-sectional view as taken from line VII-VII of FIG. 1.






*FIG. 5*



*FIG. 6*



*FIG. 7*

