

[54] EATING UTENSIL

[76] Inventor: William J. Segal, 13010 Debby St., Van Nuys, Calif. 91401

[\*\*] Term: 14 Years

[21] Appl. No.: 17,088

[22] Filed: Mar. 5, 1979

[51] Int. Cl. .... D07—03

[52] U.S. Cl. .... D7/151; D7/42

[58] Field of Search ..... D7/151, 152, 150, 141, D7/137, 138, 42; 30/322, 343, 344; D8/98, 99, 100, 102, 103

[56] References Cited

U.S. PATENT DOCUMENTS

- D. 181,574 12/1957 Bowlen ..... D7/151
- D. 216,733 3/1970 Levinson ..... D7/138
- D. 223,212 3/1972 Berni ..... D7/150
- D. 237,033 10/1975 Oppenheimer ..... D7/151 X
- 1,742,232 1/1930 Casale ..... D7/102 X

OTHER PUBLICATIONS

House & Garden, May, 1973, p. 191, right column, mid-

dle panel—Magellan's Steak Knives Adv., Knife 2nd from r. Gifts & Decorative Accessories, Dec. 1973, p. 116, Flatware with Chopstick Handles, bottom r. panel. Chun King Flyer, Forksticks shown.

Primary Examiner—Winifred E. Herrmann  
Attorney, Agent, or Firm—Allan M. Shapiro

[57] CLAIM

The ornamental design for an eating utensil, substantially as shown and described.

DESCRIPTION

FIG. 1 is a bottom plan view of an eating utensil, showing my new design as embodied in a fork;  
 FIG. 2 is a side elevational view thereof; the opposite side, not shown, is the mirror image thereof;  
 FIG. 3 is a top plan view thereof; and  
 FIG. 4 is an end elevational view thereof as seen from the right of FIG. 1.  
 FIG. 5 is a side elevational view of an eating utensil showing my new design as embodied in a knife;  
 FIG. 6 is a top plan view thereof;  
 FIG. 7 is a bottom plan view thereof;  
 FIG. 8 is a side elevational view thereof; and  
 FIG. 9 is an end elevational view thereof as seen from the right of FIG. 5.

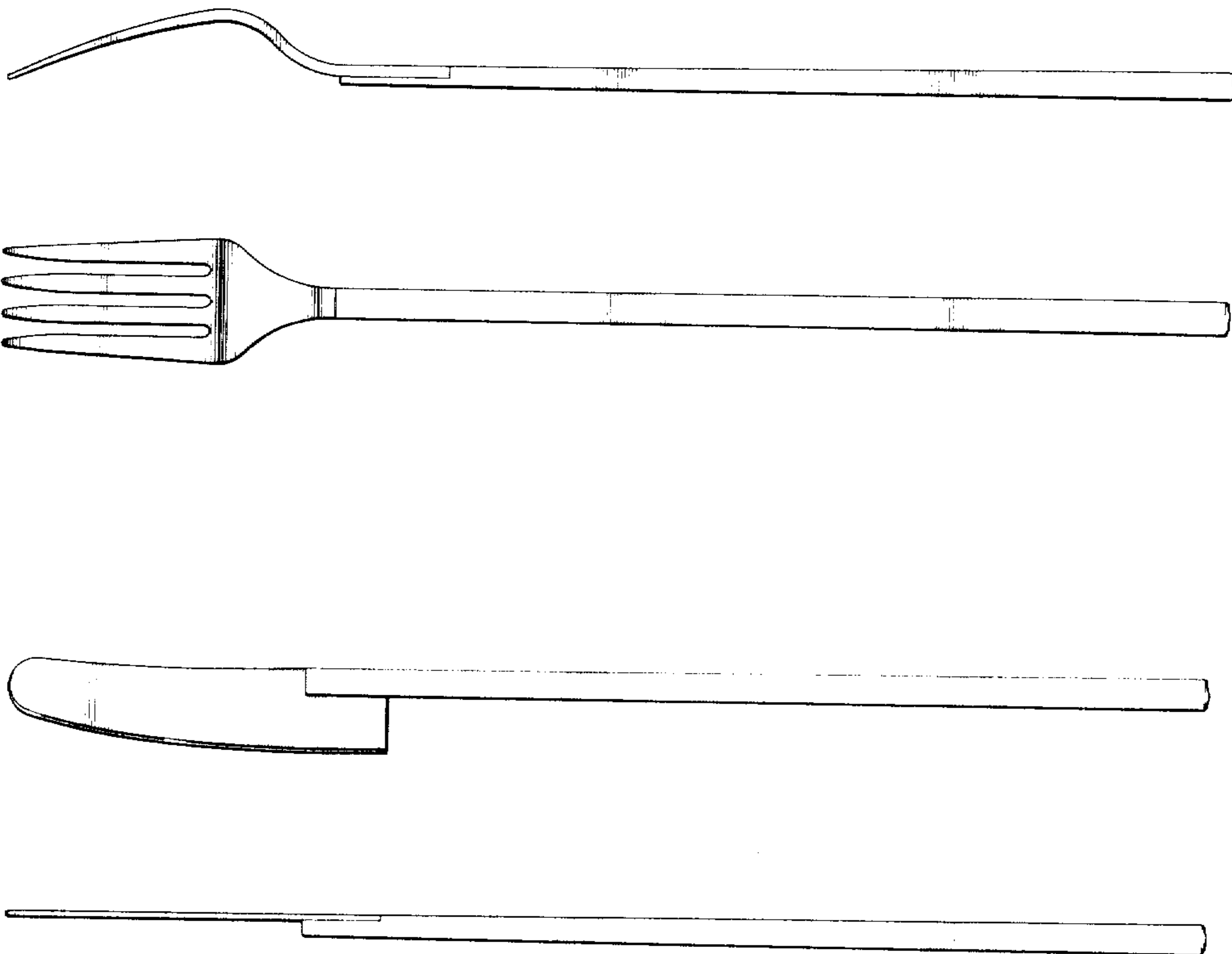


FIG. 1

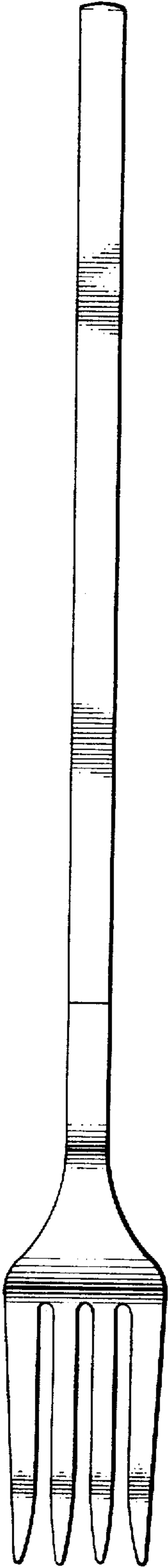


FIG. 2

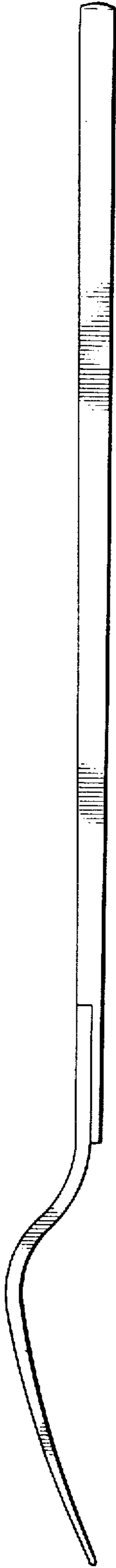


FIG. 3

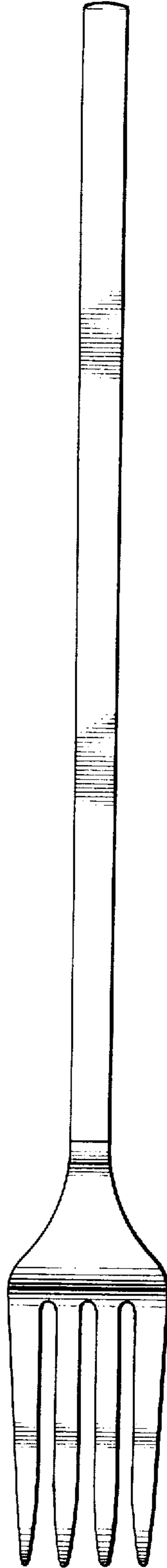


FIG. 4

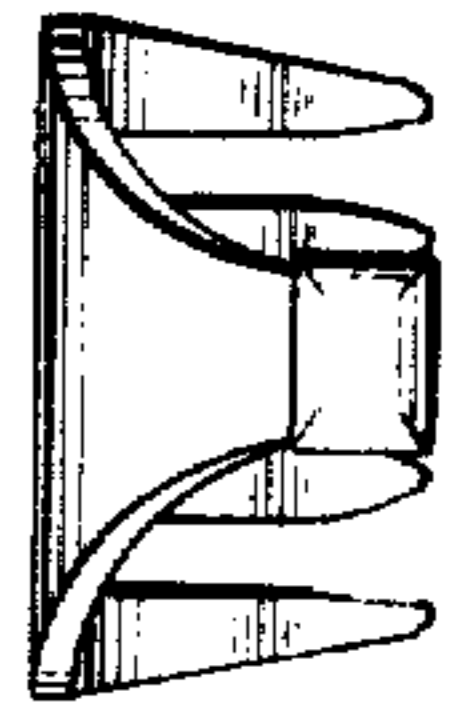


FIG. 5

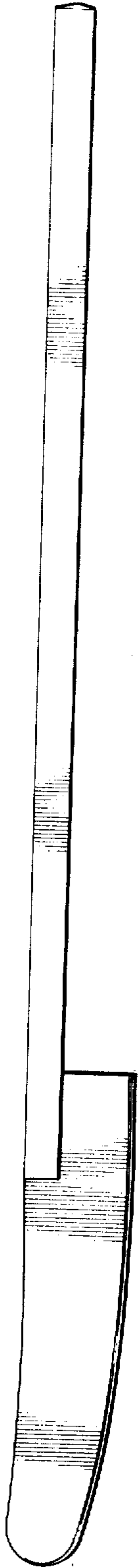


FIG. 6

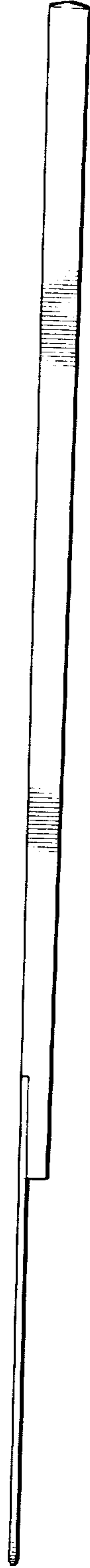


FIG. 7



FIG. 8

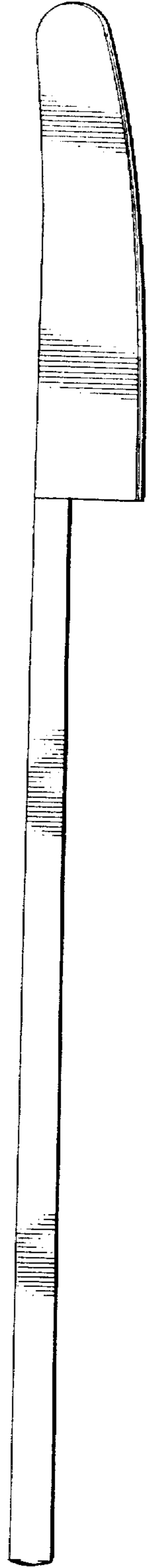


FIG. 9

