

[54] SHELL-FISH UTENSIL

[76] Inventor: **Weldon W. Stiggers**, 2730 NE. 16th, Oklahoma City, Okla. 73117

[**] Term: **14 Years**

[21] Appl. No.: **80,990**

[22] Filed: **Oct. 1, 1979**

[51] Int. Cl. **D07-04**

[52] U.S. Cl. **D7/106; D7/42; D7/148; D7/151**

[58] Field of Search **D7/98, 137, 151, 152, D7/138, 140, 42, 141, 148, 149, 147, 106; 30/322, 137, 120.1, 120.2, 123.6, 123.7, 147, 148; 294/61; 17/66, 69, 75, 74, 73**

[56] **References Cited**

U.S. PATENT DOCUMENTS

- D. 189,885 3/1961 Gerson **D7/148 X**
- D. 210,319 2/1968 Wallance **D7/151**
- 1,230,123 6/1917 Connelly **30/148 X**
- 4,147,918 4/1979 Ritter et al. **30/340 X**
- 4,200,961 5/1980 Mueller **17/73**

FOREIGN PATENT DOCUMENTS

19027 of 1910 United Kingdom 30/322

OTHER PUBLICATIONS

Gifts & Tableware, Nov. 1972, p. 13, Supreme Cutlery, bottom row.

Gifts & Decorative Accessories, Jul. 1975, p. 91, Cheese Servers, by Oxford Hall Silversmiths, 2nd panel down, Fork at far r.

Primary Examiner—Winifred E. Herrmann
Attorney, Agent, or Firm—Dunlap, Codding & McCarthy

[57] **CLAIM**

The ornamental design for a shell-fish utensil, as shown and described.


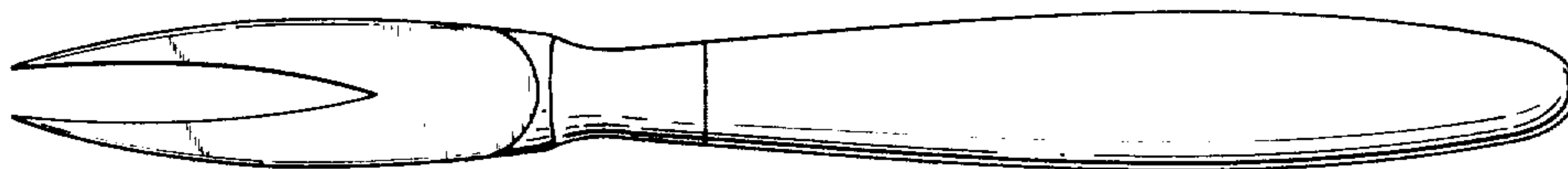
DESCRIPTION

FIG. 1 is a side elevational view of a shell-fish utensil showing my new design, the side opposite being a mirror image thereof;

FIG. 2 is a top or bottom plan view thereof;

FIG. 3 is a left end elevational of **FIG. 1**; and

FIG. 4 is a right end elevational view of **FIG. 1**.



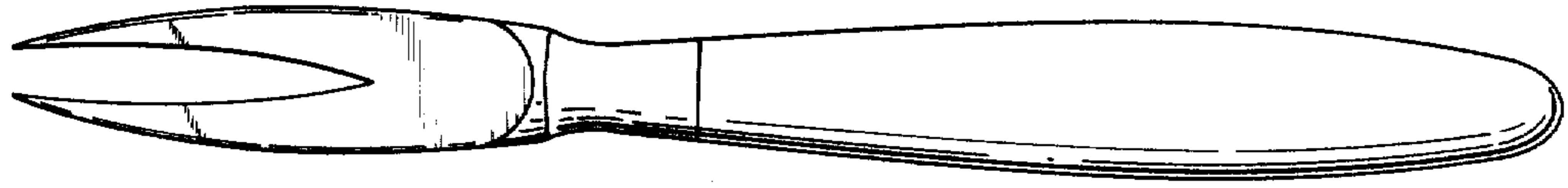


FIG. 1




FIG. 2



FIG. 3



FIG. 4