

[54] **COMBINED TOILET SEAT AND COVER, OR SIMILAR ARTICLE**

3,517,396 6/1970 Wert 4/234
3,802,000 4/1974 Waldon 4/236

[75] Inventor: **Mogens Boyter**, Ega, Denmark

[73] Assignee: **Dansk Pressalit A/S**, Aarhus, Denmark

[**] Term: **14 Years**

[21] Appl. No.: **44,815**

[22] Filed: **Jun. 1, 1979**

Related U.S. Application Data

[63] Continuation-in-part of Ser. No. 904,715, May 10, 1978.

Foreign Application Priority Data

Nov. 11, 1977 [DK] Denmark 873/77

[51] Int. Cl. **D23—02**

[52] U.S. Cl. **D23/71**

[58] Field of Search **D23/65-67,**
D23/71; 4/234, 236, 237, 240

[56] **References Cited**

U.S. PATENT DOCUMENTS

D. 198,491 6/1964 Macowski, Jr. D23/71
D. 237,969 12/1975 Firdmann D23/71
D. 254,684 4/1980 Boyter D23/71

OTHER PUBLICATIONS

Church American Standard, Form No. 72216-6, (1/73), p. 7, top right item.
Hardware Age, Sep. 3, 1964, p. 264.

Primary Examiner—James R. Largen
Attorney, Agent, or Firm—Ladas & Parry

[57] **CLAIM**

The ornamental design for a combined toilet seat and cover, or similar article, as shown and described.

DESCRIPTION

FIG. 1 is a perspective view taken from the top, rear and left side of a combined toilet seat and cover showing my new design;

FIG. 2 is a perspective view taken from the front, top and left side thereof, showing the cover in a raised position;

FIG. 3 is a top plan view of FIG. 1;


FIG. 4 is a left side elevational view of FIG. 1, the right side being a mirror image of the left side shown;

FIG. 5 is a front elevational view of FIG. 1;

FIG. 6 is a rear elevational view of FIG. 1;

FIG. 7 is a left side elevational view of the seat alone; and

FIG. 8 is a front elevational view of FIG. 1.






FIG. 1

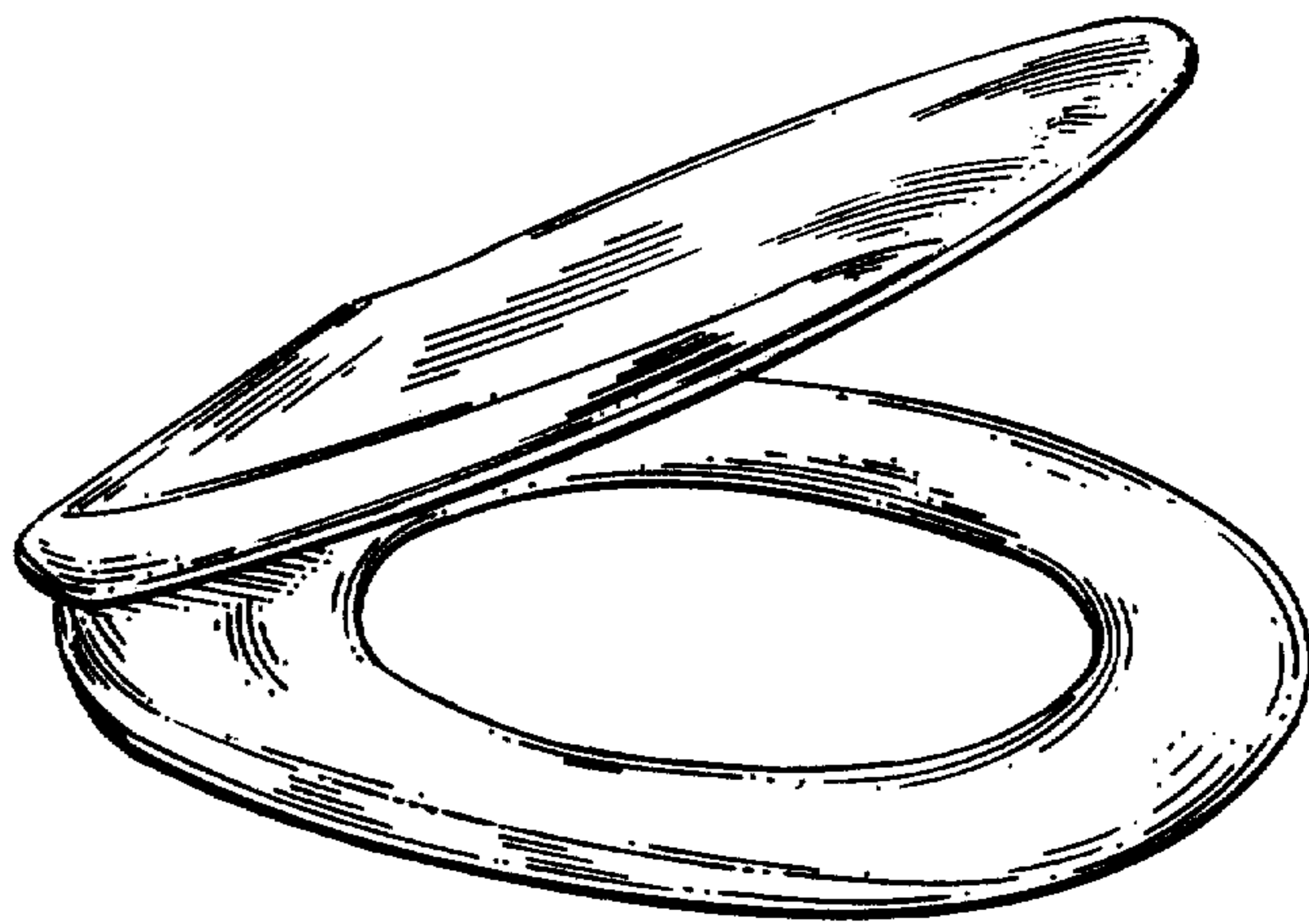


FIG. 2

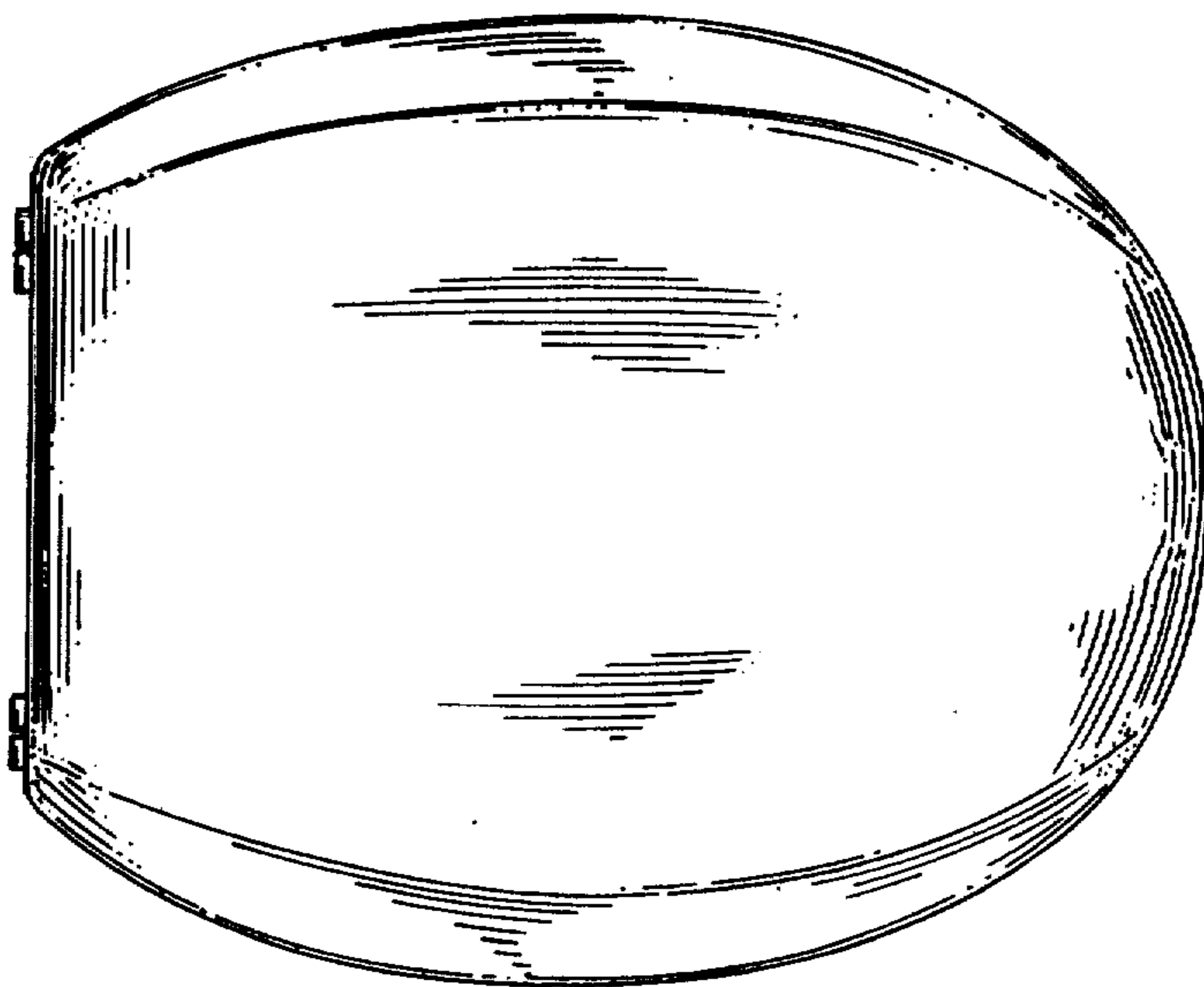


FIG. 3




FIG. 4




FIG. 5




FIG. 6




FIG. 7




FIG. 8