

[54] SELF-INKING STAMP

[75] Inventors: Alexander C. Wall, Nokomis, Fla.; Leonard H. Sculler, Englishtown, N.J.

[73] Assignee: M & R Seal Press Co., Inc., Roselle, N.J.

[\*\*] Term: 14 Years

[21] Appl. No.: 106,090

[22] Filed: Dec. 21, 1979

[51] Int. Cl. D19-02

[52] U.S. Cl. D18/15

[58] Field of Search D18/14-18; 101/368, 405, 327

[56] References Cited

U.S. PATENT DOCUMENTS

- D. 160,469 10/1950 Blennet D18/15
- D. 233,563 11/1974 Funahashi D18/15
- D. 235,116 5/1975 Davis et al. D18/14
- D. 236,754 9/1975 Funahashi D18/15

- 3,402,663 9/1968 Funahashi 101/327
- 3,442,209 5/1969 Funahashi 101/327
- 3,952,653 4/1976 McFarland 101/368 X

Primary Examiner—Robert C. Spangler  
Attorney, Agent, or Firm—Albert C. Johnston

[57] CLAIM

The ornamental design for a self-inking stamp, substantially as shown and described.

DESCRIPTION

FIG. 1 is a perspective view of a self-inking stamp embodying our new design;  
 FIG. 2 is a front elevational view thereof;  
 FIG. 3 is an elevational view of one end thereof;  
 FIG. 4 is an elevational view of the opposite end thereof;  
 FIG. 5 is a rear elevational view thereof;  
 FIG. 6 is a bottom plan view thereof;  
 FIG. 7 is a top plan view thereof;  
 FIG. 8 is an end elevational view showing the device as it appears when pressed down to a position for applying a stamp impression.

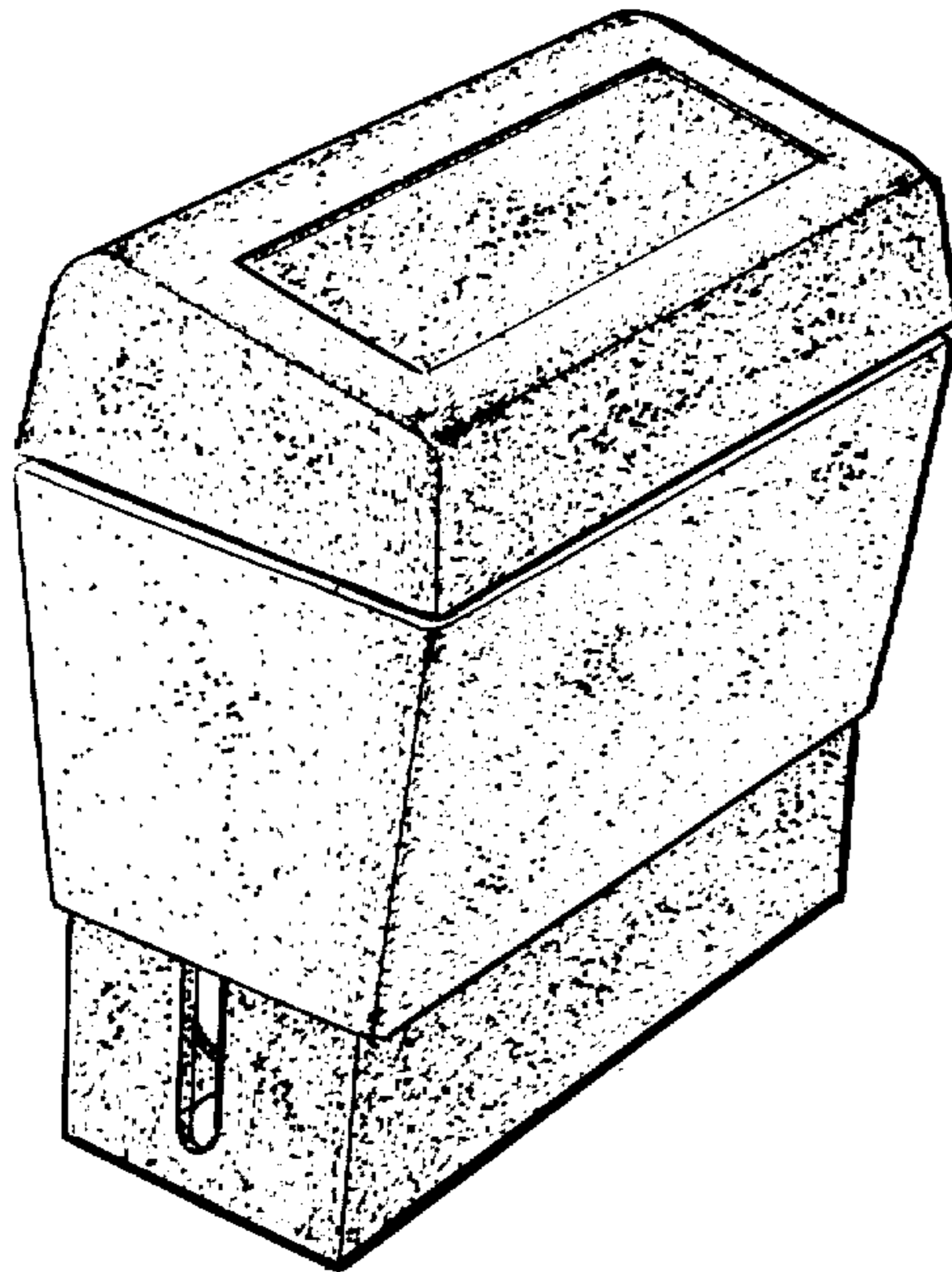


FIG. 4




FIG. 7



FIG. 2




FIG. 5




FIG. 3

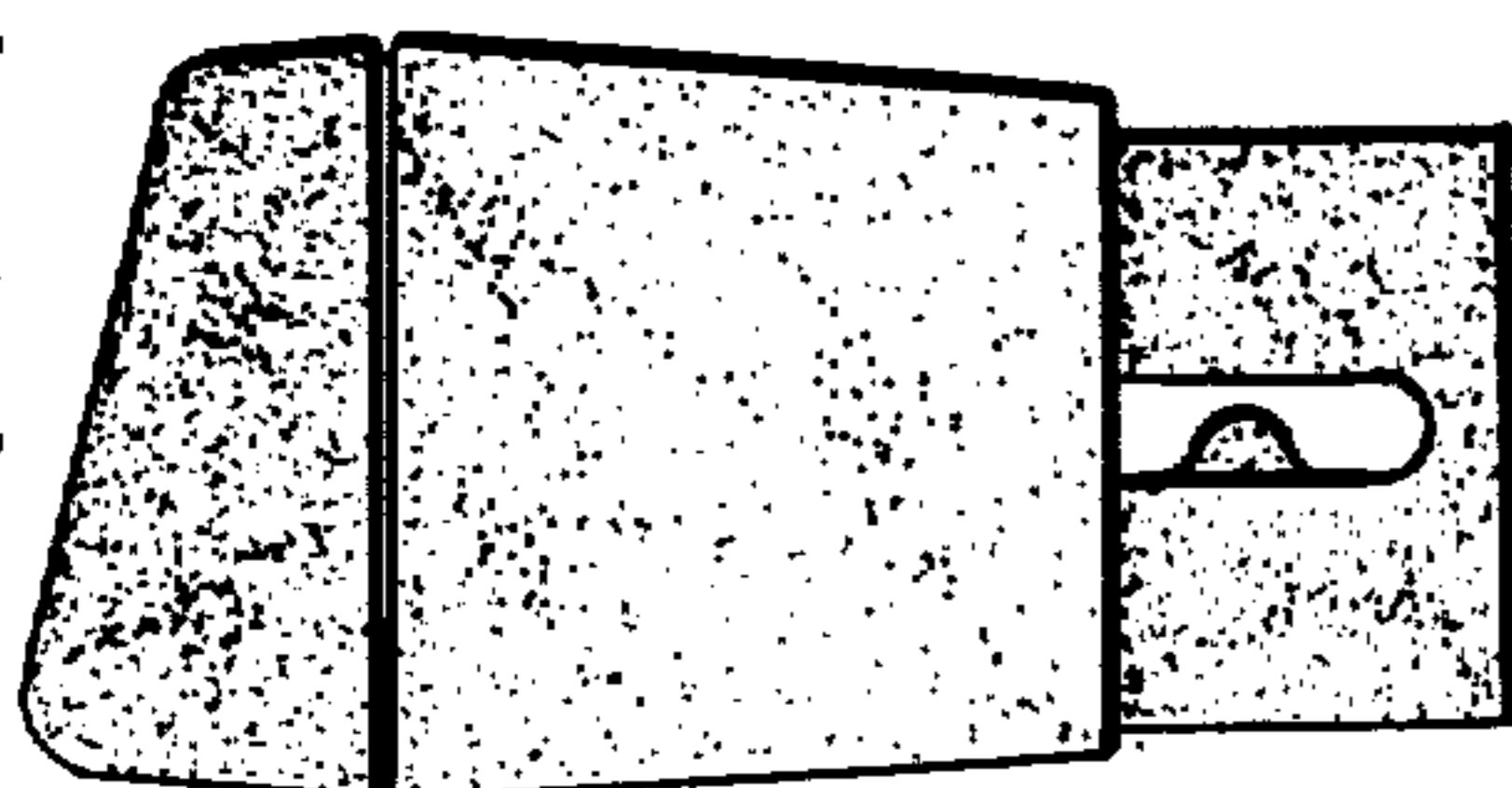


FIG. 6




FIG. 1

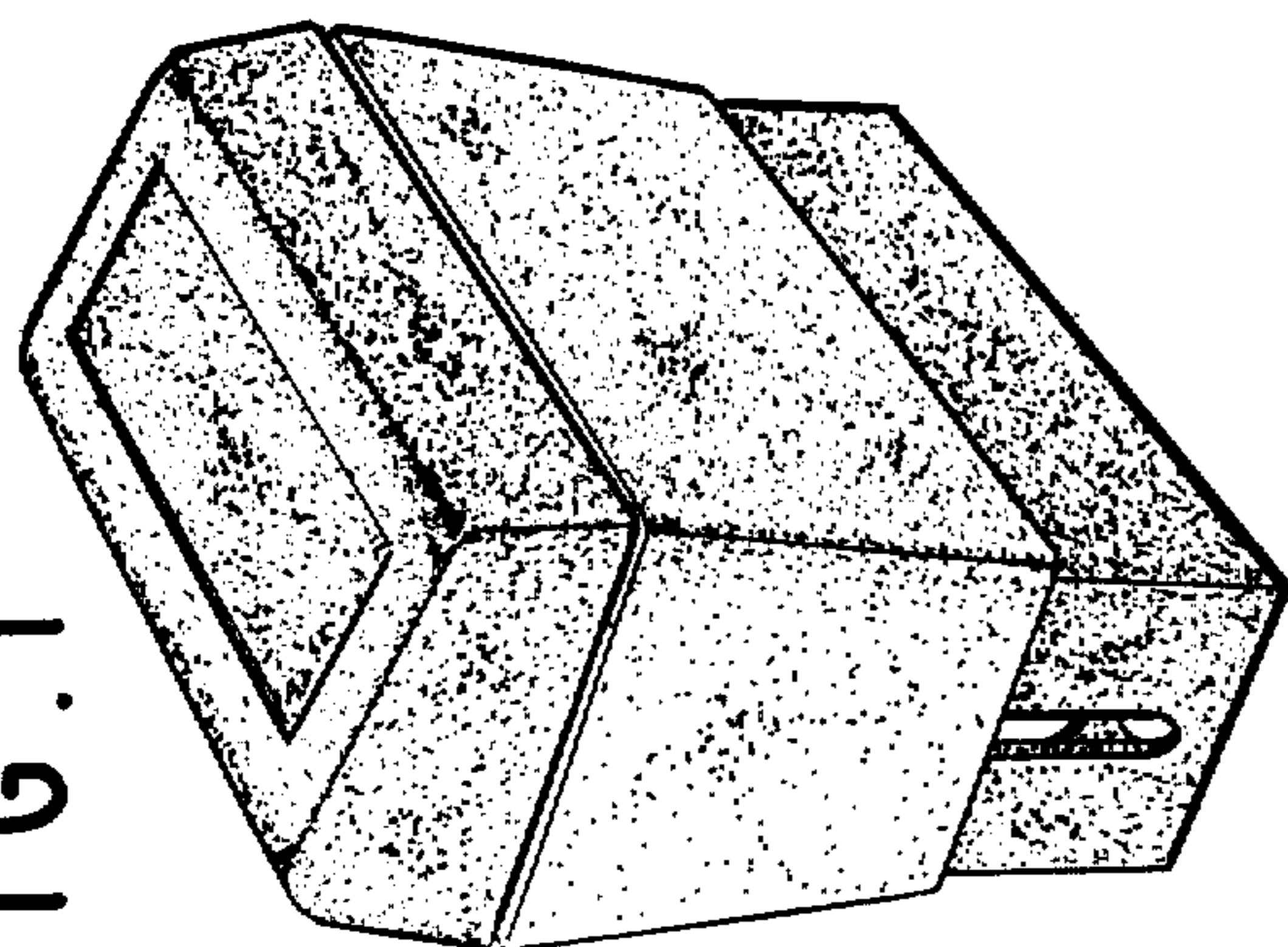


FIG. 8

