

[54] RADIO RECEIVER

[75] Inventors: Takeyoshi Kawano, Kyoto; Teruyuki Nishimoto, Hirakata, both of Japan

[73] Assignee: Matsushita Electric Industrial Co., Ltd., Kadoma, Japan

[**] Term: 14 Years

[21] Appl. No.: 940,642

[22] Filed: Sep. 6, 1978

[30] Foreign Application Priority Data

Mar. 10, 1978 [JP] Japan 53-9276

[51] Int. Cl. D14-03

[52] U.S. Cl. D14/70

[58] Field of Search D14/1, 5, 6, 39, 68, D14/70-76, 95, 96, 99

[56] References Cited

U.S. PATENT DOCUMENTS

- D. 183,677 10/1958 Boldt et al. D14/95
- D. 251,493 4/1979 Hamada D14/70
- D. 252,425 7/1979 Hamada et al. D14/70
- D. 253,412 11/1979 Takenaka et al. D14/72 X

OTHER PUBLICATIONS

Home Furnishings Daily, 1-13-77, Sanyo Supplement, p. "3", Item M2422.

Primary Examiner—Jane E. Corrigan

[57] CLAIM

The ornamental design for a radio receiver, as shown.

DESCRIPTION

FIG. 1 is a front, top and right side perspective view of a radio receiver showing our new design; FIG. 2 is a rear, bottom and left side perspective view; FIG. 3 is a left side elevational view; and FIG. 4 is a top plan view.




FIG. 1




FIG. 2

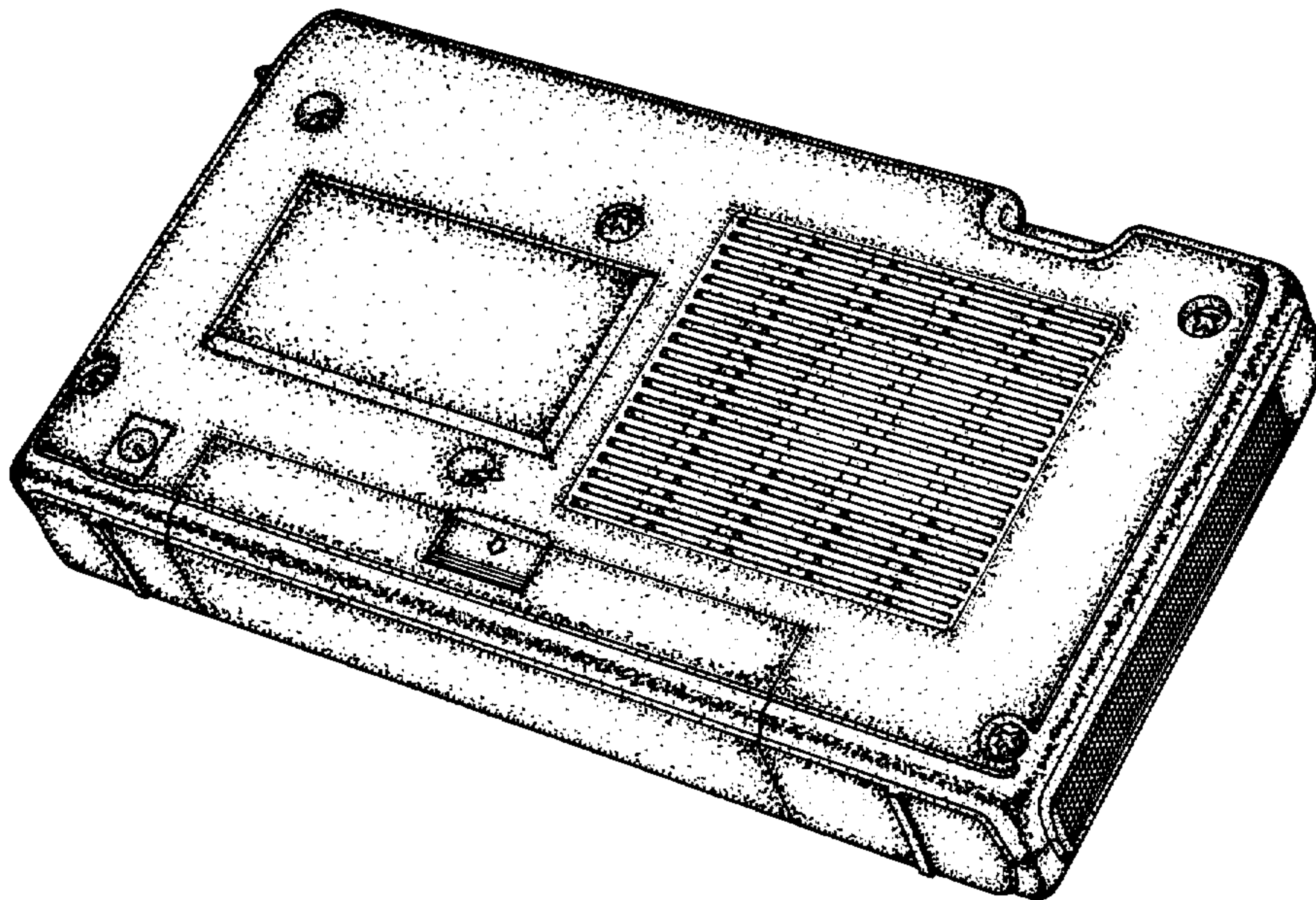


FIG. 3

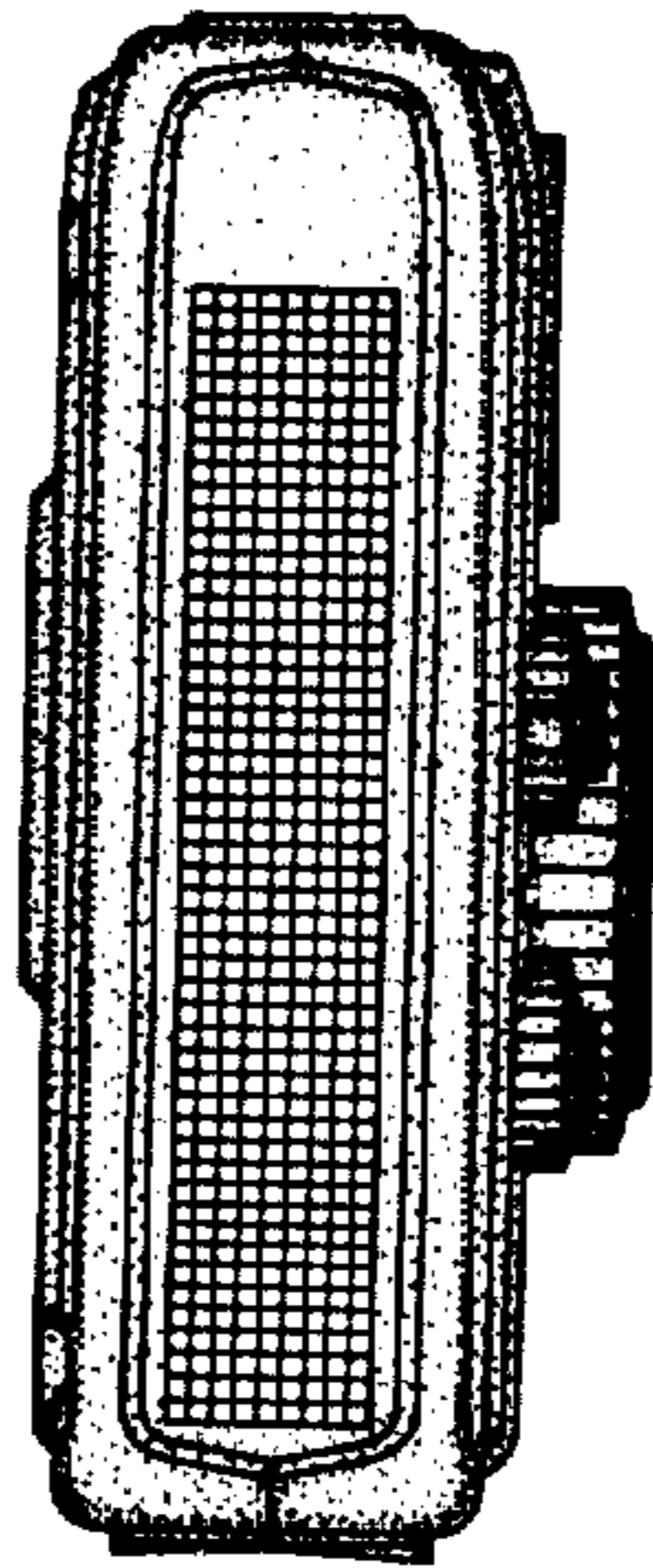


FIG. 4

