

[54] WRISTWATCH

[76] Inventor: **Jean Dinh Van**, 15, Place Gaillon, 75002 Paris, France

[**] Term: **14 Years**

[21] Appl. No.: **21,680**

[22] Filed: **Mar. 19, 1979**

[30] **Foreign Application Priority Data**

Sep. 19, 1978 [CH] Switzerland 67543/78

[51] Int. Cl. **D10-02**

[52] U.S. Cl. **D10/39**

[58] Field of Search D10/30-39, D10/122-126, 21, 24-26; 368/71-72, 80, 82, 223-229, 231-232, 238-244, 250, 276, 281-282, 285, 288, 294, 296-298

[56] **References Cited**

U.S. PATENT DOCUMENTS

D. 84,890 8/1931 Graff D10/21

OTHER PUBLICATIONS

Jeweler's Circular-Keystone, 7/78, p. 205, Watch.

European Jeweler, 6/76, p. 23, Watch at top.

Jeweler's Circular-Keystone, 9/78, p. 142, Watch at bottom-right.

Jeweler's Circular-Keystone, 3/76, Watch at top-left.

Primary Examiner—Nelson C. Holtje

[57] **CLAIM**

The ornamental design for a wristwatch, as shown and described.

DESCRIPTION

FIG. 1 is a front elevational view of a wristwatch showing my new design;

FIG. 2 is a rear elevational view thereof;

FIG. 3 is a left side elevational view thereof;

FIG. 4 is a right side elevational view thereof;

FIG. 5 is an end elevational view thereof, the opposite end being a mirror image thereto.

The side opposite that shown in FIG. 5 is a mirror image of FIG. 5.

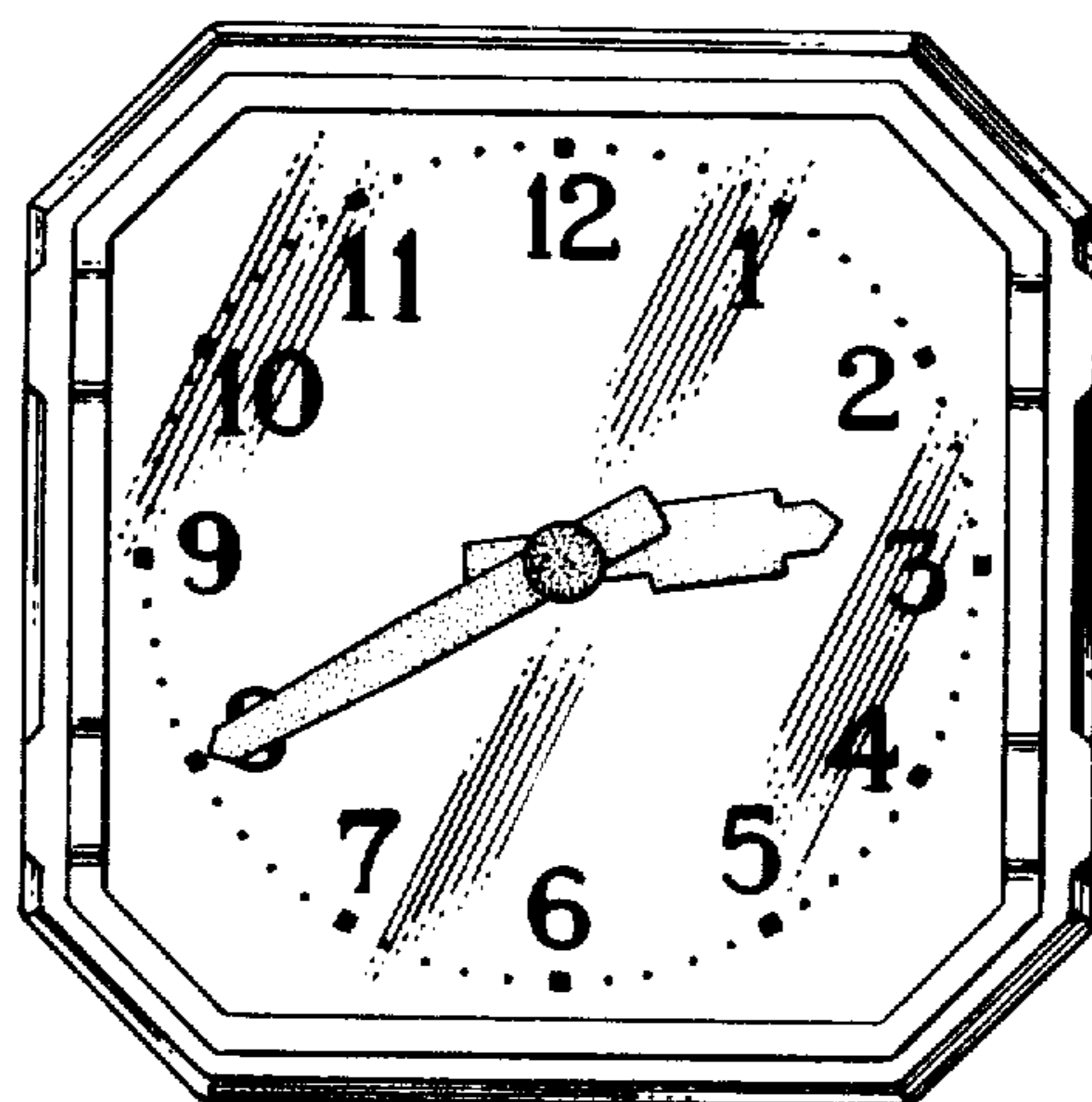


FIG. 5

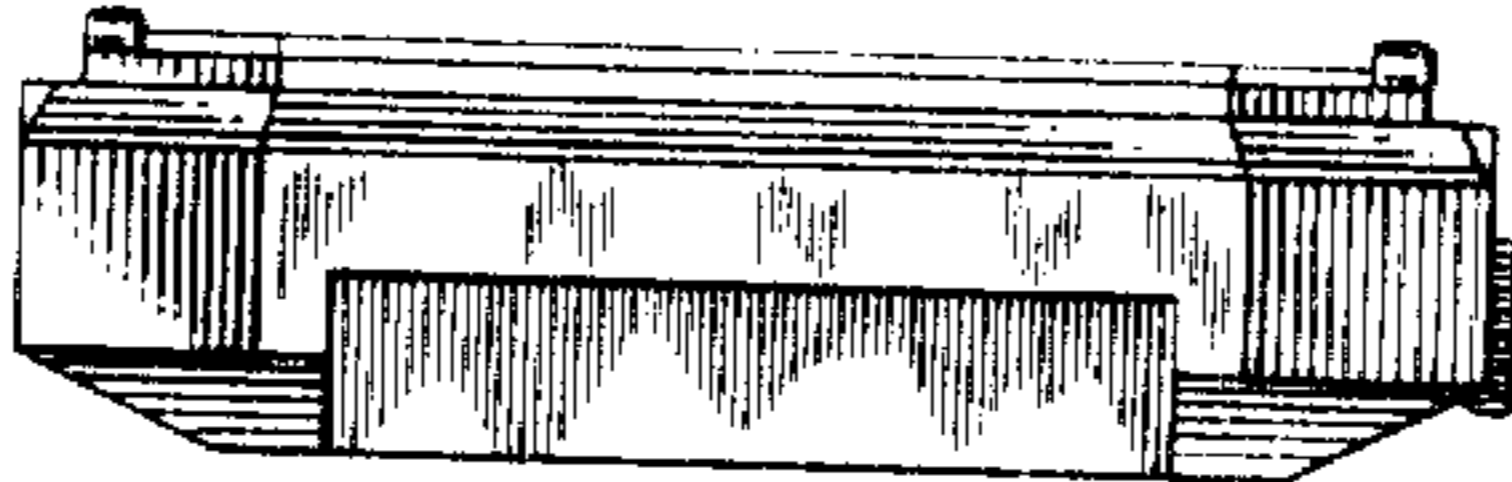


FIG. 1


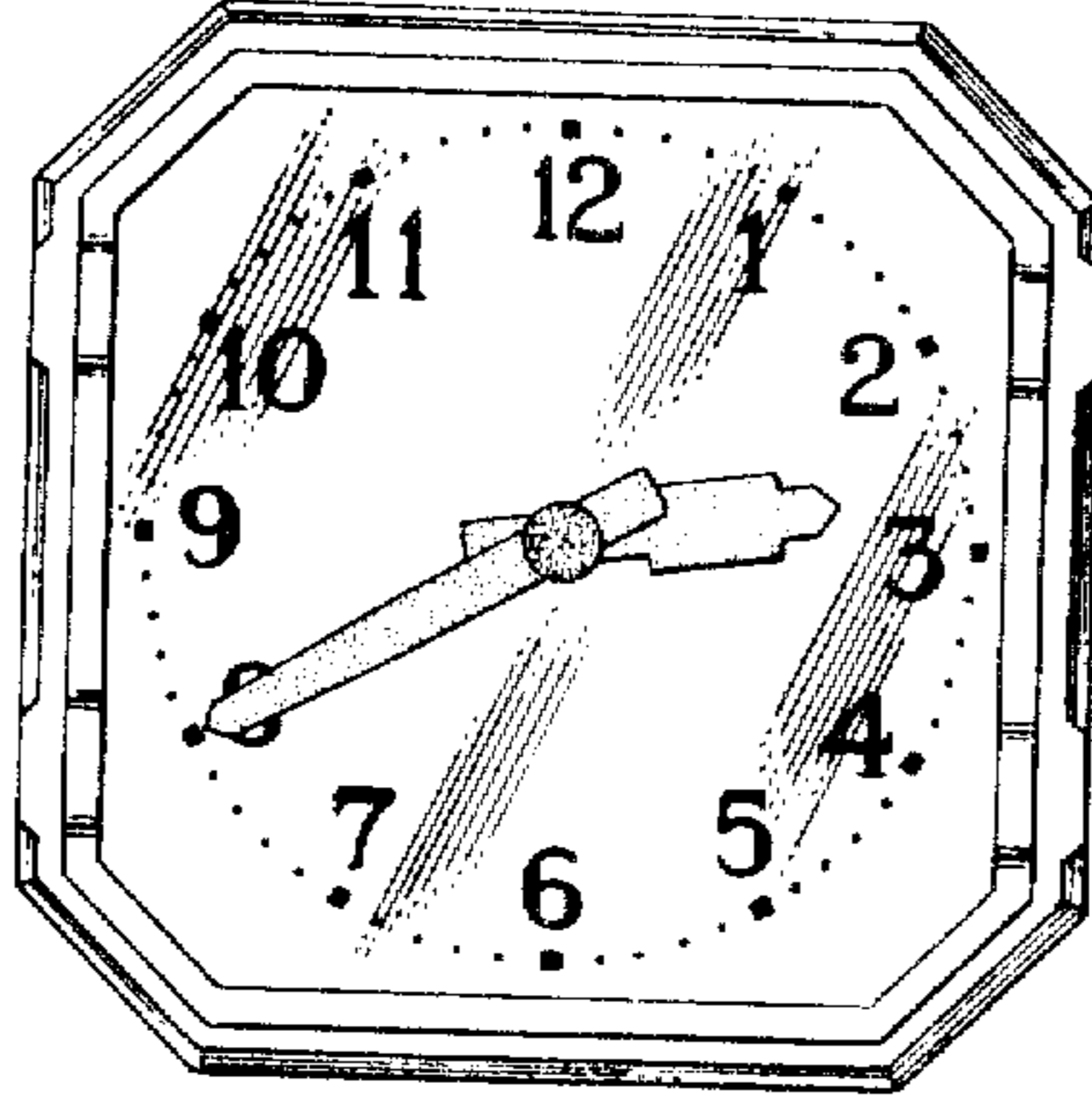


FIG. 3

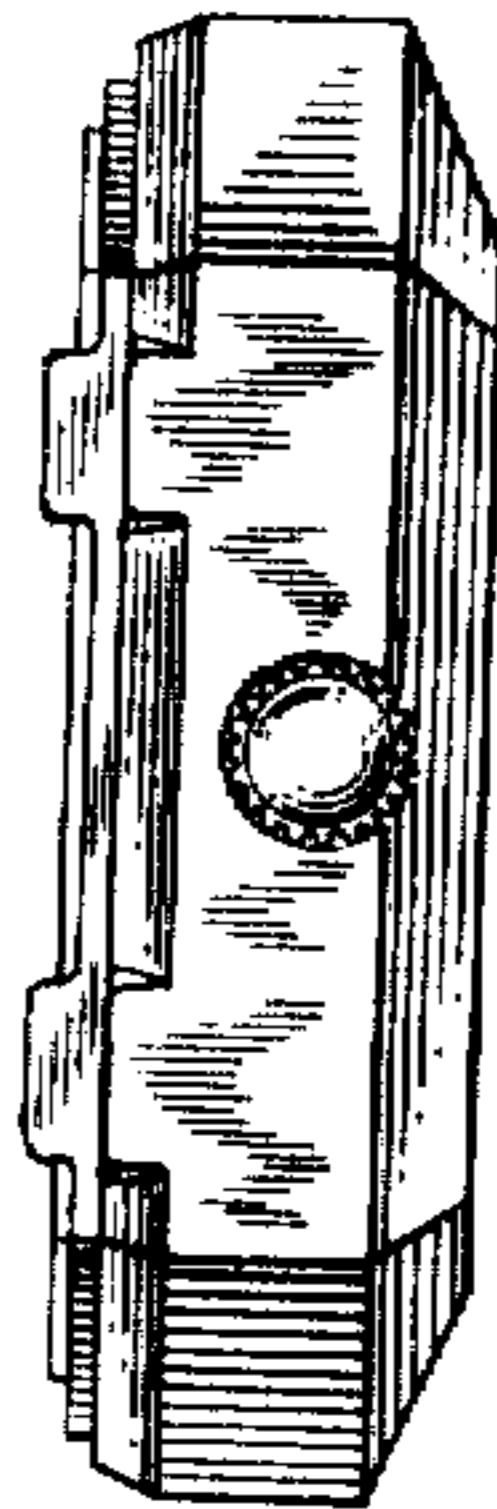


FIG. 4

FIG. 2

