

[54] SERVING TRAY

[76] Inventor: Stephen D. DesMarais, R.R. 2,
Staples, Minn. 56479

[**] Term: 14 Years

[21] Appl. No.: 21,560

[22] Filed: Mar. 19, 1979

[51] Int. Cl. D07—99

[52] U.S. Cl. D7/38; D7/73

[58] Field of Search D7/73, 74, 41, 21, 71,
D7/37, 38; 248/37.6, 37.3; 211/60 T; D9/219,
242, 243, 244, 184, 187, 189; 206/553, 561, 564,
562; D3/67, 68, 69, 30, 40

[56] References Cited

U.S. PATENT DOCUMENTS

D. 193,071 6/1962 Chadbourne D9/219
583,469 6/1897 Guilbert 206/561 X
1,635,911 7/1927 Vegkley 206/553

1,711,412 4/1929 Hines 206/564

FOREIGN PATENT DOCUMENTS

2426361 4/1975 Fed. Rep. of Germany 206/564
1145576 10/1957 France 206/553

Primary Examiner—Winifred E. Herrmann
Attorney, Agent, or Firm—Frederick A. Fleming

[57] CLAIM

The ornamental design for a serving tray, as shown and described.

DESCRIPTION

FIG. 1 is a top plan view of a serving tray showing my new design;
FIG. 2 is a side elevational view thereof;
FIG. 3 is a cross-sectional view taken on line 3—3 of FIG. 1;
FIG. 4 is a bottom plan view thereof;
FIG. 5 is an end elevational view thereof;
FIG. 6 is a cross-sectional view taken on line 6—6 of FIG. 1.

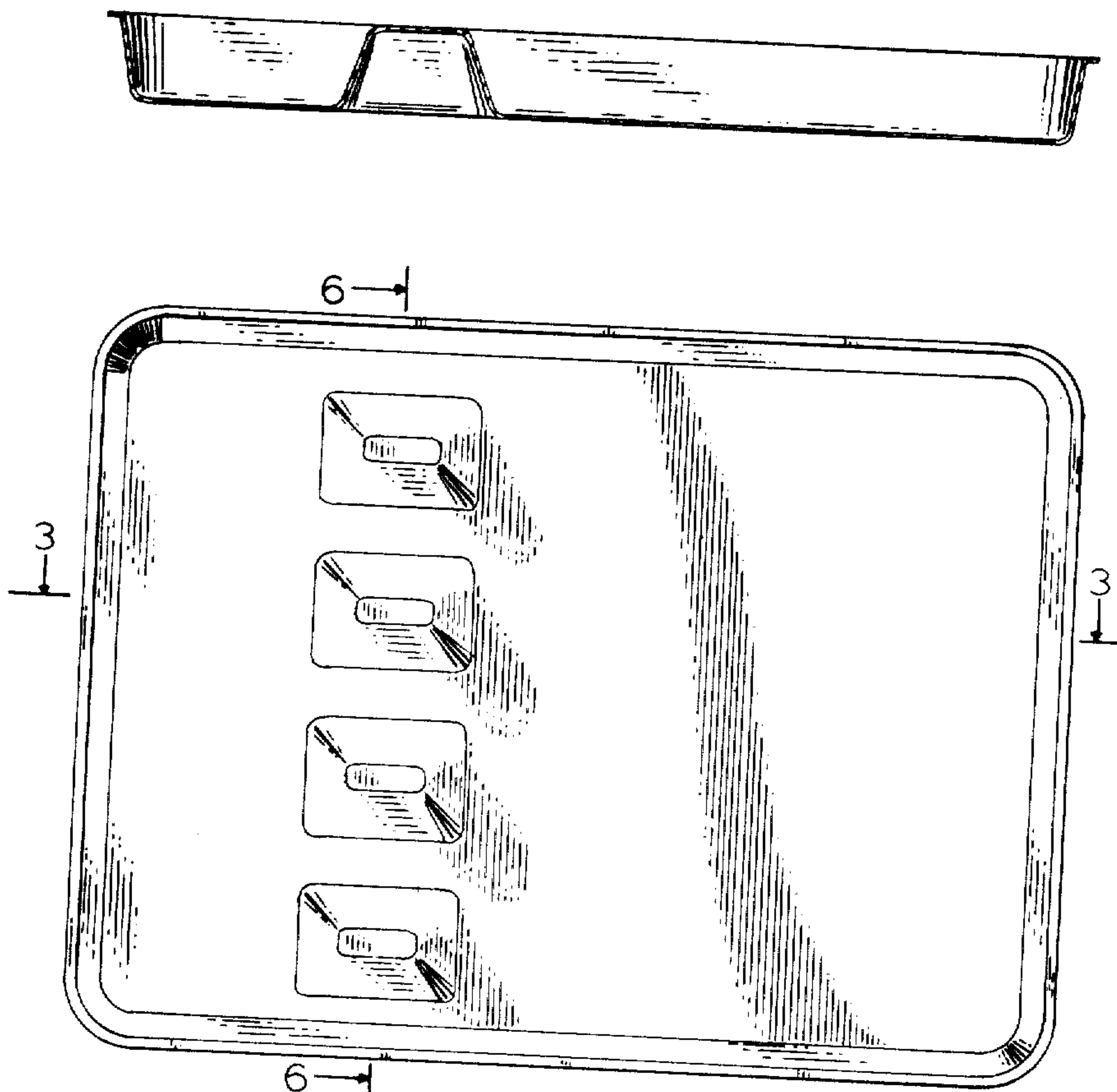


FIG. 3




FIG. 2




FIG. 1

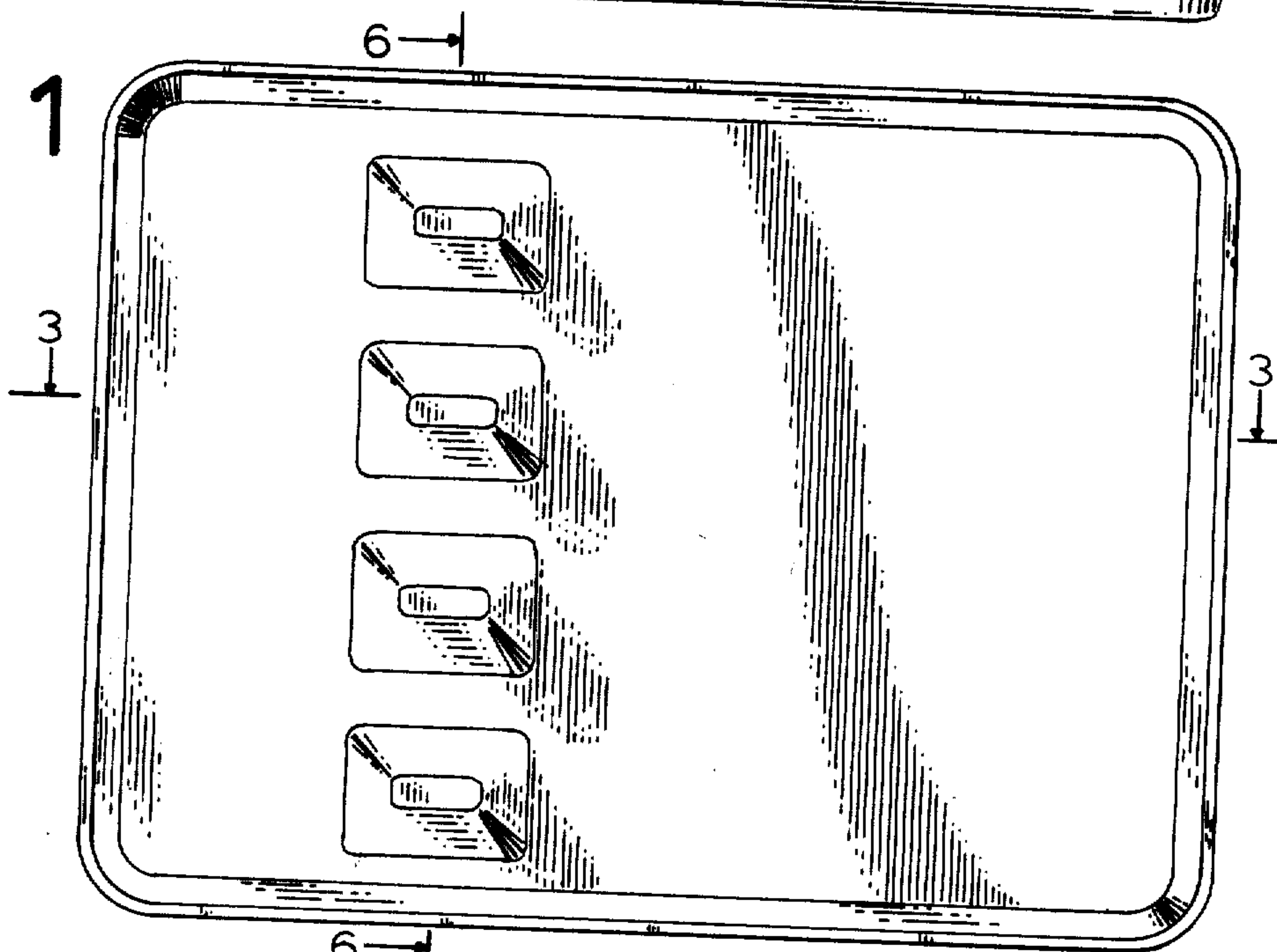


FIG. 4

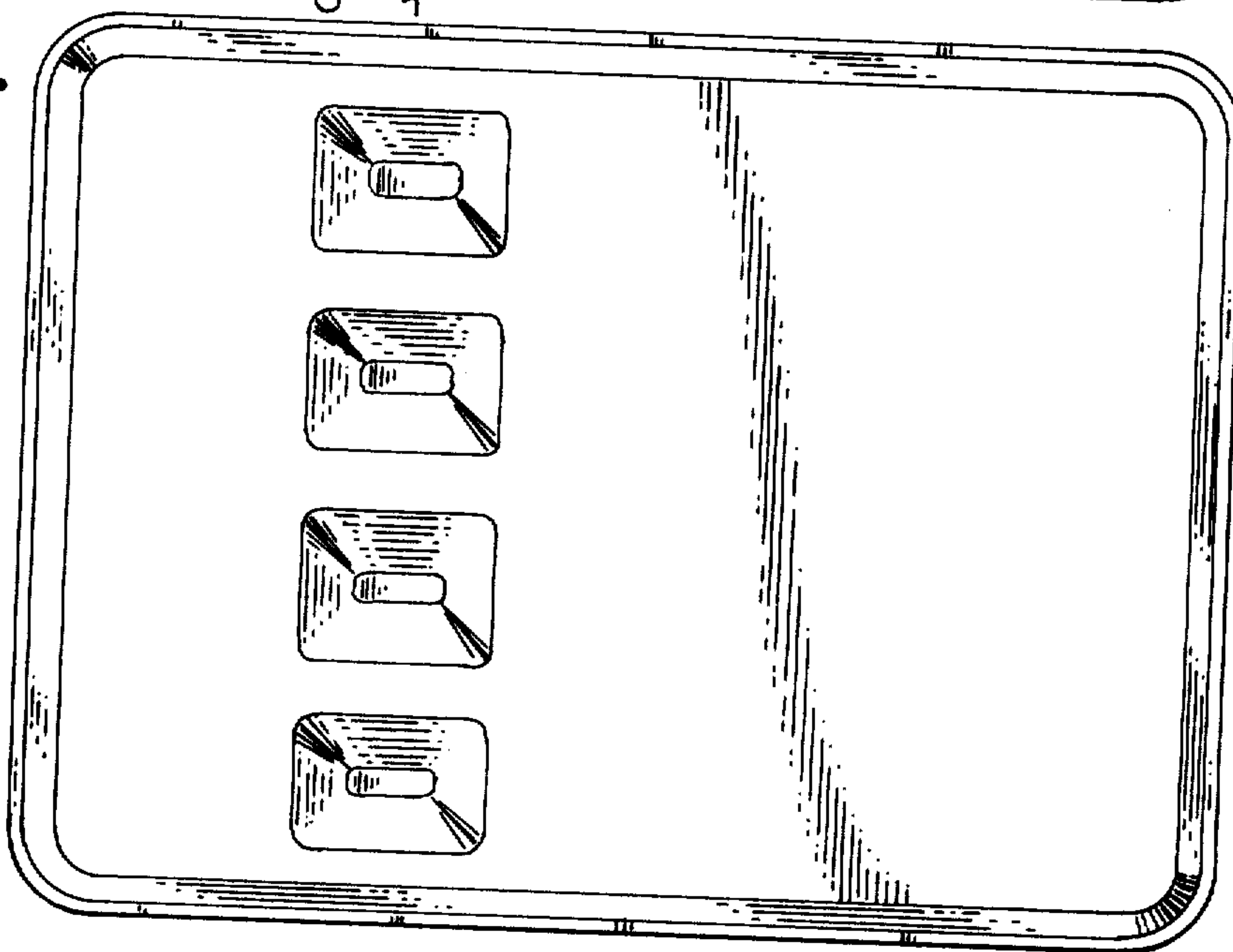


FIG. 5




FIG. 6

